

CERAMBYCIDAE OF THE FIJI ISLANDS

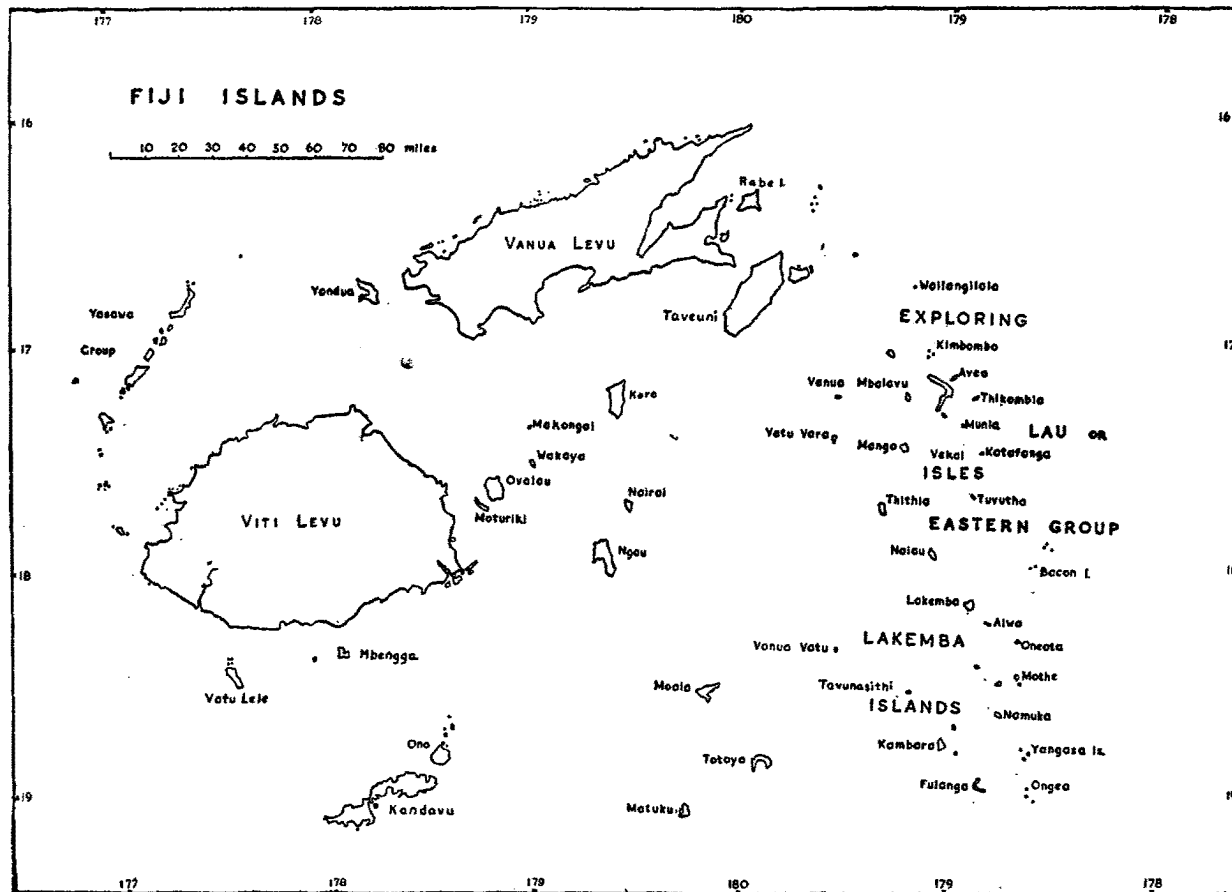
BY
LAWRENCE S. DILLON
AND
ELIZABETH S. DILLON

BERNICE P. BISHOP MUSEUM
BULLETIN 206

HONOLULU, HAWAII
PUBLISHED BY THE MUSEUM
1952

PRINTED BY
HONOLULU STAR-BULLETIN

ISSUED APRIL 11, 1952



Map of Fiji Islands, courtesy of R. G. Fennah.

Cerambycidae of the Fiji Islands

By LAWRENCE S. DILLON and ELIZABETH S. DILLON

AGRICULTURAL AND MECHANICAL COLLEGE OF TEXAS

Through the kindness of E. C. Zimmerman, the authors received from Bernice P. Bishop Museum close to 1,000 specimens of Fijian Cerambycidae for study. Most of the collections were made by Mr. Zimmerman in 1938, the rest by J. M. Valentine (1937) and E. H. Bryan, Jr. (1924). Among them are representatives of nearly all the forms previously known from the islands and an approximately equal number of new species. More specifically, there are 112 forms, 72 of which are new; of the latter, three are subspecies. Previously, 59 forms have been recorded from Fiji, of which several are synonyms and one or two have been erroneously reported. Types of all new species are deposited in Bishop Museum.

Supplementary study material was obtained from the British Museum (Natural History) and the Academy of Natural Sciences of Philadelphia (designated by the symbol ANSP). To E. C. Zimmerman, to the late E. T. Cresson, Jr., and to the authorities of the institutions concerned, the writers express sincere appreciation for the loan of the specimens. Thanks are extended also to Keith McKeown, of the Australian Museum, for his helpfulness.

Most of the species herein reported are, as far as is known, entirely endemic to the islands. In fact, except for the two or three species introduced in recent years, the longhorn fauna of the Fiji Islands will probably prove to be one hundred percent endemic after adequate revisional studies of the several genera concerned have been made. Though the literature shows very broad distributions of some cerambycids—*Ceresium guttaticolle*, *C. unicolor*, and *Oopsis nutator*, for instance—among the islands of the Pacific Ocean, an examination of some specimens from a few of the areas reported upon reveal a number of misdeterminations. Consequently, it is impossible to speculate upon the cerambycid faunistic interrelationships of the several groups of islands at this point.

KEY TO SUBFAMILIES

1. Pro- and mesotibiae simple, lacking oblique grooves or concave areas bearing short, dense setae 2
Protibiae with an oblique groove below toward apex; mesotibiae usually obliquely sulcate or emarginate laterally before apex or simply with a dense mat of stiff setae here 3
2. Prothorax with a flattened margin laterally; procoxae strongly transverse; inner lobes of maxillae obsolete.....Prioninae

- Prothorax not margined laterally; procoxae rarely strongly transverse; inner lobes of maxillae developed.....**Cerambycinae**
3. Head slightly inclined, front nearly wanting; antennae inserted close to mandibles; form very slender; palpi with last segment obtuse at apex.....**Disteniinae**
- Head vertical in front, front always distinct; antennae inserted at some distance from mandibles; form usually robust; palpi with last segment acute.....**Lamiinae**

SUBFAMILY PRIONINAE

Prothorax margined laterally, frequently toothed or spined along margin; procoxae strongly transverse, their cavities widely open behind; inner lobe of maxillae lacking or vestigial; ligula corneous; antennae inserted more or less close to bases of mandibles; mesonotum lacking stridulatory area.

This subfamily, which includes some of the largest of living insects, is worldwide in its distribution. The larvae generally live in dead or decaying wood or in the ground beneath roots or rotting logs.

KEY TO TRIBES

1. Antennae only reaching to base of pronotum; tarsi with five apparent segments..... **Parandrini**
 Antennae reaching to or beyond basal quarter of elytra; tarsi with fourth segment minute..... 2
2. Antennae with scape attaining apex of pronotum or nearly so; prothorax laterally with a number of fine crenulations or teeth.....**Macrotomini**
 Antennae with scape short, scarcely reaching behind eyes; prothorax each side with only two teeth or spines.....**Callipogonini**

TRIBE PARANDRINI

Head with palpi short, the maxillary a little longer than the labial; mandibles of male more or less prominent, horizontal, falciform. Antennae short, at most attaining base of pronotum. Eyes strongly granulate, narrow, prominent, feebly sinuate. Pronotum quadrate or cordiform, unarmed laterally. Legs moderate, compressed; femora with a tooth at apex; tarsi filiform, with five distinct segments (or the claw-segment with the usual nodule on its base well-developed). Metepisterna narrow, linear. Body moderately elongate, depressed.

Genus *Parandra* Latreille

Parandra Latreille, Hist. Nat. 8: 252, 1804.

Elongate-oblong, subdepressed, small or moderate-sized insects. Head broad, eyes transverse, obsoletely emarginate; mandibles toothed, longer in male than in female. Pronotum margined. Prosternum distinct between the procoxae, which are large and not prominent, closed behind. Antennae very short, attaining base of pronotum, moniliform; second segment half as long as third; segments three to ten subquadrate, equal, depressed, each with two deep sensory striae on under or outer surface; eleventh segment longer, obliquely truncate, acute.

KEY TO SPECIES

- Epistoma unidentate; head across eyes not as wide as pronotum.....*P. striatifrons*
 Epistoma bidentate; head across eyes as wide as pronotum.....*P. vitiensis*

Parandra vitiensis Nonfried, Ent. Nachr. 20: 46, 1894.

Male. Light to dark reddish brown; beneath and legs paler; antennae same as above. Head (across eyes) as wide as pronotum; above with moderate, deep punctures not too densely placed, occiput plane, vertex elevated and with a distinct impression medially, laterally with a longitudinal impression not oblique, widened posteriorly; epistoma bidentate (one either side of middle), then sinuate to sides; mandibles with a single tooth just behind apex. Pronotum transverse, sides nearly parallel to behind middle, then distinctly attenuate to base, basal angles subacute; anterior margin feebly sinuate before angles which are subacute and only slightly produced anteriorly, basal margin feebly sinuate; disk punctured as in head, at middle with an elongate, very shallow triangular impression nearest base; lateral margins distinctly flanged. Elytra apically together rounded, dehiscent usually at apical quarter; disk coarsely, densely punctate. Beneath shining, obsoletely punctate, mesosternal sidepieces with coarse punctures.

Female. Mandibles with two teeth behind apex well-separated, distinct; pronotum subquadrate, sides feebly arcuate.

Length, 14 to 21 mm.; width, 4 to 5.5 mm.

Viti Levu: Tholo-i-Suva, July 27, 1938, 2 males, Kondo; Tholo North, Nandarivatu, Sept. 9, 1938, alt. 2,400 ft., 1 male, Kondo; Tholo North, Nandarivatu, Oct. 20, 1937, rotten log, 1 male, Valentine.

Ovalau: Andubangda, July 18, 1938, alt. 1,500-1,800 ft., 2 females, Kondo; near Vuma, alt. 200 ft., July 14, 1938, rotten logs, 1 female, Zimmerman.

This species is easily distinguished from *P. striatifrons* in that it has the labrum dentate at each side angle of its anterior margin, not medially.

Parandra striatifrons Fairmaire, Soc. ent. France, Ann. VI, 1: 486, 1881.

Female. Light to dark reddish brown, shining, beneath and legs somewhat paler; antennae usually as upper surface.

Head narrower than pronotum, finely, moderately punctate above, with a median longitudinal impression which is wider anteriorly; front laterally with an oblique impression to eyes; epistoma medially dentate, margin then sinuate to sides; mandibles with middle pair of teeth very short, scarcely separate. Prothorax slightly transverse, distinctly attenuate posteriorly, sides arcuate, then feebly sinuate to base, posterior angles acute, laterally feebly flanged; disk moderately finely punctate; anterior margin before angles deeply sinuate, angles produced anteriorly; posterior margin feebly sinuate. Elytra apically together rounded, dehiscent on apical quarter; entire disk moderately punctate, punctures a little more coarse than those of pronotum. Beneath smooth, obsoletely punctate; mesosternal side pieces coarsely punctate. Scape with moderate punctures.

Length, 17 to 20 mm.; width, 4.5 to 6 mm.

Viti Levu: Tholo-i-Suva, July 27, 1938, 1 female, Kondo; Belt Road, 45 miles west of Suva, July 26, 1938, rotten logs, 1 female, Zimmerman; Tholo North, Nandarivatu, Oct. 21, 1937, at light, 1 female, Valentine.

Genus *Olethrius* Thomson

Olethrius Thomson, Class. Ceramb., 316, 1860; Syst. Ceramb., 478, 1864.—
Lacordaire, Gen. Col. 8: 116, 1869.—Lameere, Soc. ent. Belg., Ann. 47:
129, 1903; Soc. ent. Belg., Mém. 21: 129, 1912.

Elongate-ovate, convex, large to extremely large beetles. Head not so wide as pronotum; eyes transverse, feebly emarginate; mandibles dentate mesally, not much larger in male than female. Pronotum transverse, nearly as wide or as wide as elytra at base; sides crenulate in males, crenulate or finely, densely dentate (usually the latter) in female; disk differently sculptured in the two sexes. Prosternum distinct and prolonged beyond procoxae, which are large, not prominent, and open behind. Antennae about one-half to three-quarters body length; scape attaining or not quite reaching base of pronotum, elongate, feebly clavate; segments from third subequal in length; eleventh segment a little longer, rounded at apex; sensory striae on upper side from fourth or fifth segment to apex. Legs asperate, especially the anterior ones, but sometimes only very finely so, the protibiae finely denticulate in male.

KEY TO SPECIES

1. Elytra scabrose over its entire surface..... 2
Elytra nearly smooth, with single, well-spaced punctures basally, disappearing behind middle *O. tyrannus*
2. Antennae with seventh segment attaining humerus; sides of pronotum in female crenulate, not dentate..... *O. brevicornis*
Antennae with at least sixth segment attaining humerus; sides of pronotum in female dentate, crenulate in male..... 3
3. Antennae with fifth segment strongly surpassing humerus; pronotum in female without a long tooth at hind angle, the posterior margin dentate; elytra covered with rather long brown pubescence..... *O. villosus*
Antennae with sixth segment slightly surpassing humerus; pronotum in female with a long tooth at hind angle, the posterior margin with only a few teeth; elytra sparsely covered with very short golden pubescence..... *O. scabripennis*

Olethrius tyrannus Thomson, Class. Ceramb., 316, 1860.

Female. Dark chestnut brown; nearly glabrous, pronotum and head with a few dull yellowish hairs, denser on labrum. Sterna rather densely covered with long yellowish hairs.

Head between eyes with a deep, rather narrow sulcus; front with a broad transverse impression, not so well-defined as in *O. scabripennis*. Pronotum with sides broadly rounded, feebly crenulate, with a more prominent crenulation at hind angle that can scarcely be called a "tooth"; disk rather smoother than in *O. scabripennis*, more coarsely punctate, but not so roughly rugose as in that species. Scutellum minutely punctate. Elytra at base wider than pronotum, not rugose, basally with well-spaced, single fine punctures, becoming obsolete apically; apices each with an acute, short tooth at suture. (Under surface with its sculpturing largely concealed by a waxy substance.) Antennae reaching nearly to middle of elytra, the seventh segment strongly surpassing humerus; scape as in *O. scabripennis* but more sparsely asperate; third segment three-quarters as long as scape, more than three times as long as second; fourth distinctly shorter than third, rest subequal.

Length, 63 mm.; width, 22 mm.

Fiji Islands: without further locality data, 1 female, J. Thomson collection (ANSP).

This species is at once distinct from all the Fijian forms in having the elytra nearly smooth, not rugose, marked with single, separated punctures basally which do not coalesce to form rugae, becoming obsolescent apically.

It was originally described from the New Hebrides by J. Thomson, and it may be that the single specimen listed above is mislabeled. It corresponds to the original description in every detail.

Olethrius villosus, new species (fig. 1, a).

Female. Piceous; nearly entire upper surface covered with long, brownish-red, rather silky hairs; abdomen and distal segments of antennae paling to fuscous, entire underside of body, except abdomen, clothed with brownish-red hairs, which are denser and longer on the meso- and metasternum and their respective side-pieces; legs and proximal segments of antennae black.

Head above rather sparsely, coarsely scabrose, laterally more densely and finely so, on front deeply impressed medially from between eyes, the impression suddenly expanded laterad into lower portion of antennal tubercles, its surface coriaceous, not scabrose; mandibles above with a prominent crest basally, the lateral face very coarsely, scabrosely rugose, the mesal face subrugosely punctate. Pronotum widest near middle, feebly wider than elytra across base, rather coarsely reticularly rugose, the smooth areas each side of middle about as broad as long, subtriangular, obliquely impressed anteriorly, at middle of base a smaller smooth area extending cephalad at middle, very little wider than long; the sides evenly arcuate, finely dentate except anteriorly, the tooth at hind angle not more prominent than others, the posterior margin similarly crenate. Scutellum coarsely punctate except at middle of base, the punctures mostly coalescent. Elytra at base nearly as wide as pronotum; coarsely, rugosely punctate, gradually more finely so to apex, on basal region, especially toward suture, somewhat vermicularly punctate. Prosternum mostly coarsely, rugosely punctate, including process to near its apex, the process strongly prolonged caudad, the sides of the production forming an acute angle, the apex rounded, however. Profemora and protibiae coarsely densely asperate, the tibiae more densely so than the femora and subdenticulate, the corresponding parts of middle and hind legs successively smoother. Antennae attaining apical quarter of elytra, the fourth segment attaining humerus; the scape one-quarter longer than third, finely, moderately densely asperate above, its mesal edge feebly bisinuate, nearly straight; third segment one-eighth longer than fourth, sparsely punctate, the rest subequal (except eleventh), scarcely punctate.

Male. The male differs from the above in having the pronotum finely, irregularly punctate, not rugose, with the callosities more prominent, the side margins sparsely denticulate and irregularly crenulate; elytra scarcely rugose, but covered with long hairs.

Length, 50 to 72 mm.; width, 22 to 30 mm.

Viti Levu: Nausori River, holotype female, Sept. 15, 1937, Valentine.

Fiji Islands: without locality data, allotype male, 2 female paratypes, Van Lansberge collection (ANSP).

This species is distinct in having relatively long, silky hairs covering much of its upper surface; in having the pronotum widest before the middle, its hind margin dentate in part; in the deep impression on the head, the antennae attaining the apical quarter of elytra; in the sculpturing of the femora and tibiae; and in numerous other points.

Olethrius scabripennis Thomson, Syst. Ceramb., 577, 1865.—Fairmaire, Soc. ent. France, Ann. VI, 1: 470, 1881. (See figure 1, *b, c.*)

Female. Yellowish brown to fuscous, the elytra apically often a little paler; much of the upper surface covered with sparse, pale red-fulvous, short hairs; antennae often reddish distally; femora and most of under surface a little paler than body above; tibiae and apices of femora usually piceous; sterna largely covered with long, pale red-fulvous hairs.

Head sculptured as in *O. villosus*, the median impression similarly shaped but much shallower. Pronotum widest across hind angles, narrower than base of elytra, the disk rather more asperate anteriorly but otherwise as in *O. villosus*, the basal median smooth area scarcely indicated, linear, broadened feebly at extreme base; sides strongly narrowed anteriorly, irregularly dentate, the hind angle strongly prominent, usually with a longer tooth than rest of sides, thence obliquely emarginate to base, where there are one or more fine teeth. Scutellum sparsely, shallowly, irregularly punctate. Elytra at base visibly wider than pronotum, less vermicularly punctate than in *O. villosus*. Prosternum with entire process sparsely punctate, the rest as in *O. villosus* but the punctation a little finer and sparser. Pro- and mesofemora finely, sparsely asperate, the metafemora nearly smooth except for scattered fine punctures; protibiae coarsely, rather densely (especially on outer edge), substrigose punctate, each puncture bearing a fine asperity at proximal end, the other tibiae similar but the sculpturing often less dense, and occasionally the asperities lacking. Antennae attaining basal two-fifths of elytra (or apex of metasternum), the fifth segment attaining humerus; scape nearly twice as long as third segment, rather densely punctate above but not visibly asperate, its mesal edge distinctly arcuate, especially proximally; third segment scarcely longer than fourth, the rest subequal.

Male. As in female except as follows: pronotum distinctly wider than elytra at base, broadest medially, sides irregularly crenulate, with a small tooth at hind angle, hind margin unarmed, disk very densely, finely punctate, except a fine median line and a rather large, triangular, shining space each side of middle on apical half, each side of disk with two irregularly impressed, oblique lines; antennae a little more elongate, reaching to middle of elytra; entire sternum densely, finely, rugosely punctate; protibiae very coarsely sculptured, often denticulate, the other tibiae and the femora likewise more coarsely sculptured.

Length, 32 to 63 mm.; width, 19 to 28 mm.

Viti Levu: Suva, July 7-21, 1937, 10 males, 1 female, Valentine; Tholo North, Nandarivatu, Oct. 23, 1937, 1 female, Valentine; Waimbale, near Nambutini, June 5, 1941, 1 female, Otto Degener; Tailevu, Korovou, Sept. 29 and Nov. 21, 1937, 3 females, Valentine.

Nadi [Nandi], July 7, 1913, 2 males, 5 females, J. F. Illingworth.

Ovalau: Wainiloka, July 19, 1938, 1 female, Zimmerman.

Moala: Naroi, alt. 800 ft., July 24, 1938 and Aug. 24, 1938, in rotten logs, 3 males, 3 females, Zimmerman; one mile west of Naroi, Aug. 25, 1938, 1 female, Kondo.

Taveuni: October 1924, 1 female, H. S. Evans (British Museum).

Olethrius brevicornis, new species (fig. 1, *d*).

Piceous; elytra, side margins of pronotum narrowly, antennae, legs and undersurface somewhat paler; the usual hairs extremely short, except on metasternum.

Head rather coarsely, rugosely punctate; impression confined almost entirely to front, broad, more or less ovate, with a feeble, fine extension posteriorly along median line.

Pronotum a little broader than elytra at base, widest medially; sides broadly arcuate, more strongly so apically, irregularly, rather feebly crenate, the hind angle with a distinct acute tooth, the hind margin thence oblique, at petiole with a broad obtuse tooth; disk coarsely, fairly densely, rugosely punctate, less rugosely so at middle, the two median smooth areas oblique, not transversely impressed, the basal smooth area much larger than in *O. scabripennis* but similarly shaped, having, however, distinct lateral extensions each side. Scutellum finely punctate, except medially at base. Elytra coarsely punctate, apically much more finely so. Prosternum coarsely, strongly rugosely punctate, except process




FIGURE 1.—a, *Olethrius villosus*; b, c, *O. scabripennis*; d, *O. brevicornis*; e, *Xixuthrus heros*.

which is largely smooth. Femora sparsely, finely punctate, punctures on profemora bear fine asperities; tibiae briefly strigosely punctate. Antennae attaining basal third of elytra, the seventh segment feebly surpassing humerus; scape quite equal in length to second, third, and fourth segments combined, the inner edge nearly straight except at base, coarsely punctate, especially densely so on lateral edge; third segment about twice length of second, fourth and succeeding segments feebly, gradually increasing in length.

Length, 30 mm.; width, 11 mm.

Viti Levu: Gualao, April 1941, holotype female, Otto Degener.

This species is most closely related in the form of its antennae to *O. insularis* Fairmaire, from Samoa, but its second, third, and fourth segments are still shorter so that the three together do not quite equal the scape in length. The sides of the pronotum, even in the female, are only crenate, with a tooth on only the hind angle; the elytra are glossy.

Genus *Xixuthrus* Thomson

Xixuthrus Thomson, Syst. Ceramb., 296, 1864.—Lameere, Soc. ent. Belg., Ann. 47: 310, 1903.

Elongate-ovate, convex, extremely large beetles. Head not as wide as pronotal apex; eyes transverse, feebly emarginate; mandibles dentate internally. Pronotum transverse, at base much wider than apex, laterally finely spinose; disk differently sculptured in the two sexes, densely granulose in male, rugose and with ridges and tubercles in female. Prosternum prolonged behind procoxae; coxal cavities open posteriorly; coxae large, not prominent. Antennae about two-thirds as long as body; scape not quite attaining apex of pronotum; third segment not quite so long as scape; rest subequal, eleventh slightly longer than tenth, subacute at apex.

Xixuthrus heros (Heer) (fig. 1, *e*).

Macrotoma heros Heer, in Graeffe, Reise Ins. Viti, 47, pl. 1, fig. 3, 1868.

Xixuthrus heros (Heer), Dohrn, Stett. Ent. Zeitung 29: 206, pl. 2, 1868.—

Fairmaire, Soc. ent. France, Ann. VI, 1: 469, 1881.—Lameere, Soc. ent. Belg., Ann. 47: 313, 1903.

Xixuthrus terribilis Thomson, Rev. Mag. Zool., 268, 1877.

Female. Head and pronotum piceous, elytra dark reddish brown. Head, pronotum, and elytra with moderately long golden pubescence, on head and pronotum rather thin, on elytra arranged in five vittae (each) which are densely pubescent. Scutellum covered with moderately dense golden pubescence. Beneath and legs piceous, sterna with dense, short, golden pubescence; abdomen very sparsely pubescent, shining, except laterally, where the pubescence is much denser. Antennae with scape piceous, remaining segments dark reddish brown.

Head above occiput sparsely, feebly granulate, on vertex scabrose; a wide, rather deep impression from occiput to between antennal tubercles, which are subapproximate basally and scabrose. Prothorax at base as wide as elytra, much narrower apically; sides flattened and acutely dentate along lateral margin; disk scabrose, at middle with an elongate smooth area, either side of middle a small tubercle, then a long arcuate ridge, dentate anteriorly and posteriorly, followed by a large tubercle which is subacute, and a feebly elevated, bidentate ridge laterally to the tooth at basal angle. Scutellum rugose. Elytra with lateral margins somewhat flanged, except at apical quarter; each disk with four costae; extreme base with fine, sparse granules, then scabrose to basal quarters, thence

to apex with large, shallow punctures. Sterna densely, finely punctate, abdomen very sparsely, finely punctate; prosternal process very elongate, extending about one-third distance between mesocoxae; mesosternum with a deep depression for reception of prosternal process, apical margin of process deeply emarginate. Legs punctate-granulate; profemora and protibiae feebly serrate ventrally. Antennae about three-fourths as long as body; scape not as long as head, not nearly attaining pronotum; third segment slightly longer than scape; remaining segments subequal; all segments through ninth granulate-punctate, densely so on scape and sparsely so on remaining ones; tenth and eleventh segments finely striate.

Length, 80 to 130 mm.; width, 27 mm.

Viti Levu: Navai Mill, near Nandarivatu, Sept. 13, 1938, alt. 2,400 ft., 1 male, Shaw.

Fiji Islands without locality, 4 males (ANSP).

The glabrous stripes on the elytra are often elevated into prominent crests; the sculpturing of the pronotum likewise varies considerably.

TRIBE CALLIPOGONINI

Eyes transverse, slightly emarginate. Prothorax with two spines each side. Antennae with scape short, not reaching behind eye. Prosternal process nearly flat and more or less horizontal. Mesosternal process only as wide as that of prosternum. Legs not dentate or spined. Pronotum similar in the two sexes.

Genus *Cacodacnus* Thomson

Cacodacnus Thomson, Class. Ceramb., 325, 1860; Syst. Ceramb., 473, 1864.—Lacordaire, Gen. Col. 8: 142, 1869.—Lameere, Soc. ent. Belg., Ann. 48: 18, 1904.

Elongate-oblong, depressed, moderate to large beetles. Head broad, wider across eyes than pronotum; eyes transverse, slightly emarginate; mandibles large, shorter in female, dentate at apex. Pronotum strongly transverse, with two spines each side. Prosternum distinct between procoxae, which are opened posteriorly, not prominent. Antennae about as long as body; scape not nearly attaining base of head, feebly elongate, robust; third segment elongate, more than twice as long as scape, rest short, subequal in length, ninth and tenth segments with apices externally produced, the eleventh flattened, subacute at apex.

Cacodacnus hebridanus Thomson, Class. Ceramb., 326, 1860.—Fairmaire, Soc. ent. France, Ann. VI, 1: 471, 1881.—Lameere, Soc. ent. Belg., Ann. 48: 19, 1904.

Male. Head and pronotum dark reddish brown to piceous, elytra paler, shining; beneath dirty yellowish brown, shining; legs same as elytra; antennae dark reddish brown, slightly paler apically.

Head above sparsely coarsely punctate, longitudinally sulcate at middle, laterally densely, coarsely punctate; front transverse with a broad, rather deep, transverse impression which is rugosely punctate. Prothorax (at widest part) slightly narrower than elytra at base, transverse, widest just behind middle; disk medially rather smooth with three

shallow impressions, which are somewhat coarsely, densely punctate, laterally coarsely, densely, rugosely punctate; sides, at apex and slightly behind middle, with robust acutely tipped teeth. Scutellum coarsely punctate on basal half, smooth on apical half. Elytra with apices separately broadly rounded, at suture each with an acute spine; disk obsoletely tricostate on each side and with sparse, moderate-sized punctures. Prosternal process slightly widened posteriorly; mesosternum broadly and feebly elevated at middle of base; meso- and metasternum with long golden pubescence, heavier and longer on the latter, particularly on sides. Profemora robust, rest slightly less so, all finely, sparsely punctate as are the tibiae. Antennae nearly as long as body; scape short, reaching only to posterior margin of eyes; third segment twice length of scape, densely obsoletely punctate; fourth slightly shorter than fifth, remaining segments subequal; eleventh slightly longer than tenth; ninth and tenth slightly prolonged laterally at apex.

Female. Head and pronotum less broad; mandibles short; antennae only about one-half body length; femora less robust.

Length, 23.5 to 39 mm.; width, 8 to 12.5 mm.

Viti Levu: Nandarivatu, Oct. 7, 1937, at light, 1 male, and Oct. 22, 1937, 1 female, Valentine; Navai Mill, Kavu, near Nandarivatu, Sept. 13-15, 1938, alt. 2,300-2,500 ft., under bark, 5 males, Zimmerman; ridge northwest of Vatuthere, Sept. 8, 1938, under bark, 4 males, Zimmerman.

Two specimens from the type locality, New Hebrides, in the collection of the Academy of Natural Sciences, Philadelphia, show no differences from the Fiji Island examples.

SUBFAMILY DISTENIINAE

Head abbreviated anteriorly, elongated and narrowed behind eyes; eyes vertical, entire or weakly emarginate; maxillary palpi longer than labial palpi; metepisternum narrow, acute apically; procoxal cavities rounded, open behind; protibiae with a feeble, oblique groove internally; mesotibiae impressed externally near apex.

Genus *Distenia* Serville

Distenia Serville, *Encycl. Méth.*, 10: 485, 1825.

Head distinctly exserted; front declivous; eyes feebly emarginate, well-separated above. Pronotum strongly transverse, strongly armed each side, disk with distinct tubercles. Elytra elongate, gradually tapering, apices separately rounded, disk at base granulate-punctate, remaining surface with simple punctures. Prosternum narrow, nearly flat; mesosternal process broad, feebly tapering posteriorly. Legs long; femora subcylindrical. Antennae more than half again as long as body; scape rather robust, arcuate, gradually clavate from base, attaining middle of pronotum; third segment slightly longer than first, rest subequal.

Distenia punctulata, new species (fig. 2, *a*).

Male. Elongate-ovate, slender. Piceous, covered with grayish-fulvous pubescence. Head with pubescence sparse except broadly around eyes. Pronotum with three glabrous vittae, median one widest basally, narrowed apically, lateral ones broad, arcuate. Elytra pale reddish brown, with pubescence interrupted with piceous glabrous punctures, an especially large interruption each side near apex; basally with a broad, glabrous, shining

area. Beneath reddish brown, covered with very sparse, fine, fulvous pubescence. Antennae and legs dark reddish brown; apices of femora, tibiae, and antennal segments, piceous.

Head above feebly rugose medially; front distinctly convex between antennal tubercles. Pronotum transverse, base and apex subequal in width; sides with a broad-based tubercle, acutely angled at apex; basal and apical transverse sulci distinct, broad; disk posteriorly at middle with a broad, feebly elevated callosity, either side of middle with two callosities, the anterior one subobtusely tuberculate, the posterior one prominent. Scutellum transverse, sides straight, oblique; apex broadly arcuate. Elytra strongly tapering to apices, which are subtruncate, unarmed; extreme base of disk granulate-punctate, remainder of disk with scattered, large punctures, which are sometimes seriate, sometimes clustered. Fifth sternite slightly longer than fourth, subtruncate at apex. Metafemora nearly attaining apex of abdomen. Antennae more than twice as long as body, briefly fringed beneath; scape long, attaining pronotal tubercles, gradually clavate; third segment somewhat longer than scape, subequal to fourth, remaining segments very gradually decreasing.

Female. As in male but antennae only one and three-quarters times as long as body, with a long fringe beneath from fifth to tenth segments; metafemora only attaining apex of fourth sternite; and fifth sternite broadly rounded at apex.

Length, 13.5 to 17 mm.; width, 3.5 to 5 mm.

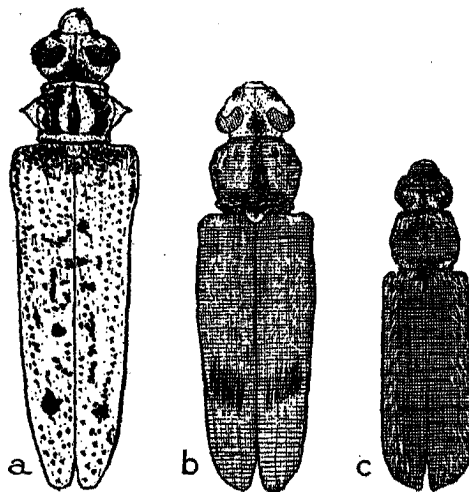


FIGURE 2.—a, *Distenia punctulata*; b, *Ceresium repandum*; c, *C. scutellaris*.

Viti Levu, Nandarivatu: Oct. 9, 1937, at light, holotype male, Valentine; Sept. 11, 1938, bred from *Ficus*, allotype female, Zimmerman.

SUBFAMILY CERAMBYCINAE

Both lobes of maxillae developed; palpi blunt apically; antennae generally inserted close to eyes and more or less distant from bases of mandibles; prothorax not margined laterally; procoxae not transverse; protibiae not obliquely grooved beneath; mesotibiae not sulcate externally.

KEY TO TRIBES

1. First abdominal sternite nearly as long as or much longer than remaining sternites combined **Obrini**
 First abdominal segment distinctly shorter than rest combined..... 2
2. Eyes finely faceted; body form resembles Lepturini..... **Glaucytini**
 Eyes coarsely faceted; not resembling Lepturini..... 3
3. Mesocoxal cavities open externally..... **Achrysonini**
 Mesocoxal cavities closed externally..... 4
4. Antennae spinose **Phoracanthini**
 Antennae unarmed **Callidiopsini**

TRIBE ACHRYSONINI

Eyes coarsely faceted; mesocoxal cavities open externally; procoxal cavities weakly angulate externally and open behind; prosternal process not dilated nor truncate posteriorly; prothorax with basal margin entire; antennae longer than body, at least in male, fourth and fifth segments scarcely different from third and sixth.

Aquinillum pallidum Thomson (Rev. Zool. III, 6: 14, 1878) and *Araespor longicollis* Thomson (loc. cit., p. 15) were originally described from the Fiji Islands but are unknown to the writers.

TRIBE PHORACANTHINI

Ligula membranous, emarginate or bilobed; palpi of variable length, last segment triangular; mandibles short, arcuate and acute at apex; head slightly prominent; antennae more or less fimbriate beneath, usually much longer than body, sometimes spinose; eyes large, strongly emarginate; prothorax often armed on disk; legs long, procoxae globose, procoxal cavities open behind; mesocoxal cavities closed laterally; mesosternal process more or less broad; prosternal process never very narrow.

KEY TO GENERA

- Elytra unarmed at apex; pronotum elongate..... **Coleococtus**
 Elytra armed at apex; pronotum not elongate..... **Phoracantha**

Coleococtus senio (Newman).

Phoracantha senio Newman, Entomologist 1: 4, 1840.—Lever, Dept. Agric. Fiji, Agric. Jour. 17: 10, 1946.

Coleococtus senio (Newman) McKeown, Australian Mus., Mem. 10: 33, 1947.

Lever reports that a number of specimens of this Australian beetle were collected in June 1945 at Lautoka, where they were found beneath the bark of

“turpentine tree” logs imported from Australia. As there are no indications that the insect has become established in the Fiji Islands, we feel that the species does not merit further notice here.

Phoracantha tricuspis Newman, Entomologist 1:3, 1840.

Phoracantha robusta Germar, Linnaea, Ent. 3:225, 1848. — Heyden, Senckenb. Naturf. Gesells., Abhandl. 36:171, 1914.

Heyden reports a single female specimen of this species taken at Levuka, Fiji Islands, in 1909. This species, which is found only in Australia, may have been introduced into the islands accidentally (as is the case in *C. senio*), but it has not become established, apparently, as no specimens of later date have been seen.

TRIBE CALLIDIOPSINI

Mandibles flattened, acute, antennal tubercles depressed; eyes coarsely faceted, lower lobes extending anterior of antennal insertion; ligula membranous; palpi with last segment subtriangular; antennae unarmed; prothorax cylindrical or transverse; mesocoxal cavities closed externally; procoxal cavities open behind; femora swollen.

KEY TO GENERA

Antennae as long as body or longer.....**Ceresium**
 Antennae only two-thirds as long as body.....**Laniferus**

Genus **Ceresium** Newman

Ceresium Newman, Entomologist 1:322, 1842.—Thomson, Syst. Ceramb., 236, 1864.—Lacordaire, Gen. Col. 8:353, 1869.—Gahan, Fauna Brit. India, Col. 1:156, 1906.

Head little exerted, slightly concave and often sulcate between antennae; front subvertical or slightly oblique; eyes deeply emarginate, not very widely separated above. Pronotum elongate or subquadrate, depressed or cylindrical, sides usually arcuate, rarely armed. Elytra somewhat convex above, apices rounded, unarmed. Prosternum narrow between coxae; mesosternum sometimes tuberculate, often unarmed. Legs of moderate length, the hind ones longest; femora pedunculate-clavate; procoxae open posteriorly. Antennae at least as long as body, often much longer.

This genus is greatly in need of a thorough revision on a cosmopolitan basis. As it stands here, it is most certainly compound and doubtlessly includes many elements which should be removed. But it was felt that it would be advisable, in order to avoid creation of useless genera, to “lump” all the species found here and let the division into proper genera await a monographic treatment of the species of the world.

KEY TO SPECIES

1. Scutellum densely white pubescent.....*C. thyra*
Scutellum not densely white pubescent..... 2
2. Pronotum with yellow maculae..... 3
Pronotum not yellow maculate..... 4
3. Pronotum with four deep yellow maculae, two each side, subequal in size.....
.....*C. guttaticolle*
Pronotum with three or four yellow maculae each side of middle, the apical one
largest*C. nigroapicale*
4. Pronotum densely yellowish tomentose..... 5
Pronotum not densely yellowish tomentose..... 6
5. Elytra each with a single dark macula behind middle.....*C. repandum*
Elytra without any maculae.....*C. unicolor*
6. Mesosternum tuberculate anteriorly..... 7
Mesosternum not tuberculate..... 8
7. Pronotum tuberculate or callose laterally.....*C. grandipenne*
Pronotum with sides simply rounded.....*C. pubescens*
8. Pronotum finely, densely, uniformly punctate, surface of disk even.....*C. olidum*
Pronotum not so..... 9
9. Pronotum densely yellow pubescent..... 10
Pronotum nearly glabrous..... 12
10. Head with occiput and vertex densely yellow pubescent..... 11
Head very sparsely yellow-gray pubescent; elytra with fine glabrous lines.....
.....*C. striatipenne*
11. Elytra with integument dark reddish brown, with small scattered glabrous maculae
.....*C. vacillans*
Elytra with integument pale reddish brown, without glabrous maculae.....*C. epilais*
12. Elytra with apical third darker than rest, enclosing a paler common macula.....
.....*C. gracilipes*
Elytra not darker apically..... 13
13. Pronotum with a dark macula in the integument either side of middle.....*C. lucidum*
Pronotum without integumental maculae..... 14
14. Pronotum (except basally at middle) densely rugose, sides feebly arcuate.....
.....*C. angustulum*
Pronotum simply punctate..... 15
15. Pronotum just behind apical sulcus with a small tuberosity each side of middle
.....*C. promissum*
Pronotum basally with a small tuberosity either side of middle.....*C. decorum*

Ceresium grandipenne Fairmaire, Soc. ent. France, Ann. VI, 1:472, 1881.

Male. Elongate-ovate, rather robust, subconvex, shining; head medium to dark reddish brown, elytra paler, entirely very sparsely pale fulvous pubescent, on scutellum somewhat denser; legs and antennae medium reddish brown, the pubescence on antennae finer and denser.

Head above with occiput feebly rugose; vertex with a few coarse punctures and with a broad, deep sulcus extending to front between antennal tubercles, either side of which is a row of coarse, closely set, deep punctures. Pronotum transverse, apex much narrower than base, sides feebly arcuate, suddenly constricted at apex; disk laterally at apex with a smooth callosity, then just before middle a rounded tubercle, below which is a smaller more acutely pointed tubercle, medially at base an elongated, smooth callosity which is feebly elevated, surface with sparse, coarse, deep punctures. Elytra with sides feebly attenuate, apices separately, rather broadly rounded; disk basally with very large

punctures set close together, toward apex the punctures a little finer. Prosternal process wide, expanded between procoxae, declivous behind procoxae. Mesosternum concave basally, at angle with a slight anterior production, process wide, apical margin broadly emarginate. Fifth sternite slightly longer than fourth, narrowed at apex, apical margin subtruncate. Antennae slightly longer than body; scape reaching to callosity on apex at pronotum, feebly clavate on apical half, surface moderately, rather sparsely punctate; third segment slightly more than half as long as scape, fourth slightly longer than third; fifth much longer than fourth; remaining segments subequal; eleventh slightly longer than tenth.

Female. More robust than male; elytra widened behind middle; antennae distinctly shorter than body; fifth sternite slightly shorter than fourth, apex broad, subtruncate; profemora less robust.

Length, 21.5 to 27 mm.; width, 6 to 8.5 mm.

Viti Levu: Nandala, near Nandarivatu, Nov. 1941, 1 male, Degener; Tailevu, Korovou, Aug.-Sept. 1937, at light, 3 males, Valentine; Tailevu, Waito, Sept. 2, 1937, at light, 1 male, Valentine; Suva, Oct. 19, 1938, 1 female, Valentine.

This species is remarkable for its large size, the prominent tubercle on the sides of the prothorax, and the form of the mesosternum.

***Ceresium repandum*, new species (fig. 2, b).**

Male. Elongate-oval, rather slender; subconvex; medium reddish brown, with pale yellowish-gray pubescence. Head with pubescence very dense, at occiput a glabrous, elongate macula. Pronotum slightly less densely pubescent than head, nearly entirely glabrous medially. Scutellum densely pubescent. Elytra basally sparsely pubescent, the pubescence to apex becoming denser and arranged in rather narrow vaguely defined vittae; each just behind middle with a moderate-sized, irregular, transverse, dark-brown, glabrous macula, and near apex with a much smaller indistinct one. Beneath, legs and antennae as in upper surface.

Head above with an elongate, feebly raised, triangular callosity on middle of occiput; vertex with a median impressed line continued on front; front coarsely punctate with a deep fovea laterally near lower margin. Pronotum transverse, base feebly wider than apex, sides strongly arcuate; laterally just before middle an indistinct rounded tubercle, just behind middle with eight or 10 small subacute tubercles disposed in more or less of a circle; apical sulcus wide, recurved medially to near middle of disk, basal one wide, recurved shortly at middle; disk with surface somewhat irregular. Elytra with sides straight, gradually attenuate; apices each moderately rounded; basal quarter of disk sparsely, finely granulate, thence to middle coarsely, sparsely punctate, the punctures becoming obsolete at apex. Prosternum rugose and sparsely granulate, the process narrow, widened triangularly behind procoxae. Mesosternal process very broad, broadly longitudinally sulcate; at apex broadly deeply emarginate, the lateral angles so formed inserted in mesocoxae. Fifth sternite slightly longer than fourth, narrowed apically, subtruncate on apical margin. Antennae at least twice length of body; scape short, just attaining apex of pronotum; club-shaped, widest near middle, surface coarsely, rugosely punctate; third segment twice the length of scape, fourth two-thirds length of scape, fifth longer than fourth but not as long as third, remainder gradually shorter, except eleventh, which is slightly longer than tenth.

Female. More robust; antennae one and one-half times body length; fifth sternite strongly rounded at apical margin; profemora less robust.

Length, 14.5 to 18 mm.; width, 3.5 to 5.2 mm.

Viti Levu: Nandarivatu, Oct. 6, 9, 1937, at light, holotype male, allotype female, Valentine.

This species is distinguished at once by the very elongate antennae; the densely pale pubescent pronotum; and, especially, by the large dark macula behind the middle of each elytron.

***Ceresium guttaticolle* (Fairmaire).**

Hesperophanes guttaticollis Fairmaire, Rev. Mag. Zool., II, 2: 52, 1850.

Diatomocephala maculaticollis Blanchard, Voy. Pôle Sud., Zool. 4: 267, pl. 16, fig. 9, 1853.

Male. Elongate-ovate; convex; medium reddish brown, somewhat shining, thinly clothed with long, pale fulvous, appressed hairs; vertex, four irregular maculae on disk of pronotum (two either side of middle), and entire scutellum, densely ochraceous pubescent; beneath, integument slightly darker than that above but clothed with the same pubescence; antennae and legs as in body above but pubescence on antennae much finer.

Head across eyes at least equal to apex of pronotum, coarsely, irregularly, and rather sparsely punctate; vertex with a narrow sulcus medially and one laterally, these continued on front, where lateral ones become divergent and punctate; a short sulcus either side of median one on front, disk of front with a few coarse punctures. Pronotum feebly transverse, base somewhat wider than apex, sides broadly arcuate; disk with a narrow smooth elongate callosity at middle on basal half; laterally with several small rounded tubercles, the anterior one most distinct, entire disk with coarse, deep sparse punctures; apical sulcus wide, curved and shallow, basal one deep, narrow, obsolete laterally. Elytra with sides gradually attenuate to apices which are each subtruncate; basal third of disk regularly, finely, sparsely granulate, thence coarsely, sparsely punctate to behind middle, to apex the punctures finer and obsolete. Prosternum anteriorly rugosely punctate, prosternal process narrow, rounded, at apex widened triangularly; mesosternal process at base with a large rounded tubercle, the apical margin broadly emarginate; fifth sternite broad, subtruncate at apex. Femora robust. Antennae slightly longer than body; scape slender, gradually clavate, reaching to anterior tubercle of pronotum, surface finely densely punctate; second segment very short, together with third equal in length to scape; fourth slightly shorter than third, fifth slightly longer than second and third together; remaining segments gradually shorter; sixth to tenth segments with outer apical angle distinctly bluntly produced.

Female. Antennae slightly shorter than in male; elytra feebly widened behind middle; pronotum with sides more arcuate; fifth sternite narrowly rounded at apex.

Length, 11.5 to 16 mm.; width, 3.3 to 4.5 mm.

Lau Islands: Fulenga [Fulanga], Aug. 6, 1924, 1 male, Bryan.

Taveuni: Qacabula, Nov. 12, 1937, at light, 1 female, Valentine.

Viti Levu: Colo-i-Suva, July 21, 1924, 1 female, Bryan; Mt. Nangaranambuluta [Nangaranambuluti], alt. 3,000 ft., Oct. 28, 1937, at light, 1 female, Valentine; Nandronga, Singatoka, Oct. 28, 1937, at light, 1 female, Valentine; Nandala, Nov. 1941, 1 female, Degener; Nandarivatu, Feb. 1941, 1 male, Degener; Sept. 6, 10, 11, 13, 1938, alt. 2,700 ft., 1 male, 4 females, Zimmerman; Sept. 3, 1938, 1 female, Kondo; Oct. 6, 1937, at light, 1 female, Valentine.

Ovalau: Wainiloka, Sept. 27, 1937, 1 female, Valentine.

The four yellowish maculae on the pronotum will distinguish this species at once.

The specimens from Samoa before the writers agree in all particulars with the Fijian examples, except that the antennae are distinctly more robust, with the third segment as long as the first, the fourth distinctly shorter than first, and the fifth more elongate. The species was originally described from Tahiti.

Ceresium unicolor (Fabricius).

Callidium unicolor Fabricius, Ent. Syst. 1 (2) : 327, 1792.

Ceresium simplex Fabricius, Fairmaire, Soc. ent. France, Ann. VI, 1 : 472, 1881.

Female. Elongate-ovate, rather slender, reddish brown, the elytra paler apically; head and pronotum rather densely covered with ashy, ashy-yellow, or pale-yellow pubescence, the pronotum with a median line and the tips of various elevations and callosities glabrous, sometimes its disk at middle is quite sparsely pubescent. Scutellum ashy-yellow pubescent. Elytra covered with rather long, sparse, white hairs. Body beneath reddish brown, hoary-white or pale-ashy pubescent, laterally and prosternum more densely so. Antennae paler and legs much paler, all rather densely, whitish pubescent.

Head finely, densely punctate, median line elevated above, impressed on front, sculpturing largely concealed by pubescence. Pronotum a little longer than wide, sides irregular, constricted broadly at base, thence angularly rounded to apex which is narrower than base; disk with coarse, rather close punctures showing through pubescence medially, with a rather broad median line and a fine line slightly oblique half-way between middle and sides, elevated, usually polished, and with scattered irregular lines or prominences, especially laterally, notably a callosity at anterior angle, another behind and above it, a rounded broad one each side at middle, and another obliquely posterior to it on disk, delimited behind by a short, oblique impression. Elytra feebly tapering apically, apices usually separately broadly rounded; disk coarsely, rather densely punctate, the punctures beyond apical two-fifths suddenly much finer, nearly obsolete before apex. Prosternum with a few coarse punctures before process, the latter regularly narrowed between coxae, then triangularly expanded at apex; mesosternal process with two small tubercles anteriorly, placed side by side; metasternum deeply impressed longitudinally at middle, the usual fine sulcus situated within this groove; fifth sternite rather elongate, strongly rounded at apex. Antennae as long as body or feebly longer; scape feebly clavate, longer than third segment; third segment equal to fifth; fourth one-sixth shorter than third; remaining segments from sixth gradually shorter than fifth.

Male. The single example of this sex (from Wailangilala) which was encountered was rather atypical in maculation and in its antennal formula; consequently, the differences here may not pertain to the actual male of the species but may prove characteristic of a distinct race or species: Pronotum with a broad median area of disk nearly glabrous, very sparsely pubescent, so that near each side is indicated two dense tomentose maculae. Elytra paler than the females, sides strongly tapering, apices together rounded. Pronotum very coarsely punctate in a broad transverse band before coxae. Fifth sternite feebly emarginate at apex. Antennae with eighth segment attaining elytral apex; scape more robust; third segment one-sixth shorter than scape; fourth one-third shorter than first; fifth as long as first; sixth and seventh as long as fifth, rest gradually shorter.

Length, 16 to 18 mm.; width, 4 to 4.2 mm.

Viti Levu: Tailevu, Korovou, July 23, 1937, Aug. 1937, Nov. 10, 1937, at light, 7 females; Nandronga, Singatoka, Oct. 28, 1937, at light, 1 female. All collected by Valentine.

Lau Islands: Katafanga, Sept. 9, 1924, 1 female, Bryan. Vanua Mbalavu, Loma Loma, Aug. 15, 1938, 2 females, Zimmerman. ?Wailangilala, Sept. 29, 1924, 1 male, Bryan (see note under description of male). Oneata, Sept. 14, 1934, 1 female, Bryan.

Taveuni: Qacabula, Nov. 13, 1937, at light, 1 female, Valentine.

Vanua Levu: Suva Bay, Jan. 1941, at light, 1 female, Degener.

In addition to the above, specimens quite similar to the form described above are on hand from New Guinea, Samoa, the island of Mangareva, the Marquesas, and Oahu, Hawaiian Islands. Some of these localities might produce subspecies if sufficiently long series could be gathered. The form that Blair reports from the Caroline Islands differs materially from the others and certainly deserves at least subspecific rank.

Ceresium scutellaris, new species (fig. 2, c).

Male. Elongate-oval, slender, subconvex; all over medium reddish brown, thinly clothed with long, fine, pale yellowish-gray pubescence. Head on vertex densely golden pubescent as is the scutellum, an indistinct irregular macula medially on pronotum (near base) of same pubescence but much less dense; antennae with gray pubescence denser and much shorter.

Head with occiput coarsely punctate, vertex with a deep longitudinal sulcus medially, continued on front to epistoma, front coarsely rugosely punctate. Pronotum slightly transverse; apex slightly narrower than base; sides arcuate; disk medially near base more finely densely punctate, remainder more coarsely and less densely so. Elytra with sides gradually attenuate to apices, which are together rounded, the sutural angle feebly prolonged; extreme base finely, sparsely granulate, thence to middle coarsely, sparsely punctate, to apex punctures finer. Prosternum finely rugose, prosternal process very narrow, not attaining posterior margin of procoxae; mesosternum basally with a ridge at middle which fits between procoxae, elevated longitudinally at middle of process, which has a V-shaped emargination; fifth sternite broadly retuse apically. Antennae about one and three-quarter times body length; scape gradually clavate, equal to third in length, slightly surpassing the apex of pronotum, finely densely punctate; fourth segment about equal to third and about one-third shorter than fifth, remaining segments gradually shorter; eleventh segment slightly longer than tenth.

Female. Antennae only slightly longer than body, ninth segment attaining tip of elytra; elytra feebly widened behind middle; fifth sternite truncate at apex.

Length, 11 to 16.5 mm.; width, 2.2 to 3.5 mm.

Viti Levu: Nandarivatu, Oct. 7, 1937, at light, holotype male and Oct. 9, 20, 21, 1937, dead branches, 3 paratypes, Valentine; Tholo-i-Suva, alt. 500 ft., July 25-27, 1938, allotype female, 1 paratype, Zimmerman and Colo-i-Suva, July 24, 1924, 1 paratype, Bryan.

Ceresium pubescens, new species (fig. 3, a).

Male. Elongate-ovate, moderately robust; dark reddish brown, head often a little darker; body above and legs covered with rather long, sparse, silvery-white pubescence, which becomes denser on apical portion of elytra; scutellum, pronotum laterally and more broadly at sides of base, margin of eyes, antennae, and body beneath largely golden pubescent.

Head coarsely, rugosely punctate, vertex more finely so, between eyes planate; front not impressed, median sulcus sometimes indicated. Pronotum feebly transverse, sides uniformly arcuate, the apex distinctly narrower than base; disk densely, coarsely punctate, usually without impressions except a short, distinct, transverse sulcus at middle near base. Elytra tapering to apices, which are together subacutely rounded; disk less coarsely and more shallowly punctate than pronotum, the punctures becoming extremely fine gradually to apex, at extreme base sometimes bearing fine granules. Prosternal process narrow, simple, expanded triangularly at apex; mesosternal process distinctly tuberculate, the tubercle sometimes projecting somewhat forward. Fifth sternite slightly longer than fourth, deeply emarginate at apex. Antennae nearly one-half again as long as body, the seventh segment attaining elytral apex; scape clavate at apical half, extending beyond pronotal apex, moderately finely and densely punctate; remaining segments densely, minutely punctate; third segment about one-sixth shorter than scape, as long as fourth; the fifth longest of all, one-quarter longer than third and distinctly longer than first, the rest gradually decreasing.

Female. More robust than male; pronotum more strongly transverse; elytra arcuate, not tapering posteriorly; fifth sternite distinctly longer than fourth, its apex strongly arcuate; antennae only slightly longer than body, the ninth segment attaining elytral apex. Length, 12 to 17 mm.; width, 3.5 to 4.7 mm.




FIGURE 3.—a, *Ceresium pubescens*; b, *C. thyra*; c, *C. decorum*; d, *C. epilais*; e, *C. vacillans*; f, *C. striatipenne*; g, *C. promissum*; h, *C. nigroapicale*.

Viti Levu: Tailevu, Korovou, Aug. 1938, at light, holotype male; July 23, 1937, allotype female; July 23, Aug. 1937, at light, 3 paratypes (all collected by Valentine); Suva, June 24, 1924, 1 paratype, Bryan; Natubakula near Singatoka, April 14, 1941, 2 paratypes, N. L. H. Krauss; Nandronga, Singatoka, Oct. 28, 1937, at light, 1 paratype, Valentine.

Ovalau: Wainiloka, Sept. 26, 1937, 1 paratype, Valentine.

Moala: Vanuka [Vunuku], alt. 100 ft., Aug. 23, 1938, rotten logs, 1 paratype, Kondo and Zimmerman.

Lau Islands: Vanua Mbalavu, Mvana, alt. 200 ft., Aug. 9, 1938, beating shrubs, 4 paratypes, Zimmerman. Katafanga, Sept. 8, 1924, 1 paratype, Bryan. Oneata, Aug. 16, 1924, 2 paratypes, Bryan.

The yellowish pubescence on sides of prothorax which is extended across the base of the disk will serve to distinguish this species.

Ceresium thyra, new species (fig. 3, *b*).

?Female. Rather dark reddish brown, elytra slightly paler, very sparsely clothed with short white hairs, densely so around eyes, on scutellum, and to a lesser degree irregularly on sides of pronotum near base. Prosternum, mesosternum, metasternum laterally (with all the side pieces) and abdomen laterally rather more densely white hirsute than above. Legs and antennae slightly paler than body, the latter beyond the scape being still a little paler and inclining toward yellowish brown; femora and bases of tibiae finely whitish-haired, the remainder of legs and antennae rather densely covered with short, silky-yellow hairs.

Head relatively impunctate, with a deep, sinuous sulcus extending each side of median line from between eye on vertex to lower part of front, each sulcus separated from median line by a series of close-set, coarse punctures; front gradually declivous. Pronotum about as long as wide; sides arcuate, feebly tumid medially, strongly constricted at apex; disk polished, with sparse, very coarse punctures anteriorly which become denser and substrigose on basal half medially, the basal punctate portion somewhat depressed. Elytra with sides broadly arcuate, slightly attenuate posteriorly; disk coarsely, densely punctate, near base subgranulately so, behind middle punctures suddenly finer, on apical third quite obsolete; apices together rounded. Prosternal process moderately narrow, expanded apically; mesosternal process broad, simple, at apex each side expanded into a triangular tooth which is inserted into the mesocoxae, broadly emarginate at apex. Fifth sternite with each side of apex broadly emarginate, forming a short toothlike angle at middle. Antennae a little longer than body, the tenth segment slightly surpassing elytral apex; scape elongate, strongly surpassing apex of pronotum, distinctly clavate on apical half, finely punctate; third segment one-quarter shorter than first, the fourth minutely shorter than third, fifth longer than third but shorter than first, rest gradually shorter.

Length, 13 mm.; width, 3.4 mm.

Viti Levu: Tailevu, between Naivithula and Korovou, Sept. 24, 1937, holotype female (?), Valentine.

The densely white pubescent scutellum and the form of the mesosternum and of the antennae are the distinguishing characters of this species.

Ceresium angustulum Fairmaire, Soc. ent. France, Ann. VI, 1: 474, 1881.

Male. Elongate-oblong, slender; medium to dark reddish brown, the elytra (at least apically), antennae, legs, and abdomen paler in varying degrees, the legs always very

pale. Head nearly glabrous. Pronotum largely glabrous or sometimes sparsely clothed with rather long, suberect hairs, especially laterally and in a small area at middle of each side of disk. Scutellum and elytra sparsely covered with uniformly spaced, moderately long, suberect hairs. Under surface of body and legs sparsely hirsute, antennae rather more densely and shaggily so.

Head entirely coarsely, densely punctate; front vertical. Pronotum about one-third longer than wide; sides irregularly arcuate, constricted at base and apex, which are subequal in width; disk slightly uneven, entirely, finely rugose, with dense, minute punctation except for a large shield-shaped area on basal half at middle, which is more coarsely and much less densely, not rugosely punctate; this area is often preceded by two low, smooth callosities, one each side, and divided by a low elevated smooth line at middle (sometimes a similar line bounds the area on each side). Elytra with sides nearly straight, distinctly tapering posteriorly; apices separately rounded; disk rather coarsely, densely punctate, the punctures becoming a little finer but more rugose apically and are distinct to extreme apex. Pro- and mesosternum entirely densely, minutely, rugosely punctate; prosternal process extremely narrow between coxae (so that the latter are nearly contiguous), then triangularly expanded at apex; mesosternal process rather broad, unarmed, each side near apex angularly expanded, apex narrowly emarginate; metasternum coarsely, uniformly punctate; abdomen obsoletely punctate, the fifth sternite with apex broad, feebly emarginate. Metafemora distinctly surpassing elytral apex. Antennae more than one-half again as long as body; scape short, not or scarcely attaining pronotal apex, robust, widest at middle, coarsely, not densely punctate; third segment nearly twice length of first, rather densely, rugosely punctate (as are all the remaining ones); fourth one-eighth shorter than third; fifth as long as second and third together; rest gradually shorter.

Female. Like male, but body a little more robust; elytra slightly less tapering apically; and fifth sternite broadly arcuate at apex.

Length, 9 to 14 mm.; width, 2 to 3.3 mm.

Taveuni: Qacabula, Nov. 12, 1937, 1 male, Valentine.

Viti Levu: Colo-i-Suva, June 21, 1924, 1 male, 1 female, Bryan; Tholo North, Nandarivatu, Oct. 21, 1937, at light, 1 male, Valentine; Navai Mill, near Nandarivatu, Sept. 15, 1938, alt. 2,500 ft., beating, 1 male, Zimmerman.

Ovalau: Wainiloka, Aug. 20, 1937, 1 male, Valentine.

Lau Islands: Vanua Mbalavu, Sept. 20, 1924, on board the *France*, 1 male. Thithia, Sept. 15, 1924, 1 male. Aiwa, Aug. 31, 1924, 1 male. Oneata, Aug. 18, 1924, 1 male. Kambara, Aug. 23, 1924, 1 male. Ongea, July 28, 1924, 1 male, 1 female. All collected by Bryan.

In its elongate, cylindrical pronotum, which is entirely covered with fine rugosities and punctures except for a median basal area, this species is at once distinct.

Ceresium decorum, new species (fig. 3, c).

Male. Elongate-oblong, slender; rather pale to medium reddish brown, the elytra apically a little paler; legs and abdomen pale luteous; covered on entire body, legs, and antennae with rather long, sparse, ashy-yellow hairs.

Head very densely, coarsely, subrugosely punctate; front nearly vertical, median line distinct. Pronotum very feebly longer than wide; sides regularly arcuate, widest across middle, apex feebly narrower than base; disk more finely and less rugosely punctate than head, with five callosities, one elongate, sometimes quite prominent, along middle, and two each side of middle (one near center, the other near base). Elytra with sides nearly

straight, distinctly tapering to apices, which are separately rounded; disk coarsely, rather rugosely, densely punctate, the punctures finer only on apical fifth. Prosternum rather densely, moderately punctate (as are the metepisterna), the process quite narrow between coxae (but these are not nearly contiguous), then triangularly expanded at apex; mesosternal process broad, simple, acutely angularly produced each side at apex, which is very narrowly, deeply emarginate at middle; fifth sternite broadly rounded at apex. Metafemora slightly surpassing apex of third sternite. Antennae one-third longer than body; all segments (except first) finely, asperately punctate; scape rather short, slightly surpassing apex of pronotum, robust, thickest near middle, coarsely punctate; third segment two-fifths longer than first; fourth feebly shorter than third; fifth longest of all; rest gradually diminishing.

Female. Differs only in having the antennae a little shorter and in the fifth sternite being subtruncate at apex.

Length, 12 mm.; width, 2.6 to 2.7 mm.

Moala: Vanuka [Vunuku], Aug. 23, 1938, rotten logs, holotype male, Kondo and Zimmerman.

Viti Levu: Nandarivatu, Oct. 20, 1937, dead branches, allotype female, Valentine.

Lau Islands: Munia, Aug. 3, 1938, paratype male, Zimmerman.

The punctuation on the entire upper and entire lower surfaces is almost uniform in size. This character and the form of the pronotal sculpturing are diagnostic characters.

***Ceresium epilais*, new species (fig. 3, d).**

Male. Elongate-oblong, rather slender; light reddish brown, the elytra slightly paler apically, the legs light yellowish brown, as is the abdomen; moderately covered with short, ashy-white pubescence, denser and yellow around eyes and on antennae, and also denser (but not yellowish) on sides of sterna and legs.

Head finely, densely punctate, the median line rather deep, traversed above antennal tubercles by an impression; front more coarsely, but quite sparsely, punctate, distinctly declivous. Pronotum feebly transverse, sides strongly arcuate, widest medially, apex a little narrower than base; disk rather densely, not very coarsely punctate, depressed broadly at middle of base but without a definite impression. Elytra with sides subparallel, tapering apically, apices together rounded; disk more coarsely and densely punctate than pronotum, only a few punctures at base bearing fine asperities, punctures gradually finer apically. Prosternal process very fine between coxae (which are well-separated), triangularly expanded at apex; mesosternum longitudinally elevated along middle, obsoletely punctate, its process feebly widened apically, deeply squarely notched at apex; fifth sternite as long as fourth, broadly truncate apically. Antennae wanting beyond fifth segment; scape moderate in length, attaining pronotal apex, clavate apically, more or less obsoletely minutely asperate (the rest more distinctly and more minutely so); third and fourth subequal, as long as first; fifth nearly one-half longer.

Length, 11 mm.; width, 2.8 mm.

Viti Levu: Colo-i-Suva, June 20, 1924, holotype male, Bryan.

This species resembles *C. vacillans* in structure, but differs in numerous ways including the following: median sulcus of the front is less deep, not preceded by a fovea on the vertex; the pronotum is more circular in outline, scarcely depressed medially; and the elytra are without glabrous maculation, not granulate-punctate at the base.

Ceresium vacillans, new species (fig. 3, e).

Male. Elongate-oblong, rather robust; rather dark reddish brown; moderately densely covered with pale-ashy setae, denser and yellowish on head, especially around eyes and on scutellum and sides of sterna and abdomen, on elytra irregularly disposed, the sparsely covered (or even glabrous) areas appearing as maculae.

Head finely, densely punctate, median line deeply impressed on front, preceded above by a distinct fovea; front more coarsely punctate, distinctly declivous. Pronotum distinctly transverse, sides arcuate, wider before middle, narrowly but deeply constricted at apical margin, which is narrower than base; disk uniformly densely, coarsely punctate, medially with a broad transversely ovate impression, which is limited by two low tubercles in front and two behind and with a fifth one in its center. Elytra with sides broadly arcuate, the apices together rounded; disk granulate-punctate basally, thence rather densely punctate, the punctures of mixed sizes, near apex becoming much finer and sparser. Prosternal process very narrow between coxae (which are widely separated, nevertheless), triangularly expanded at apex; mesosternum coarsely, densely punctate, distinctly declivous but not tuberculate anteriorly, the process at apex angularly expanded each side and inserted into coxae, the apex distinctly narrowly emarginate; fifth sternite no longer than fourth, apically broadly rounded. Metafemora very strongly surpassing elytral apex. Antennae one-half again as long as body, beneath with a fringe of fine, rather long hairs to apex of sixth segment; scape moderate in length, attaining pronotal apex, rather robust, thickened apically, finely, densely punctate; third segment minutely, densely asperate (as are the remainder), as long as first; fourth distinctly shorter than third, fifth nearly one-half again as long as third, rest gradually shorter.

Female. More robust than male, the pronotum more distinctly transverse; elytra with sides a little more arcuate; antennae about one-quarter longer than body; fifth sternite longer than fourth, tapering apically, apex narrowly, very strongly arcuate.

Length, 10 to 13 mm.

Lau Islands: Thikombia, Sept. 26, 1924, holotype male, Bryan.

Viti Levu: Suva, July 7, 1937, allotype female, Valentine.

The irregular, small, glabrous maculae on the elytra will serve as a distinguishing characteristic of *C. vacillans*.

Ceresium striatipenne, new species (fig. 3, f).

Female. Elongate-oblong, rather robust, subdepressed; dull reddish brown; head, pronotum, and scutellum densely silvery-white hirsute, the elytra more sparsely so. Pronotum with three longitudinal glabrous lines, one at middle and an oblique one at middle of each side of disk, and with four small glabrous maculae in an arcuate row, alternating with the lines. Elytra each with two discal glabrous lines and another less distinct laterally, sometimes obsolescent. Body beneath, legs, and antennae about as densely hirsute as elytra.

Head and pronotum rather densely, finely punctate; front declivous. Pronotum slightly transverse; sides broadly arcuate, apically a little narrower than at base; disk with three linear and four macular callosities as described above under maculation. Elytra with sides feebly widened behind middle; disk coarsely, irregularly punctate, the punctures finer behind apical quarter, each with two feeble costae and an additional one near sides. Prosternal process rather narrow between coxae, then gradually re-expanded to apex; mesosternal process unarmed, apex narrow, very deeply incised medially; fifth sternite longer than fourth, apex broadly rounded. Metafemora attaining apex of fourth sternite. Antennae slightly longer than body, segments from third densely, finely punctate; scape rather elongate, subcylindrical, more coarsely punctate than other segments, longer than second and third segments together; fourth as long as third, fifth longest of all, rest gradually shorter.

Male. More slender; pronotum with sides glabrous, the margins of the glabrous area being broadly crenate, wider anteriorly than basally; elytra more tapering posteriorly; metafemora attaining apex of elytra; and fifth sternite no longer than fourth. Length, 11 to 13 mm.; width, 3 to 3.2 mm.

Viti Levu: Nandarivatu, Aug. 17, 1938, alt. 2,700 ft., at light, holotype female and allotype male; Aug. 15, 1 paratype, Zimmerman. Topotypic, Sept. 7, 1937, at light, 1 paratype, Valentine.

In this species, the elytra possess very fine, glabrous striae on the disk.

Ceresium lucidum, new species.

Female. Elongate-oblong, rather slender, subconvex; head and pronotum medium reddish brown; front and occiput with indistinct piceous markings, pronotum with an indistinct macula of same color either side of middle, elytra somewhat paler; entirely clothed with thin, pale yellow pubescence. Beneath medium reddish brown, second and fourth sternites with a common irregular triangular, piceous macula medially, all sternites laterally darker, pubescence much thinner and finer; legs and antennae medium reddish brown, clothed as above, that on antennae shorter.

Head above moderately densely punctate, vertex distinctly longitudinally sulcate, front transversely sulcate near middle, the sulcus somewhat interrupted medially. Pronotum subquadrate; base slightly wider than apex; sides strongly arcuate, the widest part just before middle; basal and apical transverse sulci lacking; disk nearly smooth, punctate as in head above. Elytra with sides straight, parallel to middle, slightly widened behind middle; disk moderately densely punctate. Prosternum very narrow between procoxae, slightly widened apically; mesosternum feebly, transversely elevated at base of process, process feebly narrowed apically, apical margin emarginate; fifth sternite broad, feebly attenuate apically, broadly rounded at apical margin; entire undersurface with large shallow punctures. Antennae with eighth segment reaching to apical quarter of elytra (rest wanting); scape reaching slightly beyond apex of pronotum, gradually clavate apically; third segment distinctly shorter than scape; fourth subequal to third; fifth equal to scape, remaining segments gradually shorter.

Length, 10 mm.; width, 1.8 mm.

Viti Levu: Tholo North, Nandarivatu, Oct. 9, 1937, at light, holotype female, Valentine.

A small, dark, irregularly shaped macula in the integument of the pronotum will serve to identify this species at once.

Ceresium promissum, new species (fig. 3, *g*).

Female. Elongate-oblong, slender, convex; head and pronotum medium reddish brown, elytra dark testaceous, entirely covered with very thin, fine, pale fulvous pubescence; sterna as in head, abdomen as in elytra; legs and antennae testaceous, thinly clothed with long pale pubescence, the scape and the extreme apices of femora darker.

Head above coarsely densely punctate, a distinct, broad, longitudinal sulcus on vertex to between antennal tubercles, the median impression reaching to epistoma; front coarsely, densely punctate. Pronotum feebly elongate; apex subequal in width to base; sides moderately arcuate; apical sulcus very wide, shallow, feeble; disk less coarsely but not less densely punctate than on head; either side of middle at base a small, feebly elevated tubercle. Elytra with sides nearly parallel to apical quarter; apices separately, rather narrowly rounded; disk punctate as pronotum. Prosternum narrow, moderately expanded at apex, apical margin emarginate; mesosternum simple, wide, apex expanded, apical margin strongly emarginate, the angles fitting into grooves on the mesosternum. Pro-

coxae not subcontiguous, moderately separated. Antennae slightly longer than body; scape reaching to apex of pronotum; coarsely punctate; gradually clavate from base; third segment distinctly longer than scape, fourth somewhat shorter than third; fifth and third subequal, remaining segments gradually shorter.

Length, 8 to 9.5 mm.; width, 1.75 to 2 mm.

Viti Levu: Colo-i-Suva, June 24, 1924, holotype female, and June 30, paratype female, Bryan.

Ceresium gracilipes Fairmaire, Soc. ent. France, Ann. VI, 1: 473, 1881.

Male. Elongate-oblong, slender, convex; head and pronotum medium reddish brown, elytra testaceous, laterally darker and with a narrow, indistinct fascia behind middle darker; entirely covered with thin pale-fulvous pubescence, which is moderately long; sterna as in head and pronotum; abdomen testaceous. Legs testaceous, femora on apical half darker, clothed with pubescence as above; antennae slightly darker, clothed with similar but somewhat longer pubescence.

Head above very coarsely, roughly punctate; a broad, shallow sulcus on vertex between antennal tubercles; front coarsely, roughly punctate. Pronotum feebly elongate, base and apex subequal; sides distinctly arcuate; apical sulcus very broad and shallow; an elongate narrow, median callosity at base; disk slightly less coarsely punctate than head. Elytra with sides nearly parallel to apical quarter; apices separately, slightly narrowly rounded; entire disk coarsely, densely rugose. Prosternum very narrow between procoxae and broadly expanded apically; mesosternum simple, process wide, suddenly strongly expanded at apex, apical margin subtruncate, the angles fitting into grooves in mesocoxae; fifth sternite attenuate, apical margin strongly emarginate. Mesocoxae subcontiguous. Antennae about one and one-half times body length; scape short, reaching to apex of pronotum, robust, gradually thickened apically, coarsely punctate; third segment slightly longer than scape, fourth distinctly shorter than third; fifth distinctly longer than third, remaining segments gradually shorter.

Female. Slightly more robust; feebly widened behind middle; antennae a little longer than body; fifth sternite broad, feebly attenuate apically, apical margin subtruncate.

Length, 4 to 8.5 mm.; width, 0.75 to 1.5 mm.

Viti Levu: Nandronga, Momi, Nov. 5, 1937, on *Casuarina*, 3 females, Valentine.

Lau Islands: Namuka, Aug. 12, 1924, 1 male, 2 females, Bryan. Munia, Aug. 3, 1938, alt. 800-900 ft., beating shrubs, 2 males, Zimmerman.

Taveuni: Qacabula, Nov. 12, 1931, 3 males, Valentine.

Ovalau: Wainiloka, Sept. 27-28, 1937, 1 male, 2 females, Valentine.

This is the common small species of the Fiji Islands. On the elytra there is a common, indistinct, dark macula behind middle.

Ceresium olidum (Fairmaire).

Hesperophanes olidus Fairmaire, Rev. Mag. Zool., 63, 1850.

Ceresium olidum (Fairmaire), Soc. ent. France, Ann. VI, 1: 472, 1881.

Female (?). Elongate-oblong, slender; medium yellowish brown, legs pale yellowish; pronotum, scutellum, body beneath, and antennae covered with very short, fine setae, on elytra and legs much longer.

Head finely, rather densely punctate, the median line very fine, the eyes rather more broadly separated than in other species; front distinctly declivous, more coarsely punctate. Pronotum as long as wide, sides irregularly rounded, subtumid at middle, base, and apex;

apex and base subequal in width; disk uniformly covered with very fine punctures but otherwise devoid of sculpturing. Elytra with sides parallel, apices together rounded; disk uniformly, densely punctate, the punctures much coarser than those of the pronotum, becoming finer on apical third. Prosternal process very narrow (the coxae subcontiguous), then expanded at apex; mesosternum rather broad, simple, its process not widened apically, deeply emarginate at apex; fifth sternite feebly longer than fourth, its apex broadly arcuate. Metafemora attaining elytral apices. Antennae slightly longer than body, the ninth segment attaining apex of elytra, sparsely fringed beneath on proximal segments; scape strongly surpassing pronotal apex, clavate, densely finely punctate; third segment much shorter than first, the fourth subequal to third; fifth longest of all, rest gradually shorter.

Length, 6 mm.; width, 1.6 mm.

Lau Islands: Vanua Mbalavu, Loma Loma, Aug. 15, 1938, at light, 1 (?) female, Zimmerman.

This species is close to *C. gracilipes*, but the pronotum is very finely, regularly, densely punctate and the elytra are much more coarsely punctate.

***Ceresium nigroapicale*, new species (fig. 3, h).**

Male. Elongate-oval, slender, convex; medium reddish brown, the tips of the elytra and lateral margin on apical quarter, darker, very sparsely, thinly, gray pubescent. Pronotum at apex, either side, with a large, bright fulvous macula followed by three smaller, less densely pubescent maculae of same pubescence. Scutellum entirely pale fulvous pubescent. Beneath, legs, and antennae same as above.

Head above with a few coarse punctures; vertex with a deep sulcus medially and between antennal tubercles, one on either side of this; front rugose. Pronotum elongate, base slightly wider than apex, sides moderately arcuate, disk roughly rugosely punctate. Elytra moderately attenuate, apices narrowly together rounded; disk at extreme base with few large granules, then with very coarse sparse punctures, at apex these somewhat finer. Prosternum very coarsely punctate, process strongly narrowed between procoxae, at apex strongly, triangularly expanded. Mesosternum slightly concave basally, process wide, narrowly, acutely emarginate at apex, the angle extending onto mesocoxae; fifth sternite narrow elongate, with a deep V-shaped emargination medially extending basally over one-half its length. Antennae one and one-third times body length; scape reaching to apical quarter of pronotum, slender, gradually clavate at apex, surface coarsely punctate; third segment shorter than scape, fourth feebly shorter than third, fifth nearly as long as scape, remaining segments subequal.

Length, 7 to 8 mm.; width, 1.6 to 1.7 mm.

Viti Levu: Belt Road, 16 miles west of Suva, July 29, 1938, beating shrubs, holotype male, Zimmerman. Tailevu, Naivithula, Sept. 20, 1937, paratype male, Valentine.

The elytral integument laterally and apically is piceous; the elytral disks are very coarsely punctate on basal half.

Genus *Laniferus*, new genus

Head feebly exserted, not concave between antennae; front not subvertical; eyes deeply emarginate, rather widely separated above. Pronotum feebly transverse, depressed, sides with a small tubercle before middle. Elytra subdepressed, parallel-sided, apices obliquely truncate from suture. Prosternum rather broad, strongly declivous behind; mesosternal process tuberculate basally. Legs moderate in length, hind ones longest;

femora pedunculate-clavate; procoxae open posteriorly. Antennae only two-thirds as long as body.

Genotype: *Laniferus uniformis*, new species.

This genus is close to *Ceresium*, but it is distinct in having antennae only two-thirds the body length, a broader prosternal process, and the position of the front differently placed.



FIGURE 4.—*Laniferus uniformis*.

***Laniferus uniformis*, new species (fig. 4).**

Male (?). Elongate-oblong; subdepressed, rather robust; fuscous, shining; elytra slightly paler; tibiae, tarsi, and antennae much paler; covered with sparse, appressed whitish hairs, condensed on each side of pronotum and on sides of metasternum and abdomen, to form distinct vittae. Scutellum rather densely covered with whitish pubescence.

Head finely, sparsely punctate; front with an arcuate, transverse sulcus at base of eyes. Pronotum feebly transverse, apex more strongly narrowed than base; sides more or less arcuate, broadly constricted before base, each side before middle with a feeble tubercle; disk without distinct sculpturing. Elytra parallel-sided, gradually attenuate behind middle; apices each broadly obliquely truncate from suture; disk rather densely, moderately coarsely punctate, punctures gradually finer and denser apically. Prosternum moderate in width, expanded strongly posteriorly and suddenly declivous; mesosternal process with a distinct transverse tubercle at base; fifth sternite broadly emarginate at apex. Antennae about two-thirds body length, not fimbriate beneath; scape slightly surpassing apex of pronotum, gradually clavate; third and fourth segments subequal, each slightly shorter than scape; fifth distinctly longer than fourth; segments thence gradually shorter.

Length, 19 mm.; width, 5.3 mm.

Ovalau: Wainiloka, Sept. 27, 1937, holotype male (?), Valentine.

TRIBE OBRINI

Ligula membranous. Palpi of variable length, the maxillary broader than labial, last segments not or feebly triangular. Mandibles short, arcuate, acute at apex. Head rather prominent; antennal tubercles almost wanting, depressed,

contiguous. Antennae setaceous, longer than body in male. Eyes strongly emarginate. Prothorax elongate, cylindrical, sometimes tuberculate laterally. Elytra relatively short. Legs moderate; coxae globulose or obconical, not angulate exteriorly, subapproximate or contiguous, cavities closed behind; meso-coxal cavities closed externally. Abdomen with first segment very long, especially in female. Mesosternal process narrow, horizontal or declivous, tapering behind.

KEY TO GENERA

Eye nearly divided.....**Tillomimus**
 Eye deeply emarginate.....**Nerida**

Genus *Tillomimus*, new genus

Minute, elongate-oblong, slender. Head porrect; antennal tubercles minute, widely separated; eyes rather finely faceted, nearly divided, the two lobes connected only by a narrow line of ocelli. Pronotum strongly expanded medially, wider across middle than head and base of elytra, deeply constricted at base. Scutellum narrow, small. Elytra constricted at middle, widened at apical third, apices rounded. Prosternal process very narrow; mesosternum rather narrow, simple; abdomen with first sternite as long as rest combined (male), or much longer than rest combined (female). Legs elongate, slender, hind ones longer; femora finely pedunculate for nearly half their length, then strongly clavate; tarsi short. Antennae slightly longer than body, finely fringed beneath; scape pedunculate at base, clavate beyond middle, arcuate, slightly surpassing pronotal apex; second segment nearly half as long as first, third two-thirds as long as first and slightly longer than fourth; fifth nearly as long as first, subequal to sixth, rest decreasing in length but broader in male.

Genotype: *Tillomimus bicinctus*, new species.

This genus appears to be close to *Obriomorpha* Aurivillius, but the shape of the scape and the antennal formula in general, as well as the subdivided eyes, will serve to distinguish it. The subdivided eye will also distinguish it from *Nerida*.

Tillomimus bicinctus, new species (fig. 5, *a*).

Male. Elongate-oblong, slender; reddish brown to nearly piceous, base of pronotum, basal half of elytra, and meso- and metasternum paler, apical part of elytra broadly black, highly shining. Elytra each with two narrow, silvery-white bands, one before, the other behind the middle. Legs and antennae ferruginous; the scape paler than other segments; tibiae darker than femora. Metasternum each side apically with an indistinct patch of silvery-white pubescence.

Head minutely but strongly, densely alutaceous; front with a transverse sulcus each side above mandible. Pronotum broader at middle than base of elytra, strongly and broadly constricted at base, the sides strongly arcuate; basal sulcus distinct; disk uniformly, finely, densely aciculate. Elytra with sides slightly constricted medially, then strongly widened, apices separately rounded; disk coarsely, subseriately, densely punctate to behind middle, the apical portion entirely smooth; laterally with sparse, long, erect hairs. Metasternum with a deep, rounded fovea at middle. Abdomen with first segment as long as rest together. Legs elongate, more or less fringed with long, erect hairs; femora strongly pedunculate, the hind ones arcuate, attaining apex of elytra; metatibiae longer than femora;

tarsi short, metatarsi with first segment longer than second and third together. Antennae longer than body, moderately robust, with a long but sparse fringe beneath to ninth or tenth segment; scape distinctly surpassing apex of pronotum, pedunculate at base, clavate apically, arcuate; second segment nearly one-half as long as first; third two-thirds as long as first, slightly longer than fourth; fifth and sixth equal, not quite as long as first, rest decreasing, the apical segments somewhat flattened and expanded.

Female. As male but antennae only feebly longer than body; metafemora not attaining elytral apex; and abdomen with first segment much longer than rest combined, the second deeply emarginate and densely fringed, largely concealing the other segments.

Length, 3.5 to 4.2 mm.; width, 0.7 to 0.8 mm.

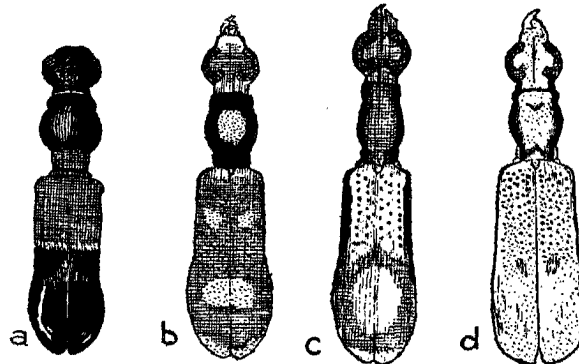


FIGURE 5.—a, *Tillomimus bicinctus*; b, *Nerida zimmermani*; c, *N. obcordata*; d, *N. cordata*.

Viti Levu: Mt. Korombamba, alt. 1,300 ft., Aug. 1, 1938, beating shrubs, holotype male, Zimmerman.

Lau Islands: Vanua Mbalavu, Buthalevu, alt. 200-300 ft., Aug. 10, 1938, allotype female; Mvana, alt. 200 ft., Aug. 9, 1938, beating shrubs, paratype female, Zimmerman. Ongea, July 28, 1924, paratype male, Bryan.

The Ongea specimen has the elytral postmedian band distinctly broader than the premedian, and the posterior smooth area is not distinctly black; otherwise there are no essential differences.

Genus *Nerida* McKeown

Nerida McKeown, Australian Mus., Rec. 20: 293, 1940.

Slender, elongate. Head with eyes large, reniform, well-separated above. Pronotum elongate, cylindrical, somewhat constricted anteriorly, more strongly so posteriorly; sides unarmed. Elytra wider than thorax, widened behind middle; rather coarsely punctate on basal half or two-thirds, apical portion quite smooth but not shining. Antennae slightly longer than body; scape clavate, slender at base, arcuate, surpassing pronotal apex; fifth segment slightly shorter than third and fourth combined, rest decreasing. Femora elongate, pedunculate at base, clavate apically, hind ones longest, front ones short.

KEY TO SPECIES

1. Elytra with a common, transverse, pale macula behind middle.....*N. zimmermani*
- Elytra not so..... 2

- | | |
|---|--------------------------|
| 2. Elytra each with a single, small, pale macula behind middle, anteriorly with a dark, common, X-shaped marking..... | 3 |
| Elytra without such a marking..... | 4 |
| 3. Elytra with its pale macula directly behind middle, the elytra very strongly widened at apex..... | <i>N. oblongoguttula</i> |
| Elytra with its pale macula at apical quarter, less expanded apically..... | <i>N. gynandropsidis</i> |
| 4. Elytra largely pale, with a common cordate pale marking behind middle..... | <i>N. cordata</i> |
| Elytra dark at sides, with a common obcordate pale macula behind middle..... | <i>N. obcordata</i> |

***Nerida gynandropsidis* (Fairmaire).**

Obrium gynandropsidis Fairmaire, Rev. Mag. Zool. II, 2: 59, 1850.

Male. Elongate-oblong, slender, subdepressed; dull yellowish brown, infuscated between eyes, broadly so on sides of pronotum (leaving only a small pale macula at middle), across entire basal quarter of elytra, and in the form of a common X-shaped macula, and a small rounded macula at apical third (cephalad of a small rounded pale macula) on elytra; the portion of the elytra on the flanks of the dark X is paler than the rest. The entire upper surface is covered with a very short, fine pubescence. Body beneath as above, the abdomen slightly paler. Legs and antennae paler; femora with the club fuscous except at apex; tibiae infuscated at apex; scape and apices of segments somewhat darker.

Head densely, minutely punctate, with a deep sulcus between antennal tubercles. Pronotum three-quarters again as long as wide, sides broadly arcuate medially, broadly constricted at apex and more strongly so at base; transverse sulci distinct; impunctate. Elytra expanded on apical half, apices separately rounded; disk with eight rows of moderate-sized, close-set punctures. Prosternal process quite narrow; mesosternum broadly transversely tumid, its process quite narrow, deeply emarginate at apex. First sternite longer than next two together, the fifth longer than fourth, emarginate apically. Antennae slightly longer than body, sparsely fringed beneath to apex of sixth segment; scape surpassing pronotal apex, pedunculate at base, apically clavate rather strongly from before middle, arcuate; third segment much shorter than first, and fourth much shorter than third; fifth nearly as long as third and fourth combined, rest gradually shorter.

Female. Differs from the male in having first abdominal sternite much longer than all the rest combined, the second sternite deeply emarginate and densely fringed at middle of apex, largely concealing remaining segments.

Length, 7 to 7.5 mm.; width, 1.1 to 1.5 mm.

Viti Levu: Tailevu, Korovou, Sept. 26, 1937, 1 female; Nandarivatu, Oct. 7, 1937, at light, 1 male. Both collected by Valentine.

Lau Islands: Vanua Mbalavu, Loma Loma, alt. 200-500 ft., Aug. 5, 1938, beating shrubs, 1 female; Munia, Aug. 3, 1938, beating shrubs, 1 male. Both collected by Zimmerman.

Ovalau: Thawathi, alt. 600-900 ft., July 12, 1938, beating, 1 male, Zimmerman.

Taveuni: Qacabula, Nov. 12, 1937, at light, 1 female, Valentine.

This species and *N. oblongoguttula* have a common, dark, X-shaped mark on the elytra, and a small pale macula on each elytron behind. However, in *N. gynandropsidis* the latter marking is placed at the apical quarter, whereas it is just behind the middle in *N. oblongoguttula*. The type locality is Tahiti.

Nerida oblongoguttula* (Fairmaire).Obrium oblongoguttulum* Fairmaire, Pet. Nouv. Ent. 2: 289, 1879.

Male. Elongate-oblong, slender; head dark reddish brown. Pronotum piceous, except for an irregular, ferruginous macula medially, laterally with thin, appressed, fine, silky pubescence. Scutellum ferruginous, margins piceous. Elytra dark reddish brown on basal third except for a small, irregular macula on each elytron near suture, this area thinly clothed with fine, silky, appressed hairs; apical two-thirds dull piceous with a small, sharply defined testaceous macula on each elytron near suture just behind middle; apex with a common, narrow testaceous fascia which laterally becomes very much attenuated, thinly, very finely, golden pubescent, apex with scattered, erect, golden, seta-like hairs. Beneath prosternum pale reddish brown, meso-, metasternum and sternites (except laterally and apical margin which is paler) dark reddish brown. Legs nearly testaceous except metafemora, which have the apical half brown. Antennae with scape piceous, remaining segments testaceous, apices of fifth to eighth segments piceous, apices of ninth and tenth somewhat paler; clothed with very thin, short, fine, golden pubescence.

Head above minutely, densely punctate, with a deep sulcus between antennal tubercles to near middle of front; front with an arcuate sulcus above clypeus, the sides of which are continued on front to antennal tubercles dividing the middle front from sides of front, surface minutely, finely punctate. Pronotum elongate, three-quarters longer than wide, apex and base subequal, base feebly constricted at sulcus; apical sulcus feeble, wide, shallow, basal one deep, narrow, sharply curved medially; sides feebly arcuate; surface minutely punctate, laterally with scattered very long setae. Elytra much wider than pronotum basally, narrowing to middle, then strongly widened to apex, apices each broadly rounded; disk on basal two-thirds laterally, seriatly, coarsely punctate, medially irregularly punctate; apical third with punctures obsolete. Prosternum strongly narrowed between procoxae, behind suddenly and strongly widened; mesosternum sharply declivous at base, slightly narrowed between mesocoxae, then somewhat widened; apical margin with a deep V-shaped emargination; fifth sternite feebly emarginate at apex. Antennae about one-quarter longer than body, scape elongate, reaching beyond apex of pronotum, slender, arcuate basally, clubbed apically, surface minutely, densely punctate; third segment shorter than scape, fourth shorter than third, fifth nearly as long as third and fourth together, sixth and remaining segments gradually shorter; beneath from third to sixth with a thin fringe of long setae, at apex of scape, second, third, fourth, fifth, and sixth a longer fringe.

Length, 8.3 mm.; width, 1.6 mm.

Viti Levu: Tailevu, Naivithula, Aug. 16, 1937, 1 male, Valentine.

This species can be confused only with *N. gynandropsidis*. For the distinguishing characters, see that species.

***Nerida zimmermani*, new species (fig. 5, b).**

Male. Elongate-oblong, slender, head dark reddish brown, pronotum piceous with a moderate-sized, testaceous, rounded macula medially, just behind apical sulcus. Scutellum testaceous with margins narrowly piceous. Elytra piceous, near humeri and apical quarter a shade paler, at basal third slightly laterally, each elytron with a small, oval, slightly oblique macula of testaceous, just behind middle a transverse, common macula of same color, not attaining sides of elytra; entirely clothed with thin, short, very fine, pale golden pubescence, and at apex with scattered long setae of same color. Beneath prosternum testaceous, meso-, metasternum, and sternites slightly darker, covered with very thin, fine, short, pale-gray pubescence. Legs testaceous except metafemora which have the apical half brown. Antennae testaceous, with thin, fine, golden pubescence.

Head above finely, irregularly punctate, between antennal tubercles with a short, very deep sulcus; front with a broadly arcuate sulcus above clypeus, surface finely irregu-

larly punctate. Pronotum elongate, one-half again as long as wide; apex slightly wider than base, sides arcuate between sulci, which are very feeble; surface minutely alutaceous. Elytra much wider basally than pronotum, gradually attenuate to middle, thence widened to apex, apices each moderately rounded; disk with basal two-thirds striately punctate, apical third nearly smooth. Prosternum extremely narrow between procoxae, strongly widened behind; mesosternum basally sloping, apex of process emarginate and feebly expanded; apex of fifth sternite subtruncate. Antennae slightly longer than body; scape reaching beyond apex of pronotum, basal half slender, strongly clavate on apical half, finely, rather sparsely punctate; second segment elongate; third distinctly shorter than scape, fourth very short, third and fourth together slightly longer than fifth, remaining segments gradually shorter.

Length, 5.3 mm.; width, 1.2 mm.

Viti Levu: Navai Mill, near Nandarivatu, Sept. 17, 1938, alt. 2,500 ft., beating, holotype male, Zimmerman.

On the elytra of this species at the apical third is a common, transverse, pale macula, which will serve to distinguish it from its congeners.

***Nerida obcordata*, new species (fig. 5, c).**

Male. Elongate-oblong, slender, all over thinly, finely pale-gray pubescent. Head pale reddish brown; pronotum reddish brown medially, laterally broadly piceous. Elytra testaceous, laterally piceous or dark reddish brown, as are the apices and a narrow oblique fascia behind middle which encloses an obcordate, common, light macula on apical half of elytra. Beneath light reddish brown. Legs testaceous, metafemora on apical half brownish. Antennae entirely testaceous.

Head above finely punctate, a short, deep sulcus between antennal tubercles; front with an arcuate sulcus above clypeus, disk punctate as in head. Pronotum elongate, base slightly narrower than apex; sides between sulci feebly arcuate; basal and apical sulci wide and shallow; disk finely punctate. Elytra with sides nearly parallel to middle, then slightly widened, apices separately, somewhat narrowly rounded; base to behind middle more or less seriatly, coarsely punctate, remainder nearly smooth. Mesosternal process slightly narrowed, apex emarginate; fifth sternite subtruncate. Antennae longer than body; scape reaching beyond apex of pronotum, slender basally, apically moderately clavate; third segment distinctly shorter than scape, fourth shorter than third; fifth slightly shorter than third and fourth together; remaining segments gradually shorter; sparsely fringed beneath with long hairs.

Length, 7 mm.; width, 1 mm.

Lau Islands: Oneata, Dakuiloa, Aug. 21, 1938, beating shrubs, holotype male, Zimmerman.

The elytra have the sides dark; and behind the middle is a large, common, obcordate, pale macula.

***Nerida cordata*, new species (fig. 5, d).**

Female. Elongate-oblong, rather slender, testaceous, entirely covered with very thin, fine, short yellowish pubescence. Head either testaceous or somewhat reddish brown. Pronotum laterally piceous. Elytra at base brown or piceous, with a brownish marking enclosing a large common testaceous cordate macula behind the middle on the apical half, the brown touching the suture only at the apex of the macula. Beneath testaceous except for mesosternum which is dark reddish brown. Legs testaceous, apical third of meso- and apical half of metafemora, brown. Antennae with scape brownish, remaining segments testaceous with extreme apices brownish.

Head above finely punctate; a short deep sulcus between antennal tubercles; front with an arcuate sulcus from one antennal tubercle along side of front, clypeus and the other side of front to other antennal tubercle. Pronotum elongate, distinctly narrower at base than at apex; sides between sulci arcuate; apical sulcus strongly recurved medially, basal one slightly less strongly so; surface finely alutaceous. Elytra widened behind middle; apices separately somewhat narrowly rounded; disk with basal half coarsely punctate, laterally punctures more or less seriate, thence to apex nearly smooth. Prosternum very narrow between procoxae, strongly widened behind; mesosternum gradually declivous basally; apex of process broadly emarginate; first sternite longer than the rest of the sternites together. Pro- and mesofemora strongly constricted ventrally at apex. Antennae slightly longer than body; scape surpassing apex of pronotum, slender basally, gradually clavate apically, surface finely, densely punctate; scape longer than third segment, fourth short; fifth slightly shorter than third and fourth together, remaining segments gradually shorter.

Length, 7 to 7.3 mm.; width, 1.5 mm.

Ovalau: Andubangda, July 18, 1938, alt. 100-1,500 ft., beating, holotype female, Zimmerman.

Viti Levu: Tailevu, Korovou, Aug. 1937, at light, paratype female, Valentine.

The elytra are largely pale; and behind the middle is a large, common, pale cordate macula, surrounded by a narrow brownish area.

TRIBE GLAUCYTYNI

Palpi very short, last segment sublinear; head short, concave between antennae; antennal tubercles separated, emarginate at apex; eyes large, wider than prothorax, lunate; prothorax cylindrical, unarmed; procoxae subglobose, their cavities open behind; mesocoxal cavities closed externally; metatarsi of moderate length; metepisternum moderately long, subparallel; prosternal process much narrower than mesosternal process, which is quite broad. Antennae slender, setaceous, longer than body in both sexes.

At first glance the members of this tribe appear to be members of the subfamily Lepturinae.

Genus *Glaucytes* Thomson

Glaucytes Thomson, Arch. Ent. 1: 423, 1858; Class. Ceramb., 351, 1860; Syst. Ceramb., 360, 1864.—Lacordaire, Gen. Col. 9: 119, 1869.—Pascoe, Ent. Soc. London, Trans. III, 3: 650, 1869.

Elongate-ovate, slender, cylindrical. Head with front strongly declivous; eyes large, prominent, not very widely separated above. Pronotum slightly elongate, sides arcuate, unarmed. Elytra with sides tapering to apices; apices broadly obliquely truncate, angles produced, especially the lateral ones; disk seriate punctate. Prosternum narrow, slightly widened posteriorly; mesosternum broad with a distinct tubercle at base of process. Legs elongate; front ones much shorter; femora clavate with a long slender peduncle. Antennae more than half again as long as body in male, shorter in female; scape strongly arcuate, robust, subclavate, not attaining apex of pronotum; third segment nearly twice as long as scape, fourth distinctly shorter than third; rest subequal to third.

The species included here probably does not belong in this genus, which does not have pedunculate femora in typical form. However, without sufficient material for comparison it was thought best to leave it in the genus in which it was originally described rather than to make a useless synonym.

Glaucytes muiri Gressitt, Hawaiian Ent. Soc., Proc. 10: 417, 1940.

Male. Elongate-ovate, moderately slender, cylindrical; mahogany brown, shining, often with a brassy reflex, and marked with silvery or brassy tomentum as follows: Head with eyes outlined broadly; front and genae usually entirely covered. Pronotum with four equidistant vittae on disk conjoined along base, the lateral ones wider. Scutellum irregularly banded across base. Elytra with a narrow vitta along suture, often interrupted medially, behind middle much wider, then somewhat constricted and re-expanded at apex; another vitta from basal margin oblique to basal third of disk; on apical half of disk two maculae, the larger one oblique, just behind middle, the second elongate oval, at posterior quarter, and a short vitta below humeri. Body beneath with silvery-white tomentum on pro- and mesosternum, on the latter's sidepieces and on those of the metasternum and on the sides of metasternum and abdomen; on the latter it is broken into transverse maculae, larger on the first sternite. Legs irregularly marked with silvery pubescence.

Head finely densely punctate at base. Pronotum nearly as long as wide; sides tumid medially, constricted at base and more strongly so at apex; disk minutely, densely alutaceous, with scattered punctures which are rather coarse. Elytra strongly tapering behind, apices broadly truncate, each with two acute spines, the outer one slightly longer; each disk with eight rows of coarse punctures, which become a little finer behind middle. Mesosternal process rather tumid and subtuberculate anteriorly, broadly, distinctly emarginate at apex; fifth sternite as long as fourth, truncate at apex. Antennae nearly twice as long as body, finely fimbriate beneath to apex of sixth and on eleventh segment; scape short, not extending behind posterior margin of eye, arcuate, clavate; third more than twice as long as first; fourth one-fifth shorter than third; fifth and sixth subequal, as long as third, rest gradually shorter, except eleventh which is longer than tenth.

Female. Similar to male but pronotum more strongly transverse; fifth sternite much longer than fourth, rounded at apex; and antennae only feebly longer than body, the fifth and sixth not as long as third, the eleventh segment not elongate.

Length, 8.2 to 10 mm.; width, 2.5 mm.

Viti Levu: Tholo-i-Suva, alt. 500 ft., July 25, 27, 1938, beating shrubs, 2 males, Zimmerman; Belt Road, 45-50 miles west of Suva, July 26, 1938, 1 female, Zimmerman; Colo-i-Suva, June 28, 30, 1924, 2 males, 1 female, Bryan.

Ovalau: Wainiloka, July 10, 11, 1938, rotten logs, 2 males, Zimmerman and Kondo.

TRIBE UNKNOWN

Due to the very unsatisfactory state of the tribes of the subfamily Cerambycinae, it was impossible to place the following two genera as to their tribal position with any degree of certainty. Each obviously belongs in a separate tribe.

Genus *Dendrides*, new genus

Head not exserted; front declivous; eyes deeply emarginate, widely separated above. Pronotum strongly transverse, widened apically. Elytra feebly attenuate from base, apices distinctly and broadly emarginate, outer angle subdentate; disk with a distinct,

elevated ridge on basal half. Prosternum a little narrowed between coxae, declivous behind; procoxal cavities open posteriorly; mesosternal process broad, feebly tapering posteriorly, distinctly tuberculate basally. Legs rather long, middle and hind pairs subequal in length; femora subcylindrical, feebly clavate at apical third. Antennae nearly twice length of body, finely fimbriate ventrally; scape nearly attaining middle of pronotum, feebly clavate from base; third segment shorter than scape; fourth distinctly shorter than third, fifth slightly longer than third; rest gradually shorter.

Genotype: *Dendrides pallidus*, new species.

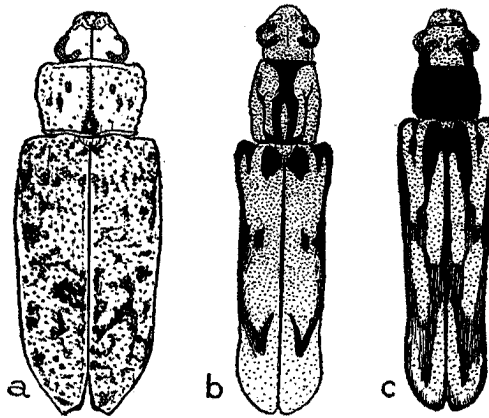


FIGURE 6.—a, *Dendrides pallidus*; b, *Oihus insignius*; c, *O. taeniatius*.

***Dendrides pallidus*, new species (fig. 6, a).**

Male. Elongate-oval; robust; subconvex; black, covered with dense grayish-white tomentum, with glabrous areas as follows: Pronotum with one or two on median line (these sometimes connected) and two or three irregular ones either side of middle. Scutellum with a glabrous vitta medially. Elytra with many small irregular glabrous areas over entire surface. Beneath black, abdomen dark reddish brown or piceous, densely grayish-white pubescent. Legs piceous, antennae with scape black, remaining segments piceous, both clothed with same pubescence as above.

Head above very coarsely, sparsely punctate, a median groove from occiput to clypeus on front. Pronotum transverse, apex wider than base; sides oblique, apical angles rounded; disk with median line elevated, widened posteriorly, either side of middle with three tumosities, one slightly apical (nearest middle) the other two in a transverse line with widened median line at base; entire disk very coarsely, sparsely punctate. Elytra with sides broadly arcuate, apices each rounded with a broad tooth at apex which is directed somewhat obliquely outward; a broad longitudinal sulcus extends from each humerus to slightly behind middle; just underneath humeri, which are rounded, a small tubercle; basal quarter of disk densely coarsely granulate-punctate, thence to middle coarsely punctate, beyond middle punctures much finer, becoming obsolete at apex. Prosternum simply rounded; mesosternum strongly declivous basally, process broad, short, broadly emarginate at apex; fifth sternite slightly longer than fourth, attenuate, subtruncate or broadly arcuate at apex. Legs long; metafemora slightly surpassing abdomen. Antennae about one and two-thirds times as long as body, fimbriate beneath to seventh segment; scape reaching to about middle of pronotum, gradually clavate from base, third segment subequal in length to scape; fourth distinctly shorter than third; fifth slightly longer than third.

Length, 16 to 18 mm.; width, 5.7 to 6.7 mm.

Viti Levu: Four miles south of Nandarivatu, alt. 2,400 ft., Sept. 9, 1938, holotype male, 2 paratypes, Kondo.

Genus *Oihus*, new genus

Head distinctly exserted; front subvertical; eyes deeply emarginate, not very widely separated above. Pronotum elongate or subquadrate, sides arcuate, unarmed. Elytra tapering to apical quarter, then expanded; apices separately rounded. Prosternum strongly tapering posteriorly, then suddenly declivous and very slender, recurving anteriorly. Procoxal cavities open behind; mesosternal process broad, tapering posteriorly. Legs elongate, hind ones longest; femora clavate, subpedunculate basally; first segment of metatarsi as long as rest together. Antennae nearly twice body length in male, more than one-third longer in female; fimbriate beneath; scape short, robust, subcylindrical; third segment more than twice length of scape; fourth longer than third, rest gradually shorter.

Genotype: *Oihus insignius*, new species.

KEY TO SPECIES

Pronotum entirely piceous.....*O. taeniatus*
 Pronotum testaceous, piceous maculate.....*O. insignius*

Oihus insignius, new species (fig. 6, b).

Male. Elongate-oblong, slender; testaceous, covered with a rather sparse gray pubescence. Pronotum with a median piceous vitta, broadly expanded apically, narrowed to middle, then divided and reunited at base; each side of middle a piceous, narrow vitta from base to beyond middle, bifurcated apically. Elytra with a common, transverse piceous macula at middle; humeri piceous, the macula continuing along lateral margin to apical third, where it turns inward and forms a V-shaped fascia to middle; at base a very short vitta and at basal third a small macula, both attaining the main piceous marking. Antennae fuscous, third segment piceous, segment beyond fourth gradually paler.

Head above alutaceous with scattered shallow punctures; with a median groove from upper lobe of eyes to transverse sulcus of front. Pronotum elongate, base and apex about equal in width, sides broadly arcuate; disk either side of middle with an elongate callosity, broadened apically, confined to basal two-thirds. Elytra with sides feebly attenuate to apical sixth, then slightly expanded; apices each broadly rounded; disk with close, moderate-sized punctures, each elytron with two feeble costae, obsolete behind apical quarter. Prosternum narrow, tapering posteriorly, then suddenly declivous and very slender, recurved anteriorly at apex; mesosternal process short, rather narrow. Fifth sternite nearly parallel-sided, narrowed apically, apex emarginate, with a broad, shallow, triangular impression. Legs long; metafemora distinctly longer than abdomen. Antennae twice length of body; scape reaching apex of pronotum, robust, cylindrical; third segment slightly shorter than fourth, more than twice as long as first; rest subequal.

Length, 18 mm.; width, 4.1 mm.

Viti Levu: Belo, May 14, 1941, holotype male, Degener.

Oihus taeniatus, new species (fig. 6, c).

Female. Elongate-oblong, slender. Head and elytra testaceous, pronotum piceous; covered with very sparse, short, gray pubescence. Head above with two small median maculae, first between upper lobes of eyes, and second on occiput, a broad vitta behind each eye, piceous. Elytra with piceous markings as in illustration. Body beneath and legs testaceous; metepisterna and mesosternal side-pieces piceous; femora apically with a

broad piceous band near apex. Antennae with scape and most of seventh to eleventh segments testaceous, third to sixth and apices of the following, piceous.

Head above coarsely, shallowly, rather densely punctate, with a median line from vertex. Pronotum feebly transverse, base slightly wider than apex, sides feebly arcuate; apical sulcus shallow, broad, arcuate medially; disk at middle of base with a small feebly elevated callosity, either side of middle on basal two-thirds an irregular callosity. Elytra gradually attenuate to apical quarter, then widened and rounded to apices, which are separately arcuate; disk moderately coarsely punctate, each elytron at middle with a single, rather feeble costa. Prosternum narrow, tapering posteriorly, then suddenly declivous and very slender, recurved anteriorly at apex; mesosternal process short, broad at base, subacute at apex. Fifth sternite nearly parallel-sided; apex broadly rounded, feebly emarginate at middle. Antennae about one-third longer than body, fimbriate beneath; scape not quite attaining pronotal apex, subcylindrical; third segment more than twice as long as scape; fourth and fifth each longer than third; rest shorter.

Length, 15.3 mm.; width, 4.7 mm.

Viti Levu: Tholo North, Navai Mill near Nandarivatu, Oct. 23, 1937, holotype female, Valentine.

SUBFAMILY LAMIINAE

Head usually vertical anteriorly; antennal insertions generally distant from mandibles, partly surrounded by eyes; apical palpal segments acute; prothorax cylindrical, often tuberculate; procoxae more or less prominent, their cavities generally angulate externally; protibiae obliquely grooved on inner surface.

KEY TO TRIBES

- | | |
|---|----------------------|
| 1. Metasternum very short; metepisterna concealed by the sides of the elytra..... | 2 |
| Metasternum normal, metepisterna not concealed..... | 3 |
| 2. Prothorax arched anteriorly, declivous posteriorly..... | Cyrtinini |
| Prothorax not arched anteriorly and declivous behind..... | Dorcadionini |
| 3. Antennal scape cicatricose..... | Batocerini |
| Antennal scape without cicatrix..... | 4 |
| 4. Mesocoxal cavities open externally to epimera..... | 5 |
| Mesocoxal cavities closed externally to epimera..... | 8 |
| 5. Tarsal claws divergent..... | 6 |
| Tarsal claws divaricate..... | Crinotarsini |
| 6. Mesotibiae sulcate externally near apex..... | 7 |
| Mesotibiae not sulcate..... | Niphonini |
| 7. Antennal scape pyriform..... | Homonoeni |
| Antennal scape subcylindrical or subclavate..... | Apomecynini |
| 8. Tarsal claws divergent..... | Ptericoptini |
| Tarsal claws divaricate..... | Acanthocinini |

TRIBE DORCADIONINI

Head normal; antennae with scape not cicatrixed at apex. Eyes small, narrow; lower lobes transverse or oblique. Pronotum unarmed. Elytra slightly broader at base than pronotum. Legs subequal; tarsal claws simple. Metasternum very short; metepisternum very narrow throughout, covered anteriorly by the elytra; mesosternal process lamelliform, declivous or recurved, unarmed; prosternum arcuate and unarmed. Body nearly always wingless.

Genus *Enotocleptes* Breuning

Enotocleptes Breuning, Fol. Zool. Hydrobiol. 10: 118, 1940.

"Elongate-ovate, antennae thick, as long as body, fringed beneath, first moderately long, thick, second relatively long, third as long as fourth, antennal tubercles low, eye rather finely faceted, broadly subdivided, front much broader than high; pronotum convex, with two anterior and two posterior transverse sulci; scutellum broad; elytra long, somewhat broader than pronotum, less convex, apices broadly rounded, behind base somewhat impressed. Head retractile. Prosternal and mesosternal processes extremely broad, both rather flat; mesocoxal cavities closed; legs short, femora extremely thickened, meso- and metafemora clubbed; mesotibiae emarginate, claws spurred; metasternum slightly abbreviated; throughout with erect hairs.

"Type—*Microleptes denticollis* Fauvel, by original designation."

Enotocleptes inermicollis Breuning, Fol. Zool. Hydrobiol. 10: 118, 1940.

"Close to *denticollis* Fauvel, but third antennal segment only somewhat shorter than first, twice as long as second. Head throughout very densely, finely punctate; second anterior transverse sulcus on pronotum very distinct and in the middle of disk arcuate; pronotum as long as broad, densely, finely punctate and finely cross-wrinkled, side margins regularly rounded, without tubercles; elytral punctures more or less seriate; wingless. Coppery shining; legs and antennae yellow; on each elytron two very large light yellow spots on disk (one transverse, somewhat before middle, one elongate on posterior half). Length 3 mm., width 1 mm. Type from Ovalau Isl. in Paris Museum." (A translation of the original description.)

TRIBE CYRTININI

Head not retractile, rather strongly distant from procoxae, plane or feebly concave between antennae. Antennae a little longer than body. Eyes small, divided or nearly so. Prothorax cylindrical, reflexed and arcuate above, unarmed or tuberculate laterally. Elytra a little longer than head and prothorax together, often depressed anteriorly, more or less reflexed, often with a crest or tubercle at base. Legs rather long; mesocoxal cavities closed; mesotibiae sulcate. Body often finely ciliated. Metasternum very short; metepisternum covered by elytra.

Usually this tribe is placed near the end of the subfamily, but the structure of the undersurface is so similar to that of the preceding tribe that the authors feel that the two should be placed in close sequence.

KEY TO GENERA

1. Elytra each with a tubercle at base; pronotum wider at apex than at base.....*Oloessa*
Elytra not tuberculate; pronotum wider at base than at apex..... 2
2. Elytra more or less parallel-sided, humeri present; pronotum with a distinct basal sulcus*Gracilosphyra*
Elytra tapering from behind base, humeri absent; pronotum with basal sulcus obsolete or wanting.....*Diastosphya*

Genus *Oloessa* Pascoe

Oloessa Pascoe, Ent. Soc. London, Trans. III, 3: 55, 1864.

Minute, robust, cylindrical beetles. Head moderately short; front transverse, convex; eye divided, lower lobe elongate, oblique, upper lobe subcontiguous to antennal tubercles, which are very feeble. Pronotum subquadrate, sides strongly arcuate, slightly wider apically than at base; basal transverse sulcus deep, apical one wanting. Elytra nearly parallel-sided, apically slightly attenuate; humeri wanting; disk strongly depressed on basal quarter or more, each with a prominent tubercle at base, apical half nearly smooth. Legs moderate in length, front ones shortest; femora strongly clavate on apical two-thirds, pedunculate at base. Antennae slightly longer than body; scape reaching apical third of pronotum, cylindrical, feebly clavate apically, without a basal tooth in male; third segment twice as long as second in both sexes.

Genotype: *Oloessa minuta* Pascoe, by monotypy.

KEY TO SPECIES

1. Elytra without a sutural groove; humeri carinate; basal tubercle with a strong tuft of long hairs.....*O. poeta*
Elytra with a sutural groove; humeri not carinate; basal tubercle without a strong tuft of long hairs..... 2
2. Elytra with basal tubercle well-elevated, bearing a sparse tuft of long hairs....*O. bianor*
Elytra with basal tubercle low, not much higher than wide, without any tuft of hairs*O. cenea*

Oloessa poeta, new species (fig. 7, a).

Male. Elongate-oblong, moderately robust, convex; dark brown to fuscous. Head usually with a blue or purplish metallic reflex, with scattered, erect, rather long setae-like hairs. Pronotum sometimes with same metallic reflex as head but less pronounced, with very thin, short, semi-erect pubescence, at base with a narrow, pale fascia. Elytra on basal third usually somewhat paler and with moderately dense, pale pubescence, the posterior border oblique and with white pubescence, which is longest at middle of disk and forming a semi-erect tuft, remainder of elytra glabrous, shining, with a faint metallic reflex and at apex with scattered, long, erect setae. Beneath dark reddish brown, with fine, sparse, very short, grayish pubescence. Legs medium reddish brown, femora paler on basal narrowed portion; finely, very sparsely pubescent. Antennae with scape, sixth and seventh segment medium reddish brown, remaining segments darker; thinly setose.

Head above finely rugose, with a few coarse punctures on vertex; front finely alutaceous with scattered, coarse, deep punctures, convex; eye with lower lobe elliptical, oblique, taller than gena; antennal tubercles lacking; antennae widely separated, not concave or convex between. Pronotum subquadrate; apex feebly wider than base; sides strongly arcuate; basal sulcus deep, narrow, somewhat curved medially; entire disk densely, coarsely punctate. Elytra with sides parallel to behind middle, thence narrowed to apices which are separately rather broadly rounded; on basal quarter strongly depressed, forming a carina along the very obtusely rounded humeri; each elytron at middle of base with a strong conical tubercle which bears a tuft of dark setae at its apex, surface densely coarsely punctate; remainder of elytra convex, smooth with only a few very small punctures near apex. Fifth sternite as long as or slightly shorter than third and fourth together; moderately arcuate on apical margin. Antennae slightly longer than body; scape attaining apical third of pronotum, very gradually clavate to apex; second about one-half as long as third, together slightly less than length of scape; remaining segments gradually shorter, except eleventh which is feebly longer than tenth, ninth to eleventh slightly thickened throughout their length.

Female. Somewhat widened behind middle; antennae slightly shorter than body; fifth sternite distinctly longer than third and fourth together, surface convex, apical margin very broadly rounded.

Length, 2 to 2.8 mm.; width, 0.5 to 0.8 mm.




FIGURE 7.—a, *Oloessa poeta*; b, *O. bianor*; c, *O. cenea*; d, *Diastosphya agetes*; e, *D. albisetosa*; f, *D. bimaculata*.

Lau Islands: Munia, Aug. 3, 1938, alt. 800-900 ft., beating shrubs, holotype male, allotype female, and 3 paratypes; Vanua Mbalavu, Loma Loma, Aug. 5, 1938, alt. 200-500 ft., beating shrubs, 5 paratypes; Vanua Mbalavu, Mvana, Aug. 9, 1938, alt. 200 ft., beating shrubs, 2 paratypes; Vanua Mbalavu, Buthalevu, Aug. 10, 1938, alt. 200-300 ft., 2 paratypes; Vanua Mbalavu, Bavatu, Aug. 16, 1938, beating shrubs, 1 paratype. All collected by Zimmerman.

Viti Levu: Nandarivatu, Sept. 1, 1938, beating shrubs, 1 paratype, Zimmerman; Colo-i-Suva, June 29, 1926, 2 paratypes, Bryan; Lami Quarry near Suva, July 24, 1938, alt. 10-250 ft., beating shrubs, 1 paratype, Zimmerman; Tholo-i-Suva, July 25, 1938, alt. 500 ft., beating shrubs, 1 paratype, Zimmerman; Mt. Korombamba, Aug. 1, 1938, alt. 1,300 ft., beating shrubs, 1 paratype, Zimmerman.

This species may be distinguished easily by the blue or purple reflex, by the carina on the humeri, and by the conical tubercle with a strong tuft of very elongate setae on the base of the elytra.

Oloessa bianor, new species (fig. 7, *b*).

Male. Elongate-oblong; moderately robust, convex; dark olive-brown to fuscous, usually with a yellowish reflex. Head and pronotum with thin, long, pale pubescence which is erect, the pronotum with a rather indistinct, narrow white fascia at base. Elytra thinly white pubescent on basal third, this area widest near suture and heaviest along posterior margin, the remainder of disk with scattered, pale, erect setae, which are more numerous near apex. Beneath same color as above and with sparse, pale, erect hairs; sterna coarsely punctate. Legs as above but with basal half of femora testaceous, thinly pale pubescent. Antennae slightly paler than body, with short, moderately dense, brownish hairs its entire length and with a few scattered long hairs, which are somewhat pale, interspersed.

Head above finely, feebly rugose, with fine punctures interspersed; front as above but with a few scattered, coarse punctures, convex; eye with lower lobe subtriangular, distinctly longer than gena; antennal tubercles lacking, antennae widely separated, very feebly concave between them. Pronotum subquadrate; apex feebly wider than base; sides strongly arcuate; basal sulcus deep, narrow, nearly straight; entire disk coarsely, moderately densely punctate. Elytra with sides nearly parallel to middle, thence narrowed to apices which are separately, rather broadly rounded; on basal quarter strongly depressed and coarsely, densely punctate, each with a strong, conical tubercle near suture which bears several short setae at the tip; remainder of disk convex, nearly smooth except for the fine punctures which bear the setae; humeri very feeble and strongly obtuse; a sutural groove present which attains apex. Fifth sternite slightly shorter than third and fourth together. Antennae with apex of ninth segment attaining tip of elytra; scape cylindrical, very gradually clavate from base, attaining apical third of pronotum, surface finely punctate; second and third segments together longer than scape; fourth equal to third; remaining segments gradually shorter.

Female. More robust; widened behind middle; antennae with at most eleventh segment surpassing the elytral apices; fifth sternite as long or nearly as long as second, third, and fourth together.

Length, 1.7 to 2.5 mm.; width, 0.5 to 0.7 mm.

Viti Levu: Ridge west of Nandarivatu, Sept. 9, 1938, alt. 2,000-3,000 ft., beating shrubs, holotype male, allotype female, and 6 paratypes, Zimmerman; ridge west of Vatuthere, Sept. 8, 1938, alt. 2,600-3,000 ft., beating shrubbery, 1 paratype, Zimmerman; Mt. Nangaranambuluta [Nanggaranambuluti], Oct. 25, 1937, alt. 3,000 ft., 1 paratype, Valentine; Mt. Korombamba, Aug. 1, 1938, alt. 1,300 ft., beating shrubs, 2 paratypes, Zimmerman; Tholo-i-Suva, July 27, 1938, beating, 1 paratype, Zimmerman; Tholo North, Nandarivatu, Oct. 18, 1937, 1 paratype, Valentine; Sept. 3, 1938, alt. 3,700 ft., beating, 2 paratypes, Zimmerman.

Unlike *O. poeta*, this species has yellow reflex, the basal conical tubercles have only a few short setae, and the humeri are not carinate.

Oloessa cenea, new species (fig. 7, *c*).

Male. Elongate-oblong; moderately robust, convex; medium to dark olive brown, usually with a feeble greenish-yellow reflex. Head very thinly pale pubescent, the pubescence long and much scattered. Pronotum with same pubescence as on head, sparse, but denser than on head. Elytra with basal quarter very sparsely white pubescent, denser on posterior margin; at apex with scattered erect pale setae. Beneath slightly paler than above, the semi-erect hairs sparse, long, and very fine. Legs and antennae paler than integument, the bases (peduncles) of femora nearly testaceous; the former thinly pale

pubescent, pubescence rather long, the latter with brownish pubescence which is slightly heavier than that on legs and somewhat shorter.

Head above finely, feebly rugose, with scattered fine punctures; front same as head above but punctures coarser; eye with lower lobe triangular, taller than gena; antennal tubercles lacking, antennae set widely apart, feebly concave between. Pronotum subquadrate; apex wider than base; strongly arcuate laterally; basal sulcus narrow, deep and curved medially, entire disk with coarse punctures not too densely set. Elytra parallel to near middle, then narrowed to apices which are separately, broadly rounded; basal quarter feebly depressed (to a much lesser degree than related species) and coarsely, densely punctate, each at middle with a feeble, obtuse tubercle which is not tufted at tip; remainder of disk very convex, smooth, punctate very sparsely at apex; a sutural groove present which attains apex; humeri very feebly rounded. Fifth sternite as long as or slightly shorter than third and fourth together. Antennae with apex of eighth segment attaining apices of elytra, scape cylindrical, very gradually clavate to apex, attaining nearly middle of pronotum; second and third together subequal to scape; fourth subequal to third; remaining segments gradually shorter. The peduncles of profemora very short.

Female. Slightly more robust, slightly wider behind middle; antennae with apex of tenth segment surpassing elytral apex; fifth sternite as long or longer than second, third, and fourth together.

Length, 1.7 to 2.2 mm.; width, 0.66 to 0.75 mm.

Viti Levu: Nandarivatu, Sept. 10, 1938, alt. 3,700 ft., beating shrubbery, holotype male, Zimmerman; Tholo North, Nandarivatu, Oct. 18, 1937, allotype female, Valentine; ridge west of Nandarivatu, Sept. 9, 1938, alt. 2,600-3,000 ft., beating shrubbery, 1 paratype, Zimmerman; Mt. Nangaranambuluta [Nangaranambuluti], Oct. 3, 1937, alt. 3,000 ft., 1 paratype, Valentine; Tholo North, Mt. Victoria, Sept. 13, 1938, alt. 3,000-4,000 ft., beating shrubbery, 1 paratype, Zimmerman; Nandarivatu, Navai Mill, Sept. 7, 1938, alt. 2,700 ft., beating shrubbery, 1 paratype, Zimmerman; Nandarivatu, ridge west of Vatuthere, Sept. 8, 1938, alt. 2,600-3,000 ft., 3 paratypes, Zimmerman; Nandarivatu, Sept. 2-10, 1938, alt. 3,600-3,700 ft., beating shrubs, 6 paratypes, Zimmerman.

Genus *Diastosphea* Aurivillius

Minute, robust, cylindrical beetles. Head short; front transverse, slightly convex; eye divided, lower lobe transverse, rounded below, upper lobe subcontiguous to antennae; antennal tubercles feeble. Pronotum slightly transverse, distinctly narrower anteriorly than at base, sides strongly arcuate; transverse sulci obsolete or wanting. Elytra broad, strongly attenuate from behind basal third; humeri wanting or nearly so; disk not or only feebly depressed at base, depression never occupying more than basal quarter, seriatly punctate apically. Legs moderate in length, front ones shortest; femora very strongly clavate on apical two-thirds, pedunculate at base. Antennae slightly longer than body in both sexes, with a sparse fringe of long hairs; scape attaining apical third of pronotum, robust, strongly clavate on apical two-thirds, male with a distinct robust tooth or spine near base on mesal surface; third segment more than twice length of second in male, nearly three times as long as in female.

KEY TO SPECIES

- | | |
|--|---|
| 1. Pronotum sparsely covered with long, distinct, white setae..... | 2 |
| Pronotum without distinct white setae..... | 3 |

2. Elytra each with only a small white macula behind middle at suture.....*D. albisetosa*
 Elytra each with an oblique white fascia from suture to sides behind middle.....
*D. bimaculata*
3. Elytra paler on basal third and distinctly depressed, sutural vitta extending to
 basal quarter, apical maculae prominent.....*D. fuscicollis*
 Elytra not paler at base, not or only feebly depressed, sutural vitta indistinct,
 short, apical maculae minute.....*D. agetes*

***Diastosphya agetes*, new species (fig. 7, d).**

Male. Elongate-ovate, robust, subcylindrical; deep chestnut brown, the punctures each bearing a single short white seta. Head often with a metallic blue or brassy reflex. Elytra each with indistinct markings composed of white setae somewhat more densely placed as follows: at middle of extreme base a minute macula, along suture on basal sixth a short vitta and apically two small maculae, one at apical third, near middle of disk, the other at apical quarter near suture; all of these markings are variable and are not always evident. Body beneath often paler than above as are the legs, more densely white setose. Antennae with scape chestnut brown, paler at base; the proximal segments pale, the distal ones gradually becoming dark.

Head entirely covered with moderate-sized punctures; lower ocular lobe small, transverse, about as high as gena. Pronotum subspherical, as broad or slightly broader across middle than elytra at base; entirely covered with dense, coarse punctures. Elytra tapering from behind humeri; apices together broadly rounded; disk somewhat depressed at base, more coarsely punctate than pronotum but punctures shallower and serially arranged. Body beneath coarsely punctate. Fifth sternite as long as third and fourth together. Antennae about one-quarter longer than body, with a sprinkling of long setae beneath; scape rather long, reaching beyond apical third of pronotum, robust, clavate, near base on mesal surface bearing a short, acute tooth; third segment one-fifth shorter than scape, a little longer than fourth; rest distinctly shorter.

Female. A little more robust than male; pronotum more strongly transverse; fifth sternite nearly as long as second to fourth combined; antennae only slightly longer than body, scape not dentate.

Length, 2 to 2.7 mm.; width, 0.7 to 1.0 mm.

Viti Levu: Ridge west of Vatuthere, Nandarivatu, alt. 3,000 ft., Sept. 8, 1938, holotype male, allotype female, 3 paratypes, Zimmerman; without locality data, June 1924, 1 paratype, Bryan; Natubakula, near Singatoka, April 19, 1941, 2 paratypes, Krauss; ridge west of Vatuthere, Nandarivatu, alt. 2,600-3,000 ft., Sept. 8, 1938, 2 paratypes, Zimmerman; Tholo North, Nandarivatu, Oct. 18, 1937, 1 paratype, Valentine; Nandarivatu, Navai Mill, Sept. 7-17, 1938, alt. 2,500-2,700 ft., 4 paratypes, Zimmerman; Mt. Nangaranambuluta [Nanggaranambuluti], alt. 3,000 ft., Oct. 25, 1937, 2 paratypes, Valentine.

Moala: Naroi, alt. 700 ft., Aug. 25, 1938, 1 paratype, Zimmerman.

This species is distinct from *D. fuscicollis* in having the elytral markings reduced and often barely visible, consisting of a minute basal macula, a short, indistinct sutural vitta confined to basal fifth or sixth, and two small maculae on apical half; the pronotum with indistinct white setae; and the elytra never paler at base and not so strongly depressed.

DiastospHYa albisetosa, new species (fig. 7, e).

Male. Elongate-ovate, robust, subcylindrical; fuscous (sometimes entirely or irregularly paler) with a pale brassy reflex, uniformly covered with numerous, long, white setae. Elytra with short, oblique, paler space at base, this sometimes divided into three maculae, and at apical quarter near the suture with one or two small maculae of dense white setae. Body beneath much paler than above, less distinctly setose. Legs and antennae reddish brown, the femora at middle, the scape and the two apical segments of antennae infuscated, sparsely white setose.

Head finely punctate; eye with lower lobe about as high as gena. Pronotum sub-spherical, about as broad across middle as elytra at base; disk entirely densely, finely punctate. Elytra tapering from behind base; apices together rounded; disk not at all depressed at base, covered with coarse, rather shallow punctures arranged in irregular rows. Fifth sternite longer than fourth. Antennae feebly longer than body, with a few long setae beneath; scape attaining apical quarter of pronotum, robust, clavate, not dentate nor thickened at base; third segment one-third shorter than scape, not twice as long as second, subequal to fourth; rest gradually shorter.

Female. As male but the antennae only as long as body and the fifth sternite as long as third and fourth together.

Length, 2 to 2.2 mm.; width, 0.8 to 0.9 mm.

Lau Islands: Oneata, Dakuiloa, Aug. 21, 1938, holotype male. Lakemba, Toumbo, Aug. 20, 1938, allotype female and 2 paratypes. Vanua Mbalavu, Aug. 10, 1938, alt. 100 ft., 2 paratypes. All collected by Zimmerman.

From the other species of similar robust form, this species differs in its small size, the elytra which are not depressed at base; the antennal scape, which is not dentate in either sex; and its nearly uniform covering of conspicuous white setae.

DiastospHYa bimaculata, new species (fig. 7, f).

Male. Elongate-ovate, robust, subcylindrical; fuscous, pronotum indistinctly paler, with vague fuscous spots; elytra chestnut brown, paler at base. Pronotum with disk entirely broadly encircled with sparse white setae and medially similarly setose, leaving a large circular area each side free of setae except for a dense median macula. Elytra at base with an irregular loop of white setae much as in *fuscicollis* but reaching nearly to middle of disk and expanded laterally, apical third irregularly, but rather densely white-setose, the setae more or less arranged to form short vittae; the space between the apical and basal setose markings forming a sort of semicircle each side which enclose a white setose macula at its middle. Body beneath fading into chestnut brown; femora fuscous, paler at base and apex, densely white setose above; tibiae and tarsi chestnut brown, densely white setose. Antennae chestnut brown, with sparse white setae.

Head covered with moderate-sized punctures; eye with lower lobe small, not much more than half as high as gena. Pronotum circular, broader across middle than elytra at base; entire disk covered with dense punctures which are only feebly larger than those of head. Elytra tapering from basal third; apices together rounded; disk strongly depressed at base, entirely covered by coarse, shallow, seriate punctures. Fifth sternite shorter than third and fourth together. Antennae a little longer than body, with sparse long setae beneath; scape attaining apical quarter of pronotum, robust, clavate, thickened at basal third but not dentate; third segment one-quarter shorter than first, slightly more than twice as long as second, and subequal to fourth, rest gradually shorter.

Length, 2.6 to 3 mm.; width, 0.9 to 1.1 mm.

Viti Levu: Ridge west of Nandarivatu, Sept. 9, 1938, alt. 2,600-3,000 ft.,

beating shrubbery, holotype male, Zimmerman. Navai Mill near Nandarivatu, alt. 2,700 ft., Sept. 7, 1938, beating, paratype male, Zimmerman.

This species resembles *D. fuscicollis* in the form of the elytral basal marking but is distinct in the strongly depressed base of the elytra, the remaining elytral maculation, and in having two rounded white maculae on the pronotum.

Diastosphya fuscicollis Aurivillius, K. Sven. vet.-akad., Ark. Zool. 13(9): 69, 1920.

Leptocyrtinus cupreus Breuning, Fol. Zool. Hydrobiol. 12: 64, 1943.

Male. Elongate-ovate, robust; subcylindrical; brown to dark brown, elytra usually paler at base; entire upper surface often with a brassy or metallic blue reflex. Pronotum with dark, short, erect setae. Elytra with single white setae in the punctures, more densely white setose as follows: each at base with two irregular vittae joined together to form a loop occupying much of basal third, a sutural vitta extending from scutellum to basal quarter, and two distinct oval maculae, one behind middle, the other near suture at apical third; often the basal loop is broadly interrupted, in which case there appears to be a basal macula and one or two fine maculae before the middle (as Breuning described for his *L. cupreus*). Body beneath, legs, and antennae somewhat paler than upper surface; antennae distally often infusate, as is the scape at times; femora often infusate distally.

Head rather finely punctate; eye with lower lobe smaller than gena. Pronotum subspherical, very densely, moderately coarsely punctate. Elytra tapering to apices, which are separately narrowly rounded; disk rather strongly depressed at base, covered with coarse, seriate punctures. Fifth sternite as long as third and fourth together. Antennae about one-third longer than body, finely villose; scape attaining apical third of pronotum, robust, clavate, with a rather long, fine tooth near base on mesal surface, rarely this tooth is quite long, thick, and recurved; third segment one-fifth shorter than scape, more than twice as long as second, and feebly longer than fourth; rest gradually shorter.

Female. More robust; pronotum somewhat transverse; fifth sternite longer than third and fourth combined; antennae feebly longer than body, scape more slender, unarmed.

Length, 2.4 to 3.3 mm.; width, 0.8 to 1.2 mm.

Viti Levu: Colo-i-Suva, June 26-30, 1924, 7 specimens, Bryan; Tholo-i-Suva, July 25-27, 1938, 5 specimens, Zimmerman; Belt Road, 45-50 miles west of Suva, July 26, 1938, 3 specimens, Zimmerman; Suva, July 7, 1937, 1 specimen, Valentine; Tailevu, Korovou, Aug. 28, 1937, 2 specimens, Valentine; Tailevu, Londoni, Aug. 29, 1937, 12 specimens, Valentine; Tailevu, Naitivithula, Sept. 7, 1937, 1 specimen, Valentine; Lami Quarry, near Suva, July 24, 1938, 3 specimens, Zimmerman.

This species is characterized by having only dark setae on the pronotum; the elytra marked with a long loop on base (or a basal and a premedian macula in its place), a long basal sutural vitta, and two distinct maculae on apical half; and by the elytra usually being paler basally and rather distinctly depressed there.

Genus *Gracilosphyra*, new genus

Minute, moderately robust, elongate, subcylindrical. Head rather short but longer than in *Diastosphya*; front transverse, strongly convex; eye divided, lower lobe transverse,

upper lobe often separated from antennal tubercles, which are feeble. Pronotum subquadrate or feebly elongate, sides broadly arcuate, base feebly wider than apex; basal transverse sulcus distinct, apical one wanting. Elytra with sides nearly parallel, gradually attenuate apically; humeri present, not prominent, simply rounded; disk on basal third strongly depressed, seriatly punctate to apex. Legs moderate in length, front ones shortest; femora very strongly clavate on apical two-thirds, pedunculate at base. Antennae slightly longer than body in both sexes, with a sparse fringe of long hairs; scape attaining apical quarter of pronotum, rather robust, cylindrical, gradually clavate apically, male with a tooth or spine near base on mesal surface; third segment less than twice length of second in both sexes.

Genotype: *Leptocyrtinus elongatus* Breuning.

Gracilosphyra is distinct from *Diastosphya* in the elongate, parallel-sided elytra, which are broadly and distinctly depressed at base; pronotum with sides less arcuate, only feebly narrowed anteriorly; the antennal scape being more or less cylindrical, gradually clavate apically; in the third antennal segment being less than twice length of second; and in that elytral humeri are present.

KEY TO SPECIES

1. Elytra entirely covered with setae, except for a few glabrous markings....*G. hirtipennis*
Elytra glabrous, with setose markings..... 2
2. Pronotum pale at least in part, sometimes indistinctly so; elytra distinctly paler at base*G. elongata*
Pronotum uniformly dark; elytra only slightly paler at base.....*G. trifasciata*




FIGURE 8.—a, *Gracilosphyra trifasciata*; b, *G. hirtipennis*; c, *G. elongata suturalis*; d, *G. elongata immaculata*.

Gracilosphyra trifasciata, new species (fig. 8, a).

Male. Elongate-ovate, rather slender, subdepressed; fuscous, with a brassy or bluish reflex, especially on head; sparsely covered with rather long, silvery-white setae, a little denser on base of pronotum at sides and especially in three fasciae on each elytron as follows: at base a common, broad, semicircular band, and two narrow oblique fasciae, one from sides at basal quarter to middle, the other from middle of disk at apical quarter descending to side margin. Body beneath and legs chestnut brown; femora paler at base, especially above. Antennae brown, apical segments infuscated.

Head finely punctate, somewhat coriaceous; eye with lower lobe transverse, as high as gena. Pronotum slightly elongate, sides and apical margin rounded; disk not densely,

rather finely punctate. Elytra narrowed from behind base, apices together rounded; disk distinctly depressed at base, covered with moderate-sized, subquadrate punctures arranged in rows, becoming obsolescent behind middle. Fifth sternite slightly longer than fourth. Antennae distinctly longer than body, with a sparse fringe of long hairs beneath; scape attaining apical quarter of pronotum, robust, clavate, with a distinct acute tooth near base on mesal surface; third segment one-fourth shorter than first, twice as long as second, and subequal to fourth; rest shorter.

Female. As male but pronotum subquadrate; fifth sternite about as long as third and fourth together; antennae feebly longer than body, and scape unarmed.

Length, 2.5 to 3.5 mm.; width, 0.6 to 0.8 mm.

Viti Levu: Ridge west of Nandarivatu, Sept. 9, 1938, alt. 2,600-3,000 ft., holotype male, Zimmerman; Nandarivatu, Oct. 6, 1937, allotype female, Valentine; Colo-i-Suva, June 29, 1924, 2 paratypes, Bryan, and Tholo-i-Suva, July 27, 1938, 1 paratype, Zimmerman.

Gracilosphya hirtipennis, new species (fig. 8, b).

Female. Elongate-ovate, robust, subdepressed; deep brown, with a feeble brassy or bluish reflex, elytra paler basally and in an oblique area near apex; rather densely covered with long hoary-gray setae. Pronotum at base of disk each side with a small patch of denser, prostrate setae. Elytra very densely setose, each with glabrous markings as follows: on base an irregular V-shaped mark reaching to near middle, laterally a semi-circle extending from before middle to apical quarter, sometimes enclosing a setose macula, and a common, more or less circular area just before apex. Body beneath and legs paler brown than body above; femora nearly white on peduncles. Antennae pale brown, the apical segments more or less infuscated.

Head coriaceous and finely punctate; eye with lower lobe distinctly smaller than gena. Pronotum quadrate, sides and anterior margin rounded, feebly narrower at apex; disk densely covered with rather fine punctures. Elytra tapering from behind base, apices together rounded; disk distinctly depressed at base, covered with coarse, rather shallow punctures arranged in irregular rows, confused at base. Fifth sternite as long as third and fourth combined. Antennae feebly longer than body, with a sparse fringe of long hairs beneath; scape attaining apical quarter of pronotum, robust, clavate, not dentate nor thickened at base; third segment one-fourth shorter than first, twice as long as second, and as long as fourth; rest shorter.

Male. As female but pronotum slightly elongate; the fifth sternite only as long as fourth; antennae one-fourth again as long as body, and scape with a distinct tooth near base.

Length, 2.7 to 3.2 mm.; width, 1.0 to 1.2 mm.

Lau Islands: Lakemba, Toumbo, July 20, 1938, holotype female, Zimmerman. Kambara, Aug. 24, 1924, 1 paratype, Bryan. Vanua Mbalavu, Mvana, Aug. 9, 1938, alt. 200 ft., 3 paratypes, Zimmerman. Mango, one mile south of Marona, Aug. 14, 1938, on dead coconut fronds, allotype male, Zimmerman.

Gracilosphya elongata elongata (Breuning).

Leptocyrtinus elongatus Breuning, *Fol. Zool. Hydrobiol.* 12: 65, 1943.

Male. Elongate-oblong; moderately robust, convex; piceous, with a bluish or purplish reflex; extreme base of pronotum and basal third of elytra paler. Head and pronotum with very sparse, semierect grayish pubescence. Elytra on basal third with thin, white, rather long pubescence, this denser on posterior margin, at apex a rather large, more or less oval, oblique macula of same pubescence as on base. Beneath medium reddish brown,

abdomen nearly piceous, clothed very sparsely with fine grayish pubescence. Legs with femora medium reddish brown, tibiae and tarsi piceous. Antennae with scape and second segment medium reddish brown, from third piceous or dark reddish brown, thinly clothed with erect, short pubescence.

Head above finely rugose, as is front which is also strongly convex; eye with lower lobe transverse, narrowed posteriorly, slightly shorter than gena; antennal tubercles very feeble, widely separated, feebly concave between. Pronotum elongate, slightly wider at base than apex, widest behind middle, sides arcuate, disk coarsely but not densely punctate, base rugose medially; basal sulcus straight. Elytra nearly parallel-sided to behind middle, then gradually attenuate to apices which are together rounded, basal third moderately depressed, with coarse, seriate punctures, remainder of disk with finer, much sparser punctures; sutural groove present nearly from basal quarter to apex; humeri not at all prominent, simply rounded. Fifth sternite shorter than third and fourth together. Legs with femora strongly pedunculate, the profemora with peduncle much shorter. Antennae as long as body; scape reaching to at least apical third of pronotum, gradually clavate, with a strong, acute spine at apex internally, surface finely, not very densely, punctate; third segment one and one-half times length of second, and second and third together not quite as long as scape; from fourth gradually shorter.

Female. Slightly more robust than male; widened behind middle of elytra; pronotum subquadrate; the macula on apex of elytra somewhat larger; fifth sternite subequal to second, third, and fourth together.

Length, 2.3 to 3.3 mm.; width, 0.6 to 1.0 mm.

Viti Levu: Nandarivatu, Sept. 1, 1938, beating shrubs, 1 specimen, Zimmerman; Tholo-i-Suva, July 27, 1938, beating, 3 specimens, Zimmerman; Belt Road, 15 miles west of Suva, July 22, 1938, alt. 250 ft., beating dead branches, 2 specimens, Zimmerman; Colo-i-Suva, June 21-29, 1924, 6 specimens, Bryan; Lami Quarry near Suva, July 24, 1938, beating shrubs, alt. 10-250 ft., 1 specimen, Zimmerman; Tailevu, Korovou, Aug. 1937, at light, 1 specimen, Valentine.

Lau Islands: Munia, Aug. 3, 1938, beating shrubs, alt. 800-900 ft., 1 specimen, Zimmerman. Vanua Mbalavu: Mvana, Aug. 9, 1938, alt. 200 ft., beating shrubs, 1 specimen, Zimmerman; Loma Loma, Aug. 5, 1938, beating shrubs, alt. 200-500 ft., 1 specimen, Zimmerman.

***Gracilosphyra elongata suturalis*, new subspecies (fig. 8, c).**

Like the typical form, but usually the basal third of the pronotum paler; the reflex of the head and pronotum less pronounced; the elytra without apical maculae but with a common, elongate, sutural macula behind middle which is somewhat widened posteriorly; the legs are uniformly medium reddish brown and the antennae darker only on segments eight to eleven.

Length, 2.2 to 3 mm.; width, 0.7 to 1 mm.

Viti Levu: Tailevu, Londoni, Aug. 29, 1937, holotype female and 4 paratypes, Valentine.

***Gracilosphyra elongata immaculata*, new subspecies (fig. 8, d).**

Like the typical form, but the pronotum in great part paler and with a large, irregular dark spot each side of pronotal disk; there is no maculation on the elytra behind the depressed basal portion; antennae darker on segments eight to eleven; legs nearly piceous, except the narrowed bases of femora which are testaceous.

Length, 2.6 to 3.2 mm.; width, 0.6 to 1 mm.

Lau Islands, Vanua Mbalavu: Mvana, Aug. 9, 1938, alt. 200 ft., beating shrubs, holotype male; Loma Loma, Aug. 5, 7, 1938, seashore, beating shrubs, alt. 0-500 ft., 4 paratypes; Buthalevu, Aug. 10, 1938, alt. 100 ft., 1 paratype. All collected by Zimmerman.

Wakaya: Oct. 17, 1924, 1 specimen, Bryan.

The specimen from Wakaya has not been made a paratype. It might possibly represent a new subspecies, but with only the single specimen available, it is placed here.

TRIBE BATOCERINI

Cicatrix of antennal scape open; antennal tubercles feeble, strongly divergent; prothorax strongly armed laterally; mesosternal process variable, usually not tuberculate.

Batocera nebulosa Bates, Zool. Soc. London, Proc., 158, pl. 24, fig. 1, 1877.

This species was reported from the Fiji Islands toward the end of the last century. No specimens have since been collected on the islands, nor were any encountered by E. F. Gilmour during his recent revision of the genus. Hence it is not unlikely that the report was based on erroneously labeled material.

TRIBE HOMONOEINI

Head not retractile, more or less porrect, prolonged before eyes; front rectangular; antennae slender, much longer than body, scape pyriform; eyes divided. Pronotum armed laterally. Tarsi mediocre, depressed, claws divergent. Sterna variable.

Genus **Heteroclytomorpha** Blanchard

Heteroclytomorpha Blanchard, Voy. Pôle Sud., Zool. 4: 277, 1853.

"Body moderately elongate, a little pisciform. Head short. Labrum broad; mandibles short, terminating in an obtuse tooth. Maxillary palpi with last segment oval, pointed. Labium enlarged, with mentum rounded and palpi of same form as maxillary palpi. Antennae filiform, longer than body, first segment oval, sinuate as in *Tmesisternus*. Prothorax short, broad, dentate at sides. Elytra rather broad, with humeri obtuse and apices truncate, external angle prolonged into a broad point. Legs rather long, femora slightly enlarged." (A translation of the original description.)

Genotype: *H. quadrimotata* Blanchard, by original designation and monotypy.

Heteroclytomorpha singularis Breuning, Festschr. E. Strand 5: 161, 1939.

"Elongate, antennae rather slender, somewhat longer than body, beneath fringed, scape rather short, apically extremely strongly thickened, basal half coarsely punctate and grooved, on apical half sparsely, finely punctate, third much longer than fourth, three-quarters longer than first; antennal tubercles weak, widely separated, eyes coarsely faceted, lower lobes strongly transverse, somewhat longer than genae, front three times as broad as high, head very densely, coarsely punctate throughout, punctures in part

coalescent. Pronotum more than twice as broad as long, feebly convex, very densely, coarsely punctate, especially on a median vitta, punctures laterally coalescing to form rugosities, base three lobed, lateral spine long, conical, closer to base and hooked, the hook directed upwards; each side also a large conical lower tubercle near front margin and a similar one laterally more above. Scutellum twice as broad as long, apex rounded. Elytra elongate, convex, slightly constricted from humeri, apices very broadly, but only very feebly, emarginate, with rounded lateral angle, in entire aspect very densely, coarsely punctate (punctures even apically scarcely finer); humeri very densely granulate; sides of breast not densely, rather finely punctate. Mesosternal process anteriorly deeply hollowed out, in order to receive the hind tubercle of prosternal process, but not bilobed. Dark brown, finely yellowish-gray tomentose, this tomentum denser on antennae from third segment, upper surface covered starlike with ochraceous, rather small spots (the tomentation of the several examples before me is badly rubbed). Length 22.5 mm; width 8.5 mm. Type from Fiji Islands: Levu, Mt. Korababa, in Imp. Bur. of Ent." (A translation of the original description.)

TRIBE CRINOTARSINI

Head elongate, not retractile, plane between antennae; antennae much longer than body, longer in male, scape not cicatricose, pyriform; eyes subdivided or deeply emarginate; pronotum armed laterally; mesocoxal cavities open; tarsal claws divaricate, mesotibiae sulcate.

KEY TO GENERA

Mesosternum tuberculate anteriorly.....**Sormida**
 Mesosternum anteriorly widened, concave beneath, into which concavity a process of
 the prosternum is inserted.....**Crinotarsus**

Genus *Crinotarsus* Blanchard

Crinotarsus Blanchard, Voy. Pôle Sud., Zool. 4: 275, 1853.

Moderately large, elongate-ovate beetles. Head with vertex declivous; strongly transverse; antennal tubercles feeble, widely separated; eyes subdivided, lower lobe strongly transverse; gena nearly wanting. Pronotum elongate in male, transverse in female; sides with a small tubercle which is directed obliquely cephalad. Scutellum with a rounded lobe on anterior margin. Elytra armed at apex with an acute spine. Pro- and mesosternum elevated, their surfaces on the same plane; mesosternal process strongly excavated anteriorly. Forelegs strongly elongate in male, the rest successively shorter, in female the fore and hind legs are of equal length, the middle ones shorter; femora rather slender, spindle-shaped. Antennae longer than body, twice as long in male; scape clavate, rather elongate; third segment twice length of first; fourth slightly shorter, rest much shorter, the ninth and tenth slightly longer than eighth, eleventh strongly elongate, especially in male. Tarsal claws divaricate, with a short tooth at base.

KEY TO SPECIES

Elytra with apices acute, not spined nor toothed; front with median line carinate,
 elevated only below; elytra with only four elevated lines each.....**C. plagiatus**
 Elytra with apices separately rounded, with a claw-like spine at tip; front with a
 crest-like median line; elytra each with eight elevated lines.....**C. sulcatus**

Crinotarsus plagiatus Blanchard, Voy. Pôle Sud., Zool. 4: 276, pl. 16, fig. 10, 1853.

Male. Elongate-ovate, rather robust, subdepressed; mahogany brown, elytra paler, shining, irregularly covered with dull gray pubescence. Head broadly glabrous medially and with a glabrous line behind each eye; front densely covered with yellow pubescence, with only a few points glabrous. Pronotum with the median line and a short line each side of middle anteriorly, glabrous, rest of surface dingy-gray pubescent, minutely variegated with dull reddish ochraceous. Scutellum dingy gray, except for a narrow, straight, median, glabrous vitta. Elytra each with four vittae and the suture glabrous, the interspaces each very finely, vaguely glabrous medially; behind scutellum with a common, triangular, glabrous area, bifurcate at apex, darker than rest of discal surface. Body beneath each side broadly gray and ochraceous pubescent, interspersed with coarse, glabrous punctures.

Head with a number of moderate-sized punctures between eyes; the median sulcus pronounced; front with median line feebly carinate, elevated a little more strongly below, entire surface with scattered, rather coarse punctures. Pronotum not so long as wide; sides parallel to middle where there is a small tubercle, thence irregularly narrowed; apically deeply emarginate; basal sulcus distinct, deep, apical one feeble, obsolete medially; disk with a broad, slightly elevated median line, with another feeble elevation each side on apical half, rest of surface coarsely punctate. Elytra strongly tapering to apex; apices broadly angulate, subacute, unarmed; disk each with four costae, base with a few rather fine granules, and rather sparingly punctate, the punctures almost attaining apex except on the costae. Fifth sternite one-half again as long as fourth, its apex squarely truncate. Antennae more than twice length of body, beneath with a fine, sparse fringe to apex of sixth segment; scape slightly surpassing apex of pronotum, robust, clavate apically; third segment twice length of first, irregularly flexuose; fourth one-fifth shorter than third, rest much shorter, except the extremely elongate eleventh.

Length, 20 mm.; width, 5.4 mm.

Fiji Islands: without further locality, ex coll. Mneszech, 1 male (ANSP).

Blanchard, in his original description, points out only four elevated glabrous lines on each elytron and describes the elytral apices as acute, failing to mention any tooth such as is present in *C. sulcatus*. Moreover, the common macula of the elytra as described by Blanchard pertains more accurately to the present form.

Crinotarsus sulcatus Breuning, K. Sven. vet.-akad., Ark. Zool. 39 (A 6): 53, 1948. (See figure 9, a.)

Crinotarsus plagiatus Lacordaire (non Blanchard), Gen. Col., atlas, pl. 101, fig. 5, 1872.

Male. Elongate-ovate, rather robust, subdepressed; mahogany brown, elytra paler, shining, irregularly covered with short, very sparse, hoary pubescence, leaving extensive areas glabrous, and with dense, yellowish or whitish markings as follows: head with eye margined, above each side with two vittae or maculae behind eye; front with six to nine irregular maculae each side of middle. Pronotum finely reticularly maculate in a broad area each side of disk. Scutellum margined. Elytra each with five pubescent vittae (including that on side), each of which is subdivided by a tapering glabrous line, only the sutural and lateral vittae attaining apex, at base well behind scutellum an irregularly triangular, glabrous, common area, expanded at base, interrupting the vittae and somewhat darker in color than rest of disk. Body beneath each side broadly reticularly irrorate.

Head above nearly smooth, except for median sulcus and a patch of punctures each side; front with median line strongly elevated, a few scattered punctures each side. Pronotum feebly longer than wide; sides subparallel to middle where there is a small, acute tubercle, then strongly tapering to apex; apex deeply emarginate; apical sulcus obsolete medially, basal one obsolete laterally; disk with a broad, feebly elevated median line, rest of surface obsolete punctate. Elytra strongly tapering to apex; apices separately narrowly rounded, with a short, acute spine at tip, bent somewhat mesad; each disk with eight elevated lines, four of which are flattened, base rather densely punctate and subasperate, the punctures continued to apex on the flattened glabrous lines but not on the rounded ones. Prosternum produced posteriorly, then vertically descending; mesosternal process with anterior face strongly excavated, its surface forming a plane with that of prosternum; fifth sternite much longer than fourth, tapering, its apex broadly, feebly emarginate. Forelegs strongly elongate. Antennae more than twice as long as body, beneath with a short, not very dense fringe to apex of seventh segment; scape attaining apical quarter of pronotum, robust, clavate apically; third segment twice as long as first, irregularly flexuose; fourth one-fifth shorter than third, rest much shorter, except eleventh which is strongly elongate and slightly arcuate.

Female. More robust; pronotum transverse; elytra with sides arcuate; forelegs not elongate; fifth sternite longer than third and fourth together, its apex distinctly emarginate; antennae only one-half again as long as body, the eleventh segment only slightly longer than tenth.

Length, 16 to 24 mm.; width, 4.5 to 6.2 mm.

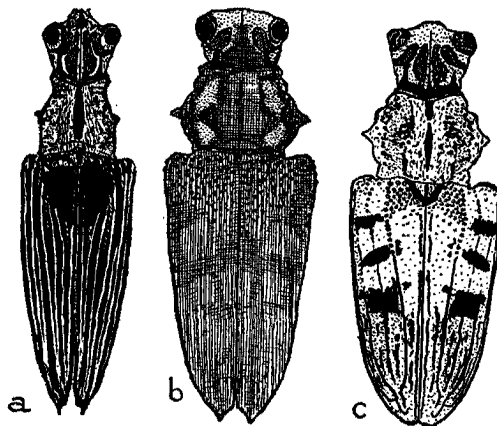


FIGURE 9.—a, *Crinotarsus sulcatus*; b, *Sormida maculicollis*; c, *S. cinerea*.

Viti Levu: Tholo-i-Suva, July 25-27, 1938, 2 females, Zimmerman; Nandala, near Nandarivatu, June 1941, 1 female, Degener; Lami Quarry, near Suva, July 24, 1938, beating shrubs, 1 male, Zimmerman.

Ovalau: Thawathi, July 16, 1938, alt. 800 ft., dead branches, 1 female, Zimmerman.

This species is quite readily distinguished from *C. plagiatus* Blanchard by the fact that each elytron possesses eight elevated lines, by the apex having a clawlike tooth, and by the different pronotal maculation.

Genus *Sormida* Gahan*Sormida* Gahan, Ann. Mag. Nat. Hist., VI, 1: 193, 1888.

Moderately large or large, elongate-ovate. Head with vertex declivous; front transverse; antennal tubercles feeble, widely separated; eyes deeply emarginate, lower lobe transverse; gena very short. Pronotum transverse, sides strongly tuberculate medially; apex strongly emarginate. Scutellum transverse. Elytra attenuate in male, in female slightly widened behind middle; apex subtruncate at suture, strongly dentate at tip; disk granulate at base. Pro- and mesosternum tuberculate. Forelegs elongate in male, legs subequal in female; femora elongate, cylindrical. Antennae in male about twice length of body, slightly longer than body in female; scape clavate, attaining apical quarter of pronotum; third segment twice length of first; rest shorter, except eleventh which is very elongate.

KEY TO SPECIES

- Elytra grayish-fulvous pubescent, the pubescence denser in irregular patches, without glabrous maculae or vittae.....*S. maculicollis*
 Elytra gray pubescent, with several irregular, glabrous maculae and three or four narrow glabrous vittae.....*S. cinerea*

Sormida maculicollis Thomson, Syst. Ceramb., 546, 1865 (fig. 9, *b*).

Male. Elongate-oval, rather slender, convex; head and pronotum piceous; elytra dark reddish brown; covered with moderately dense, grayish-fulvous pubescence which on the elytra is somewhat denser in irregular patches, and with ochraceous pubescent markings as follows: front entirely ochraceous pubescent. Pronotum with two elongate maculae either side above lateral tubercles, these sometimes more or less confluent forming a longitudinal vitta. Body beneath, legs, and antennae dark reddish brown to piceous, covered with grayish-fulvous pubescence; sterna and sternites laterally broadly ochraceous pubescent.

Head above and front minutely punctate, with coarse deep punctures interspersed; antennal tubercles widely separated, feeble. Pronotum transverse; base distinctly wider than apex, which is emarginate medially; sides strongly tubercled at middle; surface coarsely punctate, frequently somewhat rugose. Scutellum transverse; sides straight, oblique; apex truncate. Elytra rather strongly attenuate to apices, which are obliquely truncate at suture, tip bluntly toothed; disk basally granulate, to middle coarsely punctate, thence to apex punctures somewhat finer but still distinct. Prosternum at angle between procoxae with a large tubercle and angulated laterally (angle fitting into procoxae); mesosternum with a distinct tubercle at angle and apex angled to fit into meso-coxae; fifth sternite about as long as third and fourth together, narrowed apically, apical margin subtruncate; entire undersurface coarsely but not densely punctate. Protarsi heavily fringed. Antennae at least twice body length; scape reaching to apical quarter of pronotum, rugosely punctate on basal half, very finely so on apical half; third segment nearly twice length of scape, fourth shorter than third, fifth and remaining segments gradually shorter, except eleventh which is elongate; fimbriate beneath from third through fifth.

Female. More robust; elytra less attenuate; fifth sternite much longer than third and fourth together, apex emarginate; antennae one and one-third times body length.

Length, 12 to 17 mm.; width, 3 to 5.5 mm.

Viti Levu: Belt Road, 15-18 miles west of Suva, July 22, 1938, beating shrubs and dead branches, 3 males, 1 female, Zimmerman; Colo-i-Suva, June

29, 1924, 1 female, Bryan; Tholo-i-Suva, July 21, 1938, beating, 3 males, 1 female, Zimmerman; Lami Quarry, near Suva, July 24, 1938, beating shrubs, alt. 10-250 ft., 1 male, Zimmerman.

Ovalau: Thawathi, July 12, 1938, alt. 600-900 ft., beating, 1 female, Zimmerman; Wainiloka, July 11, 1938, beating, alt. 200 ft., 1 female, Zimmerman.

Moala: no locality data, July 13, 1924, 1 male, Bryan.

Fiji Islands: no locality data (one compared to type), 2 females (ANSP).

Sormida cinerea, new species (fig. 9, *c*).

Male. Elongate-ovate, rather robust, convex; dark reddish brown or piceous, elytra paler; densely gray pubescent and with a few ochraceous markings, both pubescences arranged as follows: Head above and front thinly gray pubescent with scattered irregular markings of ochraceous. Pronotum with disk having four vittae (two either side of middle), the middle ones gray, the lateral ones ochraceous, separated by narrow, glabrous lines. Scutellum ochraceous medially, with a glabrous line at middle. Elytra gray pubescent, each with four or five narrow glabrous longitudinal lines, not usually attaining apex and the first and third usually joined at their distal ends; disk each side with two or three glabrous, more or less transverse maculae, one just behind humerus, one at middle, sometimes a narrower one between these two. Beneath dark reddish brown or piceous, densely gray tomentose, with very small dark round glabrous maculae (formed by large punctures). Legs and antennae dark reddish brown or piceous, antennae paler apically; both gray pubescent.

Head above deeply, narrowly sulcate, this continued on front to clypeus; antennal tubercles feeble, very widely separated; surface finely, densely punctate with scattered coarse, deep punctures. Pronotum feebly transverse; base distinctly wider than apex; apical margin emarginate medially; laterally with a large tubercle which is slightly behind middle and ends in a large tooth which is directed slightly upward; just in front of this tubercle is a much smaller one which is simply rounded; median line smooth; disk coarsely, irregularly punctate. Scutellum very transverse; sides straight, feebly oblique; apex subtruncate. Elytra distinctly attenuate, apices each somewhat narrowly rounded, obliquely truncate at suture, bluntly dentate at tip; disk with basal quarter granulate; thence to apex with punctures, becoming somewhat finer apically; each elytron with four or five distinct costae (the glabrous vittae). Prosternal process moderately wide, tubercled at angle, laterally angled and fitted into procoxae; mesosternal process wide, with a distinct rounded tubercle at angle, subtruncate at apex; fifth sternite longer than fourth, narrower at apex, margin truncate; entire undersurface sparsely, coarsely punctate. Forelegs longest, protibiae densely fringed. Antennae more than twice body length; scape reaching nearly to middle of pronotum, strongly clavate apically, basal half rugosely punctate, apical half finely punctate; third segment more than twice length of scape, finely densely punctate; fourth distinctly shorter than third, fifth much shorter than fourth; remaining segments subequal, except ninth which is longer, tenth longer than ninth and eleventh much longer than third; heavily fimbriate on third and fourth segments ventrally.

Female. More robust; elytra less tapering; front legs not longer; protarsi not fringed; antennae about one-half longer than body, segments much shorter; fifth sternite longer than second, third, and fourth, emarginate at apex.

Viti Levu: Navai Mill, near Nandarivatu, Sept. 13, 1938, alt. 2,400 ft., 1 male, 1 female, Kondo and Sept. 15, 1938, alt. 2,300 ft., 1 male, 1 female, Zimmerman; Nandarivatu, Nandala, Feb. 1941, 1 male, Degener.

TRIBE NIPHONINI

Head more or less retractile; front rectangular or nearly so, convex, transverse; vertex more or less concave; eyes deeply emarginate or subdivided; antennae subequal to body in length, scape not cicatricose; mesocoxal cavities open to the mesepimera laterally; mesotibiae not sulcate nor strongly emarginate exteriorly, at most with a broad, indistinct emargination; tarsal claws divergent.

KEY TO GENERA

Eyes subdivided; pronotum each side with two teeth at apex.....**Prosoplus**
 Eyes deeply emarginate; pronotum laterally unarmed.....**Pterolophia**

Genus *Prosoplus* Blanchard

Prosoplus Blanchard, Voy. Pôle Sud., Zool. 4: 290, 1853.

Elongate-oblong, robust, convex. Head with front transverse, slightly narrowed below eyes, plane; eye subdivided, lower lobe about as high as gena; antennal tubercles slightly prominent, well-separated, vertex broadly concave between them. Pronotum transverse, base distinctly wider than apex, sides strongly arcuate, armed with two teeth each side at apex. Scutellum strongly transverse, broadly rounded. Elytra gradually attenuate apically, apices separately rounded; disk granulate-punctate at base; humeri rounded, prominent. Prosternum widened posteriorly, abruptly declivous behind; mesosternum abruptly declivous anteriorly, strongly, broadly tuberculate. Legs short, front ones longest; femora robust, clavate. Antennae shorter than body; scape slightly surpassing apex of pronotum, clavate; third segment longer than scape, slightly arcuate; fourth longer than third; from fifth strongly shortened.

Prosoplus ochreosparsus Breuning, Festschr. E. Strand, 4: 349, 1938.

Prosoplus latus Breuning, Festschr. E. Strand, 5: 197, 1939.

Male. Broadly oblong; robust, convex; dark reddish brown to piceous; with moderately dense, variegated brown and gray and white to ochraceous pubescence. Head with a vitta beginning at occiput and becoming much wider on vertex of whitish to ochraceous pubescence; front with either of same pubescences predominating. Elytra with numerous white to ochraceous, minute, irregular maculae, these somewhat coalescent on base and sometimes behind middle laterally forming an indistinct band; entire surface with a white seta in each puncture. Beneath as above, the ochraceous or whitish pubescence much more predominant. Legs piceous, gray-brown pubescent, with scattered white setae, the dorsal surface somewhat ochraceous. Antennae piceous with same variegated pubescence as on body.

Head above very finely punctate, with scattered coarser punctures; vertex with a V-shaped depression, coarsely punctate; antennal tubercles feeble, widely separated; front transverse, coarsely, sparsely punctate; eye with lower lobe feebly transverse, slightly higher than gena. Pronotum transverse; base much wider than apex, sides arcuate; disk with median line smooth, sides rugosely punctate and near apex with a large tumescence which is rugose, below tumescence two teeth, the more apical one slightly smaller and placed on the apical margin. Scutellum transverse. Elytra feebly attenuate; apices each broadly rounded; extreme base and humeri granulate, thence to middle coarsely punctate, to apex the punctures becoming somewhat finer. Prosternum with a small tubercle anterior and slightly lateral to procoxae, angle widened and tubercled; mesosternum strongly tuberculate at angle, process emarginate at apex; fifth sternite shorter than third and fourth together, feebly emarginate on margin. Forelegs slightly longer than rest; pro-

coxae very strongly uncate laterally; profemora robust, clavate, finely rugose and finely granulate as are protibiae; protarsi dilated. Antennae slightly longer than body; scape feebly clavate, reaching beyond apex of pronotum, finely, densely punctate; third segment distinctly longer than scape but shorter than fourth; fifth and remaining segments much shorter; eleventh very slightly longer than tenth; fimbriate beneath nearly entire length, and with scattered hairs dorsally.

Female. More robust, slightly widened behind middle of elytra; procoxae not uncate; protibiae and profemora very minutely rugose, not granulate; antennae as long as body; fifth sternite longer than third and fourth together, medially at apex triangularly impressed.

Length, 10 to 14 mm.; width, 4 to 5.7 mm.

Moala: Naro, Aug. 24, 25, 1938, alt. 0-800 ft., beating shrubs, 6 specimens, Zimmerman and Kondo; Vunuka [Vunuku], Aug. 23, 1938, rotten logs, alt. 100 ft., 8 specimens, Zimmerman and Kondo.

Viti Levu: Nandronga, Momi, Nov. 5, 1937, beating, 1 specimen, Valentine; Nandronga, Singatoka, Nov. 4, 5, 1937, beating *Sophora*, 4 specimens, Valentine; Tailevu, Waito, Sept. 20, 1937, beating, 1 specimen, Valentine; Tailevu, Naivithula, Aug. 13, 1937, 1 specimen, Valentine; Tailevu, Korovou, Aug. 3, Sept. 15, 1937, at light and on *Citrus*, 3 specimens, Valentine.

Ovalau: Without locality, Oct. 19, 1924, 1 specimen, Bryan; Thawathi, July 12, 1938, beating, alt. 600-960 ft., 1 specimen, Zimmerman; Levuka, Nov. 11, 1937, 1 specimen, Valentine.

Lau Islands: Without locality data, Sept. 12, 1924, 1 specimen, Bryan. Wailangilala, Sept. 29, 1924, 4 specimens, Bryan. Munia, Aug. 3, 1938, beating shrubs, alt. 800-900 ft., 1 specimen, Zimmerman. Vanua Mbalavu: Loma Loma, Aug. 5, 1938, alt. 200-500 ft., beating shrubs, 1 specimen, Zimmerman. Ongea, July 18, 1924, 1 specimen, Bryan.

Taveuni: Qacabula, Nov. 12, 1937, 1 specimen, Valentine.

Genus *Pterolophia* Newman

Pterolophia Newman, Entomologist 1: 370, 1842.

Elongate-ovate, robust, convex. Head with front transverse, slightly widened below eyes; eyes deeply emarginate, lower lobe subequal to genae in height, vertical; antennal tubercles slightly prominent, widely separated; vertex feebly concave between them but deeply transversely impressed behind them. Pronotum transverse, base wider than apex, sides arcuate, unarmed; disk simply punctate. Scutellum transverse, sides and apex broadly rounded. Elytra slightly widened at middle, apices narrowly rounded, the sutural truncatures oblique; disk simply punctate. Prosternum simply rounded, not angulate; mesosternal process unarmed, not angulate laterally. Legs short, subequal, slightly robust, clavate. Antennae as long or slightly longer than body; scape cylindrical, slightly surpassing apex of pronotum; third segment slightly longer than scape; fourth a little shorter than third, rest gradually shorter.

KEY TO SPECIES

1. Elytra streaked with dull fulvous and fuscous on basal two-thirds.....*P. thawathi*
- Elytra not streaked or only with fuscous..... 2

2. Elytra from basal quarter to apical quarter with a broad fuscous vitta laterally, wider behind *P. tholo*
 Elytra not fuscous laterally..... 3
3. Elytra each with a curved pale vitta from humerus, usually reaching to suture at basal third, forming a pale semicircle with its mate on the opposite elytron.....
 *P. singatoka*
 Elytra without a common semicircular mark at base..... 4
4. Elytra with fuscous vittae on disk..... *P. ongea*
 Elytra without fuscous vittae on disk..... *P. vitiensis*




FIGURE 10.—a, *Pterolophia thawathi*; b, *P. tholo*; c, *P. singatoka*; d, *P. vitiensis*; e, *P. ongea*.

***Pterolophia thawathi*, new species (fig. 10, a).**

Male. Elongate-ovate, robust; dark reddish brown, densely covered with ashy-gray and fuscous pubescence. Pronotum often with a pale vitta each side of middle at base. Elytra on basal two-thirds irregularly streaked with dull fulvous and fuscous, towards suture the streaking disappearing, often replaced there with pale ashy gray; mesad of middle of disk at apical third an elongate pale gray macula, which sometimes becomes an oblique line, behind and laterad of this macula is another smaller pale one; suture more or less checkered with fuscous and ashy, towards apex sometimes with one or two rounded or lunate, common, dark maculae. Body beneath and legs dark reddish brown, densely ashy-gray pubescent; tibiae each with two dark maculae or annulae on lateral face. Antennae fuscous pubescent, more or less mottled with ashy, segments annulate apically (and narrowly at base beginning with fifth) with ashy.

Head above and on front finely, rather sparsely punctate; eye with lower lobe about as high as gena. Pronotum strongly transverse; sides broadly rounded, apex narrower than base; disk irregularly, rather densely, finely punctate. Elytra with sides broadly rounded to apex; apices separately sub-acutely angled, unarmed; disk coarsely, densely punctate, punctures only slightly finer apically. Pro- and mesosternum simple; fifth sternite one-quarter longer than fourth, apex broadly arcuate. Antennae not quite so long as body, not fringed beneath; scape subcylindrical, robust, slightly surpassing pronotal apex; third more than one-half longer than first, fourth slightly longer than first, rest gradually shorter.

Female. As male but antennae distinctly shorter than body and fifth sternite as long as third and fourth together, medially distinctly sulcate, apex squarely truncate.

Length, 4.5 to 7 mm.; width, 2 to 2.4 mm.

Ovalau: Thawathi, alt. 800 ft., July 16, 1938, on dead branches, holotype female, Zimmerman.

Moala: Naroi, Aug. 25, 1938, beating shrubs, allotype male, 4 paratypes; Vanuka [Vunuku], alt. 100 ft., July 23, 1938, rotten logs, 1 paratype; Ketira, July 23, 1938, beating shrubs, 1 paratype. All collected by Zimmerman.

Lau Islands: Without locality, Aug. 3, 31, 1924, 2 paratypes, Bryan. Vanua Mbalavu, Loma Loma, Aug. 5, 9, 1938, 3 paratypes, Zimmerman.

Viti Levu: Tailevu, Korovou, July 23, Aug. 18, 1937, 2 paratypes, Valentine; Colo-i-Suva, July 24, 1924, 1 paratype, Bryan; Tholo-i-Suva, July 27, 1938, beating, 1 paratype, Zimmerman; Tailevu, Londoni, Aug. 29, 1937, 1 paratype, Valentine; Singatoka, Nov. 5, 1937, 1 paratype, Valentine; ridge west of Nandarivatu, Sept. 9, 1938, alt. 2,600-3,000 ft., beating shrubs, 1 paratype, Zimmerman.

Pterolophia tholo, new species (fig. 10, *b*).

Male. Elongate-ovate, robust, convex; dark to medium reddish brown, elytra usually slightly paler, with variegated, ashy-gray, fuscous, and pale fulvous pubescence. Pronotum with a large, indistinct, rounded, dark macula. Scutellum dark-brown pubescent, laterally very narrowly ashy pubescent. Elytra laterally each with a large, arcuate, grayish-brown to gray-fulvous macula, the sutural margin of it narrowly margined with white or whitish pubescence, and between this and the macula itself a fuscous macula which varies in width; on apical third of elytra an irregular, common, oval macula in which the whitish pubescence predominates, this usually attaining apex. Beneath dark reddish brown, first two segments of abdomen sometimes paler; rather thinly clothed with gray pubescence, last three sternites with fuscous and fulvous pubescence. Antennae and legs medium reddish brown; antennae with mottled fuscous and fulvous pubescence; legs thinly fulvous pubescent, tibiae with two rather broad, indistinct fasciae of fuscous.

Head above and front coarsely punctate; genae finely alutaceous; antennal tubercles feeble, well separated. Pronotum transverse; base feebly wider than apex; sides moderately arcuate; apical sulcus wide, shallow, feebly curved medially; disk coarsely, regularly punctate. Scutellum transverse, sides and apex broadly arcuate. Elytra with sides nearly parallel to apical third, then rather strongly attenuate; apices at suture obliquely truncate; disk coarsely punctate, punctures finer to apex. Pro- and mesosternum simple; fifth sternite at apex subtruncate or broadly arcuate. Antennae not quite as long as body; scape nearly cylindrical, robust, surpassing apex of pronotum; third segment distinctly longer than scape, remaining segments gradually shorter, eleventh slightly longer than tenth.

Female. More robust than male; fifth sternite medially with a longitudinal impressed line; apex broadly emarginate; antennae distinctly shorter than body. The markings on the elytra are more definite in the female than in the male.

Length, 4.7 to 7.3 mm.; width, 1.6 to 2 mm.

Viti Levu: Tholo-i-Suva, July 27, 1938, holotype male, 1 paratype, Zimmerman; Singatoka, Nov. 5, 1937, beating, allotype female, Valentine; Navai Mill, near Nandarivatu, Sept. 15, 17, 1938, alt. 2,500 ft., beating, 2 paratypes, Zimmerman; Tailevu, Korovou, Aug., Sept. 1937, at light and on mangrove, 4 paratypes, Valentine; Colo-i-Suva, June 29, 1924, 1 paratype, Bryan; Belt Road, 16 miles west of Suva, July 27-29, 1938, beating shrubs, 2 paratypes, Zimmerman; Tailevu, Londoni, Aug. 29, 1937, 1 paratype, Valentine; Tailevu, Naivithula, Aug. 20, 1937, 1 paratype, Valentine; ridge west of Nanda-

rivatu, Sept. 11, 1938, alt. 2,800 ft., beating shrubbery, 1 paratype, Zimmerman.

Matuku: Without locality data, July 5, 1924, 2 paratypes, Bryan.

Ovalau: Thawathi, July 12, 1938, alt. 600-900 ft., beating, 4 paratypes, Zimmerman; Wainiloka, Sept. 27, 1927, 1 paratype, Valentine; Andubangda, July 18, 1938, alt. 1,000-1,500 ft., beating, 1 paratype, Zimmerman.

Lau Islands: Fulanga, Aug. 8, 1924, 1 paratype, Bryan.

Moala: Vunuku, Aug. 23, 1938, alt. 100 ft., beating shrubs and in rotten log, 2 paratypes, Zimmerman; one mile west of Naroi, Aug. 25, 1938, alt. 0-500 ft., beating shrubs, 1 paratype, Zimmerman.

Pterolophia singatoka, new species (fig. 10, c).

As in *P. tholo* but with the narrow pale margin of lateral dark macula of elytra shortened, reaching only to basal third, somewhat widened posteriorly and on occasion even attaining suture; the lateral dark macula is indefinite as is the common pale macula at apical quarter; sometimes the thorax has a narrow, distinct, pale vitta either side of middle.

Length, 4.5 to 11.5 mm.; width, 1.7 to 2.3 mm.

Viti Levu: Singatoka, Nandronga, Nov. 5, 1937, holotype male, Valentine; ridge west of Nandarivatu, Sept. 9, 1938, alt. 2,000-3,000 ft., beating shrubbery, allotype female, Zimmerman; Colo-i-Suva, June 20, 1924, 1 paratype, Bryan; Tholo-i-Suva, Dec. 27, 1938, beating, 1 paratype, Zimmerman; Tailevu, Korovou, Aug. 3, 1937, *Citrus*, 1 paratype, Valentine; Belt Road, 15 miles west of Suva, July 22, 1938, alt. 250 ft., beating dead branches, 1 paratype, Zimmerman.

Pterolophia vitiensis, new species (fig. 10, d).

Male. Elongate-ovate, robust; dark reddish brown, densely covered with dull ashy-brown pubescence, irregularly variegated, especially on base of elytra and sides of pronotum, with ashy gray. Head with front and occiput ashy gray. Pronotum occasionally with an indistinct ashy-gray vitta halfway between middle and side near base. Scutellum fuscous. Elytra with an ovate area of ashy gray on apical third, common to both elytra, enclosing one or two common, transverse, fuscous crescents and irregularly mottled with brownish or fuscous, sometimes preceded by an oblique whitish line or by several small, whitish maculae; in extreme variants there is a sharply defined basal ashy-gray area as well. Body beneath and legs dull ashy-gray pubescent, mottled with brownish. Antennae reddish brown, heavily mottled with ashy gray.

Head above and on front densely, finely punctate; eye with lower lobe not quite as high as gena. Pronotum strongly transverse; sides rounded, widest cephalad of middle, apex narrower than base; disk irregularly, rather densely, finely punctate. Elytra with sides broadly rounded to apex; apices separately, subacutely angled, unarmed; disk coarsely, rather densely, not seriatly punctate, punctures less distinct apically but not much finer. Pro- and mesosternum simple; fifth sternite one-half longer than fourth, not impressed. Antennae feebly longer than body, unfringed beneath; scape cylindrical, robust, slightly surpassing pronotal apex; third feebly longer than first, one-quarter longer than fourth, rest gradually shorter.

Female. Very similar to male but antennae a little shorter than body and fifth sternite longer than third and fourth together, deeply grooved medially (the male apparently is medially grooved at times, too).

Length, 3 to 7 mm.; width, 1.7 mm.

Viti Levu: Belt Road, 15 miles west of Suva, July 22, 1938, beating dead branches, holotype male, allotype female, one paratype, Zimmerman; Tholoi-Suva, July 27, 1938, 3 paratypes, Zimmerman; Tailevu, Londoni, Aug. 29, 1937, 1 paratype, Valentine; Tailevu, Naivithula, Sept. 2, 1937, 1 paratype, Valentine; Tailevu, Korovou, Aug. 3, Sept. 14, 1937, 4 paratypes, Valentine; Singatoka, Nov. 5, 1937, beating, 2 paratypes, Valentine; Colo-i-Suva, June 20, 1924, 3 paratypes, Bryan; Nandarivatu, Oct. 20, 1937, 1 paratype, Valentine and Sept. 1, 1938, 1 paratype, Zimmerman; Navai Mill, near Nandarivatu, Sept. 17, 1938, alt. 2,500 ft., 2 paratypes, Zimmerman; ridge west of Nandarivatu, Sept. 9, 1938, alt. 2,000-3,000 ft., 3 paratypes, Zimmerman; Singatoka, Nov. 4, 1937, 1 paratype, Valentine; Lami Quarry, near Suva, July 21, 1938, beating shrubs, 1 paratype, Zimmerman.

Ovalau: Thawathi, July 12-16, 1938, beating, 4 paratypes, Zimmerman; Andubangda, Aug. 11, 1938, 1 paratype, Zimmerman; Wainiloka, Sept. 27, 1937, dead branches, 1 paratype, Valentine.

Moala: Vanuka [Vunuku], Aug. 23, 1938, rotten logs, 4 paratypes, Kondo and Zimmerman.

Lau Islands: Vanua Mbalavu, Loma Loma, Aug. 5, 1938, 3 paratypes, Zimmerman; Vanua Mbalavu, Mvana, Aug. 9, 1938, 2 paratypes, Zimmerman. Fulanga, Aug. 6, 1924, 2 paratypes, Bryan. Ongea, Aug. 2, 1924, 2 paratypes, Bryan. Tuvutha, Sept. 1, 1924, 1 paratype, Bryan. Oneata: Dakuiloa, Aug. 21, 1938, beating shrubs, 1 paratype, Zimmerman.

***Pterolophia ongea*, new species (fig. 10, *e*).**

Male. Elongate-ovate, robust; piceous, rather densely covered with variegated brown and pale fulvous pubescence. Scutellum dark brown pubescent, narrowly margined along sides with pale fulvous. Elytra each with several irregular, indistinct, narrow, fuscous vittae, the one from humerus nearly attaining apex of elytra; each on apical third with a narrow lunate fascia from middle of disk, joining the other at suture. Beneath dark to medium reddish brown, covered with mottled dark brown and pale fulvous pubescence. Legs and antennae dark reddish brown, covered with same pubescence as underside of body.

Head above densely, finely punctate, with scattered coarser punctures; vertex broadly, shallowly sulcate; front with surface as in head above; transverse, sides somewhat narrowed below eyes; genae about as high as lower lobe of eye; antennal tubercles widely separated. Pronotum transverse, apex narrower than base; sides broadly arcuate; disk moderately punctate. Elytra with sides broadly rounded to apex; apices separately subacutely angled, unarmed; disk coarsely, densely punctate, the punctures not seriate as in others of this group; base not finely granulate. Pro- and mesosternum simple; fifth sternite at apex broadly retuse. Antennae slightly shorter than body; feebly fimbriate ventrally; scape subcylindrical, robust, slightly surpassing pronotal apex; third segment about one-half longer than scape, fourth slightly longer than scape; remaining segments gradually shorter.

Length, 7 to 8 mm.; width, 2.5 to 3 mm.

Lau Islands: Ongea, July 12, 1924, holotype male, Bryan.

Viti Levu: Ridge west of Nandarivatu, Sept. 9, 1938, alt. 2,600-3,000 ft., shrubbery, 1 paratype, Zimmerman.

TRIBE APOMECCYNINI

Front rectangular, vertex concave; eyes emarginate or divided; antennae usually not longer than body; prothorax cylindrical, unarmed; elytra narrow, parallel; mesosternal process simple; mesocoxal cavities open externally; mesotibiae emarginate before apex; tarsal claws divergent.

Genus *Ropica* Pascoe

Ropica Pascoe, Ent. Soc. London, Trans. II, 4: 247, 1857.

Head with front higher than wide, convex; vertex shallowly concave; eyes divided, lobes not greatly separated. Antennae slightly longer than body; scape, third, and fourth segments subequal in length; prothorax transverse, sides arcuate. Elytra with sides widened behind middle; apices separately rounded or subobtusate. Mesosternal process narrow and simple.

Ropica vitiana Breuning, Festschr. E. Strand 5: 230, 1939.

"Close to *hebridarum* Breuning, but: Smaller, narrower, and less convex, scape very short, robust, third as long as fourth, lower ocular lobes as long as genae, the entire upperside more coarsely punctate, punctures on elytra more or less seriate. Reddish, dark brown tomentose, three narrow yellow vittae on pronotal disk, of which the middle one is very narrow, elytra densely whitish-yellow marbled in the form of small longish spots, a larger dark brown median macula on side margin which is broad and rounded, approaching suture somewhat behind middle and reaching base on side margin, this macula anteriorly is bounded by a rather broad, whitish-yellow band, which runs from humeri very obliquely to suture, posteriorly bounded by a similar preapical band which inclines from suture feebly towards side. Legs and antennae finely grayish tomentose. Length 2¾ mm.; width 1¼ mm. Fiji Islands: Taveuni, Wanjevo, in Imp. Bur. of Ent." (A translation of the original description.)

Genus *Hippaphesis* Thomson

Hippaphesis Thomson, Syst. Ceramb., 46, 1864.

Hypaphesis Thomson, Fairmaire, Soc. ent. France, Ann. VI, 1: 475, 1881.

"Body robust, convex, quite as in *Oopsis*; front concave; antennae rather strongly longer than body; segments three and four subequal, fifth shorter than rest, remainder slightly shorter, subequal; prothorax subrotund, convex, anteriorly slightly attenuate, sides unarmed; elytra convex, apices subrotund; pro- and mesosternal processes simple; legs rather robust and short; procoxal cavities angulated at sides; tarsi short, broad." (A translation of the original description.)

Type *H. punctata* Thomson, by original designation.

Hippaphesis punctata Thomson, Syst. Ceramb., 46, 1864.

"Black, shining, here and there covered with yellow wool; head sparsely and prothorax coarsely punctate; elytra finely and sparsely punctate, behind middle obsolete longitudinally carinate, body beneath smooth. Length 12 mm., width 4 mm. Fiji Islands."

Genus *Ropicella* Breuning

Ropicella Breuning, Fol. Zool. Hydrobiol. 10: 150, 1940.

"Elongate, antennae fine, somewhat longer than body, beneath fringed, scape short, stout, thickened medially, third distinctly shorter than fourth, longer than first, eleventh apically a little narrowed. Antennal tubercles weak, widely separated; eyes somewhat coarsely faceted, undivided, lower lobe transverse, front broader than high. Pronotum short, transverse, convex, sides regularly rounded and with a fine transverse sulcus apically and basally. Elytra long, convex, at base somewhat broader than pronotum, constricted at apical third, apices rounded; seriatly punctate. Head not retractile. Prosternal process lower than coxae, evenly rounded; mesosternal process anteriorly gradually depressed; mesocoxal cavities closed; legs moderately long, femora slightly clavate, mesotibiae emarginate; claws divergent; antennae throughout with erect hairs. Near *Ropica* Pascoe." (A translation of the original description.)

Genotype: *Ropicella antennalis* Breuning, by original designation.

Ropicella antennalis Breuning, Fol. Zool. Hydrobiol. 10: 150, 1940.

"Lower ocular lobe somewhat shorter than genae; head and pronotum densely, very finely punctate; scutellum broad, five-angled. Elytra throughout densely, very finely punctate. Reddish, straw-yellow tomentose, head, sides of pronotum, and a broad, vague median vitta on pronotum red-brown; on each elytron a broad, red-brown vitta along the entire side margin, toward base narrowed, behind middle a broad transverse band extending to suture. Length 5.5 mm.; width 1.66 mm. Type from Fiji Islands in Paris Museum." (A translation of the original description.)

TRIBE PTERICOPTINI

Front usually transverse, vertex more or less concave; eyes deeply emarginate; antennae slightly shorter or slightly longer than body, scape robust, widest medially, at least attaining apex of pronotum, third and fourth segments usually arcuate; prothorax unarmed, transverse; elytra parallel-sided or widened to behind middle, then arcuate to apices; prosternum and mesosternum usually unarmed; procoxal cavities closed; mesocoxal cavities nearly closed externally; mesotibiae emarginate before apex; tarsal claws divergent.

KEY TO GENERA

- | | |
|--|--------------------|
| 1. Elytra with distinct tubercles or crests on base..... | Cristoopsis |
| Elytra without crests or tubercles on base..... | 2 |
| 2. Elytra granulate-punctate, at least toward base..... | 3 |
| Elytra simply punctate..... | 4 |
| 3. Mesosternum tuberculate, strongly declivous anteriorly..... | Hestimidius |
| Mesosternum simple, gradually declivous anteriorly..... | Similoopsis |
| 4. Antennae with fourth segment as long or longer than third..... | 5 |
| Antennae with third segment longer than fourth..... | 10 |
| 5. Antennae longer than body..... | 6 |
| Antennae as long as body or shorter than it..... | 7 |
| 6. Elytra with apices separately rounded; eye with lower lobe only slightly taller than gena..... | Microopsis |
| Elytra with apices truncate, with a tooth at outer angle; eye with lower lobe much taller than gena..... | Opsidius |

- | | |
|---|---------------------|
| 7. Eye with lower lobe only slightly longer than gena..... | <i>Euoopsis</i> |
| Eye with lower lobe more than twice as tall as gena..... | 8 |
| 8. Pronotum with apical margin straight..... | <i>Gracisybra</i> |
| Pronotum with anterior margin arcuate..... | 9 |
| 9. Elytra with apices broadly emarginately truncate at suture, outer angle dentate..... | <i>Sybra</i> |
| Elytra with apices obliquely truncate at suture, outer angle not dentate..... | <i>Paroopsis</i> |
| 10. Elytra with epipleurae extended well below sides of abdomen..... | <i>Cyrtinoopsis</i> |
| Elytra with epipleurae not extended below sides of abdomen..... | 11 |
| 11. Antennae with third segment strongly expanded apically..... | <i>Gemylyus</i> |
| Antennae with third segment simple..... | 12 |
| 12. Elytra with punctures apically arranged in striae, the intervals convex..... | 13 |
| Elytra with punctures apically arranged in series, the intervals flat..... | 14 |
| 13. Elytra much broader across base than pronotum; pronotum with anterior margin straight..... | <i>Oopsis</i> |
| Elytra scarcely wider than pronotum; pronotum with anterior margin arcuate..... | <i>Sybroides</i> |
| 14. Eye with lower lobe more than twice as tall as gena; elytra at apices obliquely truncate, outer angle obtusely dentate..... | <i>Mimoopsis</i> |
| Eye with lower lobe only slightly taller than gena; elytra with apices together rounded, outer angle ending in a broad process..... | <i>Similosybra</i> |

Genus *Hestimidius* Breuning

Hestimidius Breuning, Festschr. E. Strand 5: 285, 1939.

Neoopsis Breuning, Fol. Zool. Hydrobiol. 11: 154, 1942 (new synonymy).

Moderate-sized; elongate-ovate, convex. Head with front feebly transverse, narrowed above; eye with lower lobe transverse, twice as long as gena. Pronotum strongly transverse, sides irregular, strongly narrowed apically; apical margin arcuate; disk coarsely, sparsely punctate, sides tumid; basal transverse sulcus distinct. Scutellum strongly transverse, twice as wide as long. Elytra gradually attenuate from base; apices nearly squarely truncate, outer angle minutely toothed; disk confusedly granulate-punctate on basal half, thence to apex sparsely, simply, not seriatly punctate to apex. Prosternum slightly produced, strongly declivous posteriorly; mesosternum feebly tuberculate. Legs moderately long, the forelegs shortest; profemora very robust, femora with long flying setae; hind ones nearly reaching apex of abdomen in male. Antennae one-third longer than body; scape short, robust, widest medially, slightly surpassing pronotal apex; third segment nearly straight, fourth strongly arcuate, much longer than third.

Genotype: *Hestimidius humeralis* Breuning, by original designation.

This genus is distinguished from *Oopsis* by the fact that the antennae are two-thirds longer than the body; the pronotum is more strongly transverse; the scutellum is strongly transverse, nearly twice as wide as long; the elytra on the disk at base finely granulate-punctate, punctures not seriate, not in impressed striae; and the antennae have the fourth segment longer than third.

Hestimidius humeralis Breuning, Festschr. E. Strand 5: 285, 1939.

Neoopsis quadrimaculatus Breuning, Fol. Zool. Hydrobiol. 11: 154, 1942.

Male. Elongate-ovate; rather robust; convex; dark reddish brown, bright fulvous pubescent. Head with vertex suffused with deep yellow and pronotum with three short, sometimes indistinct vittae either side of middle which do not attain base or apex (middle

ones widest). Elytra each at basal third with two small, round, deep yellow maculae, placed obliquely and slightly more lateral, the inner one slightly below the lateral; disk with small scattered white maculae which are more or less in rows. Beneath and legs dark reddish brown, clothed with yellowish-gray pubescence. Antennae with basal four segments dark reddish brown, remaining segments paler; thinly clothed with yellowish-gray pubescence.

Head above smooth, vertex with scattered, very coarse punctures; median impressed line from occiput nearly, but not quite, attaining epistoma; front transverse, narrowed distinctly between eyes, coarsely, sparsely punctate; eyes with lower lobe large, more than twice as long as gena; antennal tubercles feeble, widely separated, nearly flat between them. Pronotum strongly transverse, base slightly wider than apex, sides feebly arcuate; apical sulcus feeble but distinct, basal sulcus wide, deep; disk subtuberculate either side of middle as well as laterally, coarsely, sparsely punctate. Scutellum transverse, sides feebly oblique, apex broadly rounded. Elytra with sides nearly parallel to behind middle, thence gradually attenuate to apices, apices narrowed, feebly, obliquely truncate at suture; humeri simply rounded, disk coarsely, rugosely punctate basally, remainder of disk coarsely, but not closely, punctate. Prosternal process widened and slightly produced apically; mesosternum with a broad, rounded tubercle basally, apex truncate; fifth sternite narrowly rounded and deeply, narrowly notched medially. Antennae about one and one-third times body length; scape slightly surpassing the apex of pronotum, gradually clavate from base; third segment arcuate, slightly longer than scape; fourth about one-quarter longer than third; fifth and remaining segments shorter; fimbriate ventrally from third and with upper surface having short, scattered setae.

Female. More robust, slightly widened behind middle; antenna feebly longer than body; fifth sternite broad and rounded at apex.

Length, 9 to 11 mm.; width, 3.5 to 4 mm.

Moala: Naroi, Aug. 24, 1938, alt. 800 ft., 1 specimen, Zimmerman; Ketira, Aug. 23, 1938, beating shrubs, 1 specimen, Zimmerman.

Viti Levu: Nandarivatu, Oct. 20, 1937, dead branches, 1 specimen, Valentine; Tholo-i-Suva, July 25, 27, 1938, alt. 500 ft., beating, 2 specimens, Zimmerman; ridge west of Nandarivatu, Sept. 9, 1938, alt. 2,500-3,000 ft., beating shrubbery, 1 specimen, Zimmerman.

Ovalau: Wainiloka, July 11, 1938, alt. 100-200 ft., beating dead branches, 1 specimen, Zimmerman; Thawathi, July 12, 1938, alt. 600-900 ft., beating, 1 specimen, Zimmerman.

Genus *Cristoopsis*, new genus

Moderate-sized, elongate-ovate, convex. Head with front transverse; eye with lower lobe large, quadrate, more than twice as tall as gena. Pronotum transverse, sides arcuate, apex narrower than base, anterior margin arcuate, disk coarsely, rather sparsely punctate, with apical and basal transverse sulci distinct. Elytra somewhat widened behind middle, thence narrowed to apices; apices obliquely truncate; disk at base with small, elongate crests or tubercles and several smaller ones apically, confusedly punctate on basal quarter, thence seriatly, substriately so to apex. Legs moderate in length, forelegs shorter; profemora very robust; femora on apical half slightly fringed, tibiae heavily so. Antennae shorter than body; scape short, robust, widest medially, attaining apex of pronotum; third and fourth segments slightly arcuate, the latter slightly longer than the preceding one.

Genotype: *Cristoopsis pogea*, new species.

Cristoopsis is distinguished from *Oopsis* primarily by the presence of three crests on the base of each elytron and three near the apical third; the fourth antennal segment is longer than the third; and the femora and tibiae have long fringing setae.

***Cristoopsis pogea*, new species (fig. 11, a).**

Male. Elongate-ovate; rather robust, convex; dark reddish brown, grayish fulvous pubescent. Pronotum medially with two to four irregular, dark-brown maculae. Scutellum dark brown-pubescent, with fulvous vitta medially. Elytra laterally with irregular, dark-brown areas surrounded by paler brown, these areas sometimes forming a broad, irregular, transverse fascia (with anterior margin somewhat oblique) before middle; apical half with small, scattered areas of pale and dark-brown pubescence. Beneath reddish brown, thinly grayish-fulvous pubescent. Legs piceous, tibiae and tarsi somewhat paler, densely grayish-fulvous pubescent, tibiae each with two narrow annulae of dark brown (one near apex and one basally); femora at apex with whitish semierect setae; tibiae on fulvous portions with long hairs, these also on tarsi except claw segment. Antennae with scape and apices of all segments dark reddish brown, the remaining portion much paler; finely fulvous pubescent with scattered erect hairs.

Head above with coarse, sparse punctures, median impressed line distinct; vertex feebly concave; front transverse, sides narrowed above and below the lower margin of eye, surface sparsely, coarsely punctate; eye with lower lobe subquadrate, front margin more than twice as long as anterior margin of gena; antennal tubercles feebly prominent, widely separated. Pronotum distinctly transverse, base wider than apex, sides arcuate; apical sulcus broad, shallow, feebly curved medially, basal one slightly deeper, straight; disk coarsely, but not densely punctate. Scutellum transverse, sides nearly straight, feebly oblique, apex rounded. Elytra slightly widened behind middle, thence rounded to apex; apices separately, rather narrowly rounded, suture obliquely truncate; disk basally with coarse, rather close-set punctures, thence to apex seriatly punctate, each with the following tubercles: two basally, the internal one the larger (behind these a broad oblique sulcus), one at suture on basal third, oblique, apical third with eight or nine small tubercles more or less in longitudinal rows of two or three. Sterna coarsely, sparsely punctate; abdomen very finely punctate. Antennae somewhat shorter than body; scape attaining apex of pronotum, slightly robust, gradually clavate; third segment three-quarters longer than scape, feebly arcuate; fourth slightly longer than third; fifth much shorter; remaining segments gradually shorter; beneath fringed from third segment.

Length, 7.3 to 9 mm.; width, 2.7 to 3.3 mm.

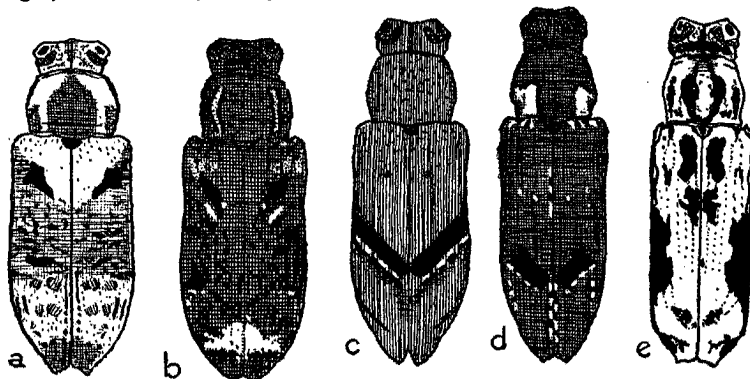


FIGURE 11.—a, *Cristoopsis pogea*; b, *Paroopsis eumilis*; c, *Euoopsis obliquelineatus*; d, *E. fuscofasciatus*; e, *Oopsidius cetus*.

Viti Levu: Tholo-i-Suva, July 25, 1938, alt. 500 ft., beating shrubs, holotype male; July 27, 1938, 1 paratype; ridge west of Vatuthere, Nandarivatu, Sept. 8, 1938, alt. 2,600-3,000 ft., beating; 1 paratype. All collected by Zimmerman.

Genus **Paroopsis**, new genus

Moderate in size, elongate-oblong, convex. Head with front transverse; eye with lower lobe subquadrate, more than twice as tall as gena. Pronotum transverse, sides arcuate, narrowed apically; apical margin feebly arcuate; disk coarsely punctate, transverse sulci distinct. Elytra with sides nearly parallel, thence narrowed to apices, which are obliquely truncate at suture, not dentate at angle; disk with punctures confused on basal quarter, thence seriate to apex. Legs moderate, forelegs shorter; profemora very robust. Antennae slightly shorter than body; scape short, robust, clavate, slightly surpassing pronotal apex; third and fourth segments feebly arcuate, the latter slightly longer than the former.

Genotype: *Paroopsis eumilis*, new species.

This genus is distinguished from *Oopsis* by the punctures not being arranged in impressed striae, and from *Mimopsis* by the fourth antennal segment being longer than the third.

Paroopsis eumilis, new species (fig. 11, *b*).

Male. Elongate-oblong, rather robust, cylindrical; fuscous, covered with a bright fulvous-brown pubescence. Head somewhat duller; laterally behind eye with a broad, ashy marking. Pronotum each side of disk with a narrow orange vitta, nearly attaining base and apex, margined each side with fuscous. Scutellum fuscous, tipped with bright fulvous. Elytra each with two orange maculae medially behind base, arranged side by side; behind basal third a V-shaped white mark composed of an oblique line and a small dot, at apical third on each side two small white dots, and before apex a white band, the posterior margin of which is straight, margined with fuscous, the anterior margin sinuous, extended cephalad broadly along suture; and with impressed fuscous patches as follows: a broad oblique one from basal sixth to before middle, and an elongate one on side of disk from before middle to preapical band, interrupted by one of the lateral white dots at apical third. Abdomen each side with a row of ochraceous maculae, each set between two dark-brown ones. Tibiae white-annulate at middle.

Head between eyes and on upper front with many fine punctures; front not narrowed above; eye with lower lobe subquadrate, at least two and one-half times longer than gena. Pronotum transverse, slightly widened medially, apically distinctly narrowed; basal transverse sulcus distinct, straight; disk coarsely, sparsely punctate. Elytra with apices rather broadly, obliquely truncate from suture, the tip obtusely angled; disk rather sparsely, moderately finely punctate, the punctures irregular at base, seriate thence to apex. Fifth sternite slightly longer than third and fourth together, feebly emarginate at apex. Antennae shorter than body; scape clavate, attaining pronotal apex; third segment one-fifth longer than scape, slightly arcuate; fourth one-sixth longer than third, arcuate; remainder shorter.

Length, 11 mm.; width, 3.4 mm.

Viti Levu: Colo-i-Suva, June 28, 1924, holotype male, Bryan.

Genus **Euoopsis**, new genus

Small or moderate-sized species; elongate-ovate, convex. Head with front transverse; eye with lower lobe transverse, slightly longer than gena. Pronotum transverse,

sides strongly angulate behind middle, narrowed apically; apical margin arcuate; disk sparsely, coarsely punctate; basal transverse sulcus obsolete, apical sulcus wanting. Elytra gradually attenuate from base; apices strongly obliquely truncate, outer angle obtuse, not dentate; disk rather finely, densely punctate, irregularly so at base and along suture, on remainder of disk seriate but not striate. Legs moderate, front ones shortest; profemora strongly robust; hind ones very elongate in male, attaining apex of abdomen. Antennae slightly shorter than body; scape robust, clavate, widest medially, slightly surpassing pronotal apex; third and fourth regularly arcuate, fourth as long or slightly longer than third.

Genotype: *Euoopsis fuscofasciatus*, new species.

Euoopsis differs from *Oopsis* in the following characteristics: the upper lobes of eye are more approximate; the pronotum has sides subtuberculate, the widest behind the middle; the elytra have punctures seriate but not distinctly striate; the mesocoxal cavities are open externally; the fourth antennal segment is longer than the third; and the metafemora are elongate, attaining the apex of the abdomen.

KEY TO SPECIES

Pronotum each side with a large quadrate, pale macula at base.....*E. fuscofasciatus*
 Pronotum not maculate.....*E. obliquelineatus*

Euoopsis obliquelineatus, new species (fig. 11, c).

Male. Elongate-oval, rather slender, convex; dark reddish brown to piceous. Head and pronotum brown pubescent; pronotum laterally dull reddish ochraceous. Elytra dull reddish-ochraceous pubescent, laterally fuscous with an oblique fascia of same color medially (nearly to suture) enclosing a narrow white fascia which attains neither suture nor lateral margin, apex with an indistinct narrow fuscous fascia and entire disk with scattered patches of same color pubescence as well as indistinct whitish areas. Beneath much paler than upper surface, especially the abdomen, finely rather densely fulvous pubescent. Legs piceous, fulvous pubescent, metatibiae dark on apical third. Antennae piceous, apical segments slightly paler, finely, sparsely gray pubescent.

Head above finely alutaceous with coarse scattered punctures especially on vertex; front transverse, sides above lower margin nearly parallel, below narrowed rather distinctly; eye with lower lobe more or less triangular, slightly longer than gena; antennal tubercles feebly elevated, widely separated basally. Pronotum transverse, base distinctly wider than apex; sides arcuate (widest behind middle); apical and basal sulci absent; disk coarsely, somewhat rugosely punctate. Scutellum transverse, sides straight, nearly parallel, apex broadly rounded. Elytra with sides gradually attenuate to apices which are separately, rather acutely, rounded, not dentate at tip; behind basal quarter a feeble oblique sulcus on each; disk confusedly punctate laterally and on base, remainder of surface more or less seriatly punctate. Beneath sterna coarsely punctate laterally; fifth sternite broadly rounded apically. Antennae nearly as long as body; scape reaching beyond apex of pronotum, clavate nearly from base; third segment arcuate, half again as long as scape; fourth subequal to third, remaining segments shorter; surface with very short, scattered setae; beneath fimbriate from third.

Female. Slightly more robust; antennae reaching slightly beyond the median oblique fascia; fifth sternite broad, subtruncate at apex, medially with an elongate impression on disk.

Length, 5.7 to 7.8 mm.; width, 1.6 to 2.3 mm.

Ovalau: Thawathi, July 16, 1938, alt. 800 ft., beating dead branches, holotype male; Andubangda, July 18, 1938, alt. 1,000-1,500 ft., beating, allo-

type female; Thawathi, July 12, 1938, alt. 600-900 ft., beating, 1 paratype; Draiba Trail, July 8, 1938, alt. 800-1,000 ft., ex ferns and *Freycinetia*, 3 paratypes. All collected by Zimmerman.

Viti Levu: Tholo-i-Suva, July 25, 1938, alt. 500 ft., beating shrubs, 1 paratype, Zimmerman.

***Euopsis fuscofasciatus*, new species (fig. 11, d).**

Male. Elongate-ovate, rather slender, convex; head and pronotum dark reddish brown to piceous, elytra slightly paler. Head and pronotum thinly yellowish-gray pubescent; pronotum with a rather broad, fulvous or ochraceous vitta laterally, from base to middle. Elytra light brown pubescent, laterally on anterior half tending to become darker, with small scattered areas of gray or fuscous (sometimes both present); behind middle an oblique dark-brown macula beginning at suture and extending to center of disk, its posterior margin with a few, small white maculae; before middle each elytron with a small white macula placed near suture; the suture with small, irregular, dark-brown and white maculae irregularly placed; at center of base a small elongate macula of fulvous or ochraceous. Beneath dark reddish brown, thinly pale-gray pubescent. Legs piceous, thinly gray pubescent with scattered, white, setae-like hairs; tibiae white annulate medially, annulation widest on metatibiae. Antennae with scape piceous, remaining segments dark reddish brown, from fourth segments narrowly pale, slightly wider on apical segments; thinly, finely, gray pubescent.

Head above with scattered coarse punctures; front transverse, sides narrowed above and below lower margin of eye; eye with lower lobe slightly longer than gena; antennal tubercles feebly prominent, widely separated; vertex feebly concave. Pronotum transverse, base wider than apex; sides rounded behind middle; apical and basal sulci obsolete; disk with coarse, sparse punctures. Scutellum transverse, sides nearly straight, somewhat oblique, apex broadly rounded. Elytra gradually attenuate to middle, thence strongly so to apex; apices each narrowly rounded, the sutural margin obliquely truncate; disk with basal third and narrowly along suture and side margins, confusedly punctate, remainder of disk more or less seriate punctate. Fifth sternite feebly truncate at apex. Antennae slightly longer than body; scape reaching beyond apex of pronotum, clavate, robust; third segment arcuate, about one-third longer than scape; fourth slightly longer than third, feebly arcuate basally; remaining segments gradually shorter; fimbriate from second segment.

Female. More robust; antennae slightly shorter than body; fifth sternite feebly emarginate medially along apical margin.

Length, 6 to 9.5 mm.; width, 1.8 to 3.3 mm.

Viti Levu: Nandarivatu, Sept. 10, 1938, alt. 3,700 ft., beating shrubbery, holotype male; Navai Mill near Nandarivatu, Sept. 15, 1938, alt. 2,500 ft., beating, allotype female, Zimmerman; Navai Mill, Nandarivatu, Oct. 13, 1937, 1 paratype, Valentine; Belt Road, 16-18 miles west of Suva, July 22, 1938, beating shrubs, 1 paratype, Zimmerman; Navai-Nasonga Trail, Sept. 12, 1938, alt. 2,500-3,400 ft., beating, 2 paratypes (1 on summit, 1 on west slope), Zimmerman; Lami Quarry near Suva, July 24, 1938, alt. 10-250 ft., beating shrubs, 2 paratypes, Zimmerman; Tailevu, Naivithula, Aug. 20, 1937, 1 paratype, Valentine; Tholo-i-Suva, July 25, 1938, 1 paratype, Zimmerman; Tholo North, Mt. Victoria, Sept. 16, 1938, alt. 3,000 ft., 1 paratype, Zimmerman.

Ovalau: Draiba Trail, July 8, 1938, alt. 800-1,000 ft., ferns, 1 paratype, Zimmerman.

Genus *Oopsidius* Breuning*Oopsidius* Breuning, Festschr. E. Strand 5: 283, 1939.

Moderate-sized, elongate-oblong, feebly convex. Head with front transverse; eye with lower lobe triangular, much taller than gena. Pronotum feebly transverse or subquadrate, apex slightly narrower than base, sides broadly arcuate, apical margin broadly arcuate; apical transverse sulcus obsolete, basal one distinct; disk coarsely, not closely punctate. Scutellum transverse. Elytra with sides parallel nearly to apex; apices truncate, sutural angle rounded, lateral angle dentate; disk irregularly, simply punctate, sometimes seriatly arranged near suture. Legs moderate, front ones shortest; mesocoxae open externally; profemora robust. Antennae in male about one-quarter longer than body, in female only slightly longer than body; scape short, attaining apex or pronotum, robust, widest medially; third segment in male distinctly shorter than fourth, in female subequal; fifth much shorter than fourth, rest similar.

Genotype: *Oopsidius pictus* Breuning, by original designation.

KEY TO SPECIES

Upper surface almost entirely fulvous pubescent.....*O. cetus*
 Upper surface of head and pronotum fulvous, elytra largely white pubescent.....*O. pictus*

Oopsidius cetus, new species (fig. 11, *e*).

Male. Elongate-oblong, rather slender, convex; piceous, fulvous pubescent with the following areas glabrous: head above and front; pronotum broadly so medially, widest at middle; elytra with a common area basally which passes slightly beyond middle and laterally an area which is much broader posteriorly, extending from humerus to about apical quarter, a semi-fascia of denser pubescence on posterior border of this area, more lateral. Beneath and legs piceous, body laterally fulvous pubescent, glabrous medially, legs thinly, finely pubescent, the metatibiae fulvous annulate medially. Antennae piceous, bases of fifth, sixth, and seventh segments narrowly, base of eighth broadly paler, ninth, tenth, and eleventh pale, the extreme apex dark.

Head above very minutely punctate, vertex with a few coarse punctures; front transverse, feebly narrowed between eyes, strongly narrowed below, finely densely punctate, with coarse scattered punctures; eye with lower lobe large, at least twice as long as gena. Pronotum feebly wider at base than at apex; sides slightly arcuate; apical sulcus obsolete, basal one narrow, deep medially, shallow laterally; disk coarsely but not densely punctate. Scutellum transverse; sides and apex rounded. Elytra with sides parallel to apical fifth, thence rounded to apices, which are nearly squarely truncate with a feeble obtuse tooth at outer angle; humeri simply rounded; disk basally and laterally (nearly to middle) confusedly punctate, the remainder seriatly punctate, each disk having about four distinct rows. Sterna coarsely punctate laterally; fifth sternite rather broad and subtruncate at tip. Antennae slightly longer than body, apex of ninth segment attaining tip of elytra; scape robust, abruptly clavate at base, somewhat narrowed at apex, reaching apex of pronotum; third segment one-half longer than scape, feebly arcuate, fourth one-third longer than third, fifth and remaining segments shorter; fimbriate ventrally from third segment.

Length, 8 to 12 mm.; width, 2.2 to 2.9 mm.

Viti Levu: Tholo-i-Suva, July 21, 1938, alt. 500-600 ft., beating, holotype male, Zimmerman; Nandarivatu, Oct. 20, 1927, dead branches, 1 paratype, Valentine; Navai Mill, near Nandarivatu, Sept. 15, 1938, alt. 2,500 ft., beating, 2 paratypes, Zimmerman.

Opsidius pictus Breuning, Festsch. E. Strand 5: 283, 1938.

Male. Elongate-oblong; rather broad, convex; piceous. Head and pronotum densely fulvous tomentose, the pronotum having a large irregular area of a deeper pubescence either side of middle. Scutellum thinly fulvous pubescent. Elytra densely, silvery white tomentose, laterally narrowly fulvous and dark brown variegated except behind middle where it extends nearly to middle of disk of each elytron and also at the tip of apex which it covers entirely. Beneath piceous, densely fulvous pubescent, denser laterally. Legs piceous, fulvous pubescent. Antennae piceous; scape and underside of other segments fulvous, the upper side brown pubescent with the bases narrowly gray annulate.

Head above finely, rather densely punctate, vertex with scattered, coarse punctures; front transverse, sides narrowed between eyes, more strongly so below; disk with moderately coarse, rather sparse punctures; eye with lower lobe large, more than twice length of gena. Pronotum transverse, base and apex subequal; sides arcuate; apical sulcus obsolete, basal one rather wide and moderately deep; disk rugose before basal sulcus and slightly depressed behind apical sulcus; coarsely granulate-punctate laterally near base. Scutellum transverse, sides and apex rounded. Elytra with sides nearly parallel to apical fifth then narrowed; apex emarginately truncate, with a short, robust tooth at outer angle; disk coarsely somewhat obsolete punctate, except laterally, near apex each elytron with three small tubercles bordering posterior margin of white area. Fifth sternite broadly rounded, feebly emarginate at apex. Antennae slightly longer than body; scape attaining apex of pronotum, robust, strongly, abruptly clavate at base; third segment about one-half longer than scape, feebly arcuate; fourth slightly longer than third; fifth and remaining segments shorter; fimbriate beneath from third.

Length, 16 mm.; width, 5 mm.

Viti Levu: Tholo-i-Suva, July 25, 1938, alt. 500 ft., beating shrubs, 1 specimen, Zimmerman.

Genus **Mimoopsis** Breuning

Mimoopsis Breuning, Fol. Zool. Hydrobiol. 11: 154, 1942.

Moderate-sized, elongate-oblong, convex. Head with front transverse; eye with lower lobe transverse, large, more than twice as tall as gena. Pronotum transverse, sides broadly arcuate, apically slightly narrowed, apical margin broadly, feebly arcuate; disk coarsely, sparsely punctate. Elytra with sides attenuate to apices, which are obliquely truncate, outer angle obtusely dentate; extreme base confusedly punctate, rest of disk seriatly punctate. Legs moderate in length, forelegs shorter; profemora very robust. Antennae as long as body or slightly shorter; scape short, robust, widest medially, attaining pronotal apex; third and fourth segments feebly arcuate, the former longer than the latter.

Genotype: *Mimoopsis insularis* Breuning, by original designation.

This genus is very similar to *Oopsis*, but differs from it in that the elytral punctures are simply seriate, not placed in striae, and here the anterior margin of the pronotum is feebly arcuate.

Mimoopsis fuscoapicatus (Fairmaire) Breuning, Fol. Zool. Hydrobiol. 11: 154, 1942.

Oopsis fuscoapicatus Fairmaire, Pet. Nouv. Ent. 2: 290, 1879.

Oopsis fuscoapicalus Fairmaire, Soc. ent. France, Ann. VI, 1: 479, 1881.

Male. Elongate-oblong, rather slender, convex; dark reddish brown to piceous, yellowish-gray pubescent. Elytra with pubescence denser, sometimes appearing to form

vittae or very small maculae; apical quarter with a common dark brown macula which is more or less rounded, not attaining lateral margin. Beneath and legs dark reddish brown to piceous, thinly grayish pubescent. Antennae slightly paler than legs, thinly, finely grayish pubescent, bases of fourth to sixth segments narrowly gray annulate, remaining segments very broadly gray, extreme apices dark.

Head above very finely punctate, with several scattered, coarse punctures; median impressed line from occiput to lower margin of front; front transverse, narrowed between eyes and from lower margin of eyes to epistoma, surface sculpture same as head above; eye with lower lobe much longer than gena, broadly ovate; antennal tubercles feeble, widely separated, vertex feebly concave. Pronotum transverse, base slightly wider than apex; sides feebly arcuate; apical sulcus absent, basal one obsolete laterally, feeble at middle; disk coarsely, rather sparsely punctate. Scutellum transverse, sides and apex broadly arcuate. Elytra with sides subparallel to behind middle, thence attenuate to apices which are obliquely truncate at suture, outer angle obtusely dentate; disk basally and laterally confusedly punctate, remainder more or less seriatly punctate. Sterna laterally coarsely punctate; fifth sternite at apex rounded. Protarsi feebly dilated; meta-femora flattened and glabrous on inner side. Antennae slightly longer than body; scape reaching beyond apex of pronotum, robust, gradually clavate; third segment two-thirds longer than scape, feebly arcuate; fourth longer than third, fifth shorter than third, remaining segments gradually shorter.

Female. Protarsi not dilated; antennae slightly shorter than body; fifth sternite retuse on apical margin.

Length, 7 to 11.3 mm.; width, 2 to 3.5 mm.

Viti Levu: Navai Mill near Nandarivatu, Sept. 15, 1938, alt. 2,500 ft., beating, 1 specimen, Zimmerman; Belt Road, 45-50 miles west of Suva, July 26, 1938, beating shrubs, 1 specimen, and 16-18 miles west of Suva, July 22, 1938, beating shrubs, 2 specimens, Zimmerman; Lami Quarry, near Suva, July 24, 1938, alt. 10-500 ft., beating shrubs, 1 specimen, Zimmerman; Tholoi-Suva, July 21-25, 1938, alt. 500 ft., beating, 2 specimens, Zimmerman; Coloi-Suva, June 24, 1924, 1 specimen, Bryan; Tailevu, Naivithula, Aug. 13, 30, 1937, 2 specimens, Valentine; Tailevu, Korovou, Nov. 10, 1937, at light, 1 specimen, Valentine.

Lau Islands: Ongea, July 30, 1924, 1 specimen, Bryan. Mango, one mile south of Marona, alt. 200-300 ft., beating shrubs, Aug. 14, 1938, 1 specimen, Zimmerman.

Ovalau: Draiba Trail, July 9, 1938, alt. 600-800 ft., beating, 1 specimen, Zimmerman.

Moala: Vanuka [Vunuku], Aug. 23, 1938, alt. 100 ft., rotten logs, 5 specimens, Kondo and Zimmerman.

Genus *Opsis* Fairmaire

Opsis Fairmaire, Rev. Mag. Zool. II, 2: 115, 1850; Soc. ent. France, Ann. VI, 1: 475, 1881.

Moderate or small, oblong-ovate, convex. Head with front transverse; eye with lower lobe much taller than gena, transverse. Pronotum transverse, sides arcuate, widest medially, apex narrower than base, anterior margin straight; transverse sulci more or less obsolete; disk coarsely punctate. Scutellum transverse, sides and apex broadly

rounded. Elytra nearly parallel-sided to behind middle, thence rounded to apices, apices obliquely truncate or emarginate; disk confusedly punctate on basal quarter, thence punctate-striate to apex, intervals convex. Legs moderate, front ones shortest; profemora more robust. Antennae slightly shorter than body; scape slightly surpassing pronotal apex, robust, widest at middle; third segment arcuate, slightly longer than fourth; fourth arcuate.

Genotype: *Cerambyx nutator* Fabricius, by monotypy.

KEY TO SPECIES

1. Elytra with apices emarginate.....**O. excavatus**
Elytra with apices truncate..... 2
2. Elytra with a common, dark-brown macula on apices..... 3
Elytra without a common dark brown macula apically..... 4
3. Eye with lower lobe more than twice as tall as gena.....**O. brunneocaudatus**
Eye with lower lobe about one and one-half times as tall as gena.....**O. uvua**
4. Elytra before middle with a large, nebulous white macula.....**O. velata**
Elytra before middle without a nebulous white macula..... 5
5. Elytra at apical third with a transverse series of elongate, fulvous maculae.....
.....**O. variivestis**
Elytra at apical third with white maculae or none..... 6
6. Eye with lower lobe twice as tall as gena..... 7
Eye with lower lobe about one and one-half times as tall as gena.....**O. lycia**
7. Pronotum without any vitta each side of middle.....**O. zitja**
Pronotum with a pale vitta each side of middle..... 8
8. Pronotum with a white vitta each side of middle.....**O. nutator**
Pronotum with a yellow vitta each side of middle.....**O. striatellus**

Opsis striatellus Fairmaire, *Pet. Nouv. Ent.* 2: 289, 1879; *Soc. ent. France*, *Ann.* VI, 1: 477, 1881.

Male. Elongate-oblong, rather robust, convex; fuscous, covered above with variegated hoary or fulvous, golden-brown, and fuscous pubescence, the golden brown predominating on the elytra, the hoary or fulvous on the pronotum except medially. Head with front fulvous, rarely hoary. Pronotum each side of disk with a broad yellow vitta, much expanded basally but poorly defined there, interrupted before middle. Elytra each at middle of base with a yellow macula or short vitta, often followed or surrounded by minute yellow maculae; at basal third a small white macula, usually accompanied by a minute one postero-laterad to it; at apical third a broad band of fulvous or ashy, sometimes poorly defined, often consisting in part of elevated maculae, frequently outlined behind with fuscous. Body beneath fulvous pubescent, sometimes hoary medially. Legs and antennae hoary pubescent; the former mottled with fuscous; antennae with segments from fourth paler at base.

Head between eyes and on front above coarsely, sparsely punctate; front distinctly narrowed between eyes; eye with lower lobe large, transverse, when viewed from before about as wide as narrowest part of front, nearly twice as tall as gena. Pronotum one-third wider than long, apex narrower than base; disk coarsely, rather densely punctate, with a short, feeble sulcus medially near base. Elytra with apices obliquely truncate from suture, the tips obtusely angled, not prolonged; disk coarsely punctate, irregularly so on basal third, seriatly thence to apex, the intervals convex. Fifth sternite longer than third and fourth together, apex narrowly notched. Antennae reaching to apical third of elytra; scape attaining occiput, moderately robust, thickest beyond middle; third segment arcuate, one-third longer than first, slightly longer than fourth, which is also arcuate; rest shorter.

Female. Differs from the male in having protarsi less expanded; fifth sternite with a shallow impression before apex.

Length, 6 to 9 mm.; width, 2.4 to 3.8 mm.

Viti Levu: Lami Quarry, near Suva, July 24, 1938, 1 specimen, Zimmerman; Tailevu, Korovou, July 23, 1937, 7 specimens, Valentine; Singatoka, Nov. 5, 1937, 2 specimens, Valentine; Tholo-i-Suva, July 25-27, 1938, 5 specimens, Zimmerman; Navai Mill, near Nandarivatu, Sept. 17, 1938, alt. 2,500 ft., 2 specimens, Zimmerman; Vunindawa, May 3, 1941, 1 specimen, Krauss; Colo-i-Suva, June 29, 1924, 1 specimen, Bryan; Belt Road, 16-18 miles west of Suva, July 22, 1938, 1 specimen, Zimmerman; Tailevu, Naivithula, Aug. 13, 1937, 1 specimen, Valentine.

Ovalau: Wainiloka, Sept. 28, 1937, 1 specimen, Valentine; near Vuma, 700 ft., July 14, 1938, 1 specimen; Thawathi, July 16, 1938, alt. 800 ft., 1 specimen, Zimmerman; Andubangda, July 15, 1938, alt. 1,200-1,800 ft., 1 specimen, Zimmerman.

Lau Islands: Oneata, Aug. 16, 1924, 2 specimens, Bryan. Vanua Mbalavu, Mvana, Aug. 9, 1938, 1 specimen, Zimmerman.

Oopsis nutator (Fabricius) Fairmaire, Ann. Soc. ent. France, VI, 1:477, 1881.

Cerambyx nutator Fabricius, Mant. Ins. 1:142, 1787.

Male. Elongate-ovate, rather slender; entirely dark brown to fuscous, elytra usually paler; covered rather sparsely with hoary or dingy white pubescence, condensed to form maculation as follows: head sometimes with an indistinct macula behind each eye. Pronotum with a broad vitta each side, strongly interrupted before middle. Elytra at base each with a broad macula continuing the pronotal vitta, at basal third a rounded, rather small macula, and at apical third one or two transverse rows of maculae, the anterior one more distinct, especially laterally; sides, base, and apex usually with a series of more or less distinct vittae. Antennae with segments from fourth narrowly annulate with brown at apices.

Head and upper part of front with a few coarse punctures medially; front transverse, distinctly narrowed above; eye with lower lobe large, subquadrate, about twice as tall as gena. Pronotum distinctly transverse, base much wider than apex, basal transverse sulcus distinct medially; disk coarsely, rather densely punctate. Elytra with apices obliquely truncate from suture, the tips obtusely angulate, only feebly prolonged; disk coarsely punctate, irregularly so on basal third, on rest punctures arranged in rows, the intervals strongly convex. Fifth sternite as long as the third and fourth sternites together, the apex deeply notched at middle. Antennae reaching to apical third of elytra; scape feebly surpassing apex of pronotum, robust, clavate; third segment one-half longer than first, as long as fourth, it and the fourth arcuate; rest short.

Length, 5 to 7 mm.; width, 2 to 2.5 mm.

Fiji Islands: without locality data, Sept. 3, 1915, 1 specimen, R. Veitch.

Viti Levu: Singatoka, Nandronga, Nov. 4, 1937, 5 specimens, Valentine; Tailevu, Korovou, Nov. 14, 1937, 2 specimens, Valentine; Tailevu, Londoni, Aug. 29, 1937, 1 specimen, Valentine; Tholo-i-Suva, July 27, 1938, 2 specimens, Zimmerman.

Kandavu: Solo Tavine, April 23, 1941, 1 specimen, Krauss; Drue, April 29, 1941, 1 specimen, Krauss.

Ovalau: Andubangda, Aug. 11, 1938, 1 specimen, Zimmerman.

Moala: Vanuka [Vunuku], Aug. 23, 1938, alt. 100 ft., 1 specimen, Zimmerman; one mile west of Naroi, Aug. 25, 1938, 1 specimen, Zimmerman.

Lau Islands: Without locality, Sept. 11, 1924, 1 specimen, Bryan. Fulanga, 1 specimen, Bryan. Vanua Mbalavu, Aug. 11, 1938, 1 specimen, Zimmerman. Lakemba, Toumbo, Aug. 20, 1938, 1 specimen, Zimmerman.

Taveuni: Qacabula, Nov. 12, 1937, 1 specimen, Valentine.

Matuku: Without locality, July 5, 1924, 1 specimen, Bryan.

Though *O. nutator* has been reported from many Pacific localities, it is by no means certain that all the records actually pertain to the insect described above under this name. Only one other specimen in the Bishop Museum collection—a female collected on Huahine, Society Islands in 1934 by Zimmerman—can be referred to this species. It differs in minor points from the above, principally in the indistinctly defined macula at the basal third of the elytra and in the single series of maculae at the apical third, and possibly it represents a distinct subspecies.

This species is characterized as follows: The lower lobe of the eyes is subquadrate, about twice as tall as the gena; the front is distinctly narrowed above, broader at its narrowest point than the lower ocular lobe; the pronotal vitta is whitish; and the elytral maculation is whitish, usually with two transverse series of maculae at the apical third.

***Oopsis zitja*, new species (fig. 12, a).**

Male. Elongate-ovate, rather slender, cylindrical; fuscous, densely covered with ashy-brown and whitish variegated pubescence, punctate and maculate irregularly with dark brown, especially toward apices of elytra. Elytra with indistinct whitish maculae, irregularly disposed, one more distinct at basal third and a number in a more or less distinct band at apical third; sides mostly whitish. Body beneath dark medially, broadly whitish on sides. Legs whitish pubescent; femora mottled with fuscous; tibiae fuscous, at middle whitish annulate. Antennae fuscous, segments from fourth distinctly annulate with ashy at bases.

Head finely punctate between eyes and on front; front constricted between eyes; eye with lower lobe transverse, twice as tall as gena. Pronotum transverse, apically narrowed; disk coarsely, rather sparingly punctate, basal sulcus distinct medially. Elytra with apices obliquely truncate from suture, the angle at tip obtuse, not dentate; disk finely, sparsely, seriatly punctate, punctures at base confused. Fifth sternite longer than third and fourth together, apex angularly rounded. Antennae shorter than body; scape robust, clavate, attaining pronotal apex; third segment arcuate, one-third longer than first; fourth segment arcuate, feebly shorter than third; rest much shorter.

Length, 7.4 mm.; width, 2.8 mm.

Lau Islands: Oneata, Aug. 16, 1924, holotype male, Bryan.

***Oopsis lycia*, new species (fig. 12, b).**

Female. Elongate-ovate, rather slender; entirely fuscous, fairly densely covered with hoary pubescence, maculate with dull yellow as follows: Pronotum with a broad vitta each side, strongly interrupted before middle. Elytra each with a macula at base continuing pronotal vitta, a rounded one of paler yellow at basal third; at apical third with two indistinct whitish maculae. Antennae with segments four to eleven broadly brown annulate at apex.

Head medially and upper part of front coarsely punctate; front transverse, scarcely narrowed above; eye with lower lobe transverse, comparatively small, not much taller than gena. Pronotum and elytra as in *O. nutator*, except apices of elytra here are briefly but distinctly prolonged. Fifth sternite longer than third and fourth together, apex broadly truncate, with a triangular notch at middle, before apex with an indistinct transverse impression. Antennae reaching to beyond middle of elytra; scape scarcely attaining pronotal apex, rather slender, clavate; third segment one-third longer than scape and slightly longer than fourth, third and fourth arcuate; remainder shorter.

Length, 7 mm.; width, 2.5 mm.

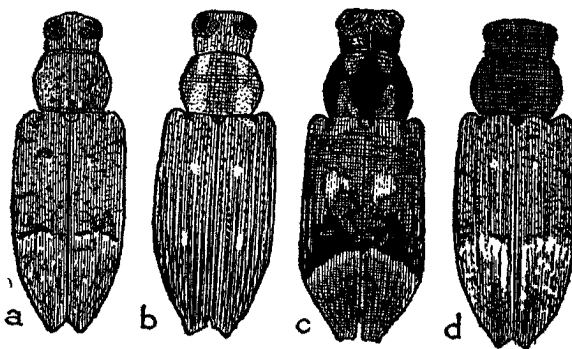


FIGURE 12.—a, *Opsis zitja*; b, *O. lycia*; c, *O. velata*; d, *O. wvua*.

Viti Levu: Singatoka, Aug. 5, 1937, holotype female, Valentine.

This species differs from *O. nutator* in the following points: The pronotal vitta is yellowish; the elytra have a basal macula and the one at the basal third is distinctly yellowish, the hoary pubescence covering its entire surface, at the apical third with only one or two indistinct maculae; the eye has the lower lobe transverse, small, only a little taller than the gena; the front is scarcely narrowed above; and the elytral apices are more prolonged.

Opsis variivestris Fairmaire, Pet. Nouv. Ent. 2: 290, 1879; Soc. ent. France, Ann. VI, 1: 478, 1881.

Male. Elongate-oblong, rather robust, convex; dark reddish brown to piceous; moderately densely gray or ashy pubescent. Head varied with bright yellow or dull fulvous pubescence. Pronotum each side of middle with a broad vitta of the same pubescence, which is usually interrupted by the apical sulcus. Scutellum indistinctly vittate medially with bright yellow or dull fulvous pubescence. Elytra on basal half varied with bright yellow or fulvous and brown pubescence, the brown pubescence at middle forming an irregular, oblique fascia, and the yellow forming one or two rather distinct fasciae (composed of more or less elongated maculae) behind the brown; at middle of base each with a short yellow vitta, which is a continuation of that on the pronotum, this at its posterior tip has a small, round, yellow macula. Beneath dark reddish brown to piceous, gray pubescent, varied with bright yellow or fulvous pubescence laterally. Legs dark reddish brown, gray pubescent varied as above, and with scattered short white hairs on femora and tibiae. Antennae dark reddish brown, thinly, finely gray pubescent; apices of segments dark pubescent.

Head above coarsely but not densely punctate; median impressed line distinct; vertex concave; front transverse, sides narrowed above and below lower margin of eye, surface with scattered, coarse, deep punctures; antennal tubercles feebly prominent, widely sep-

arated; eye with lower lobe subquadrate, front margin nearly three times length of anterior margin of gena. Pronotum transverse, base much wider than apex, sides arcuate; apical sulcus broad, shallow, feebly curved medially, basal sulcus less broad, deeper, more or less straight; disk coarsely but not densely punctate. Scutellum transverse; sides and apex broadly arcuate. Elytra feebly widened behind middle, then rounded to apices which are each rather narrowly rounded, the sutural margin obliquely truncate; basally coarsely, rugosely punctate; from basal quarter seriatly punctate, the punctures deep, the intervals rather convex; humeri prominent, simply rounded. Fifth sternite rounded apically. Protarsi dilated. Antennae attaining only to apical quarter of elytra; scape reaching apex of pronotum, gradually clavate; third segment nearly twice as long as scape, arcuate; fourth nearly half again as long as scape; fifth less than half length of fourth; remaining segments gradually shorter; ventrally shortly fimbriate from third segment.

Female. More robust; protarsi not dilated; fifth sternite with a deep transverse groove at apex.

Length, 7 to 9 mm.; width, 2.5 to 3.7 mm.

Vanua Mbalavu: Mvana, Aug. 11, 1938, alt. 150 ft., beating dead branches, 4 specimens, and Aug. 9, 1938, alt. 200 ft., beating shrubs, 5 specimens; Loma Loma, Aug. 5, 1938, alt. 200 ft., beating shrubs, 2 specimens. All collected by Zimmerman.

Viti Levu: Singatoka, Nandronga, Nov. 4, 5, 1937, beating, some on *Sophora*, 6 specimens, and Oct. 28, 1937, at light, 1 specimen, Valentine; Tailavu, Korovou, Aug. 1938, at light, 1 specimen, Valentine; Natubakula, near Singatoka, April 19, 1941, 2 specimens, Krauss.

Moala: One mile west of Naroi, Aug. 25, 1938, alt. 0-500 ft., beating shrubs, 3 specimens, Zimmerman.

Ovalau: Levuka, July 8, 1938, at light, 1 specimen; Andubangda, Aug. 11, 1938, alt. 150 ft., beating dead branches, 2 specimens. All collected by Zimmerman.

Lau Islands: Namuka, Aug. 12, 1924, 1 specimen. Fulanga, Aug. 5, 6, 1924, 2 specimens. Tuvutha, Sept. 11, 1924, 1 specimen. Oneata, Aug. 16, 1924, 1 specimen. All collected by Bryan.

Nandi: No locality, June 27, 1913, 1 specimen, J. F. Illingworth.

Samoa: Tutuila, Amauli, Sept. 6, 1923, 1 specimen, Swezey and Wilder. (Determined by Aurivillius as *O. nutator*.)

***Oopsis velata*, new species (fig. 12, c).**

Male. Elongate-oblong, rather robust, convex; fuscous, covered with dark yellow-brown and hoary variegated pubescence, the hoary predominating on the sides of pronotum and elytra. Head with front fulvous. Pronotum with a broad vitta each side of disk of bright ochraceous, narrowly interrupted before middle, greatly expanded to base. Elytra each with one large and several smaller, bright ochraceous maculae on basal third; before middle a large, nebulous, white spot; entire apical third bright ochraceous or fulvous, sharply outlined anteriorly with fuscous. Body beneath, legs, and antennae hoary pubescent; legs varied with fulvous; antennal segments from fifth paler at base.

Head with a few rather fine punctures each side of middle between eyes; front strongly narrowed; eye with lower lobe very large, broader than front at its narrowest point, more than twice as tall as gena. Pronotum one-quarter wider than long; disk

rather coarsely, sparsely punctate, with a feeble transverse sulcus. Elytra with apices somewhat acuminate, nearly transversely truncate from suture; disk rather finely punctate, the punctures irregular in postscutellar region, elsewhere arranged in irregular rows, the intervals often scarcely convex. Fifth sternite longer than third and fourth together, at apex with an acute notch. Antennae attaining apical fourth of elytra; scape scarcely attaining apex of pronotum, rather slender, clavate; third segment arcuate (as is the fourth), about one-half longer than first, slightly longer than fourth, remainder shorter.

Length, 7.6 to 8.3 mm.; width, 3 to 3.2 mm.

Viti Levu: Belt Road, 16 miles west of Suva, July 29, 1938, holotype male, Zimmerman; Colo-i-Suva, June 30, 1924, 1 paratype, Bryan.

The large nebulous white macula before the middle on the elytra, the entirely fulvous apical third of the elytra, the elytral apices nearly transversely truncate and subacuminate, the large eye, and the narrow front will serve to distinguish this species.

Opsis brunneocaudatus Fairmaire, Pet. Nouv. Ent. 2:290, 1879; Soc. ent. France, Ann. VI, 1:290, 1881.

Male. Elongate-ovate, rather slender, convex; fuscous, covered with pale ashy-gray pubescence, on elytra more or less arranged into striae. Pronotum with disk medially brownish. Elytra irregularly mottled with fuscous; apices fuscous from apical quarter of suture.

Head between eyes and upper part of front with a few fine punctures; front strongly narrowed above; eye with lower lobe large, about twice as tall as gena, nearly as wide as narrowest part of front. Pronotum slightly wider than long; apically strongly narrowed; disk coarsely, rather sparsely punctate, basal sulcus scarcely indicated. Elytra with apices broadly, feebly obliquely truncate from suture, the tip right-angled; disk rather coarsely punctate, somewhat irregularly so at base, seriatly thence to apex, the intervals convex. Fifth sternite longer than third and fourth together, with a feeble notch medially at apex. Antennae nearly as long as body; scape clavate, feebly surpassing pronotal apex; third segment one-third longer than scape, as long as fourth, both third and fourth segments arcuate; fifth much shorter, rest gradually diminishing in length.

Female. Very similar to male but the antennae a little shorter; protarsi not so broad; and the fifth sternite longer, with a distinct transverse impression.

Length, 6.7 to 7 mm.; width, 2.3 to 2.6 mm.

Viti Levu: Belt Road, 16-18 miles west of Suva, July 22, 1938, 7 specimens, Zimmerman; Lami Quarry, near Suva, July 24, 1938, 4 specimens, Zimmerman; Tailevu, Korovou: July 22-Sept. 20, 1937, 8 specimens, Valentine; Tailevu, Naivithula, Aug. 13-18, Sept. 2, 1937, 3 specimens, Valentine; Tailevu, Waito, Sept. 20, 1937, on *Premna* sp., 1 specimen, Valentine; Tholoi-Suva, July 27, 1938, 14 specimens, Zimmerman; Colo-i-Suva, June 29, 1924, 1 specimen, Bryan; Singatoka, Nov. 5, 1938, 1 specimen, Valentine.

Ovalau: Draiba Trail, July 9, 1938, 2 specimens, Zimmerman; Thawathi, July 16, 1938, 5 specimens, Zimmerman; Levuka, July 10, 1938, 1 specimen, Zimmerman; Wainiloka, Sept. 20, 1937, 3 specimens, Valentine; near Vuma, alt. 700 ft., July 14, 1938, 1 specimen, Zimmerman.

Taveuni: Qacabula, Nov. 12, 1937, 7 specimens, Valentine.

Moala: Without locality data, July 9, 1924, on coconut, 1 specimen, R. H. Beck; Vunuka [Vunuku], Aug. 23, 1938, 8 specimens, Zimmerman; Ketira, Aug. 23, 1938, 1 specimen, Kondo and Zimmerman.

This species may be recognized by the lack of distinct maculae on base of the elytra, the fact that the whitish macula at the basal third is small and the apices dark brown. Specimens from Moala and Taveuni tend to have the pronotal vittae and a few maculae on apical third of elytra yellowish.

***Oopsis uvua*, new species (fig. 12, d).**

Female. Elongate-ovate, moderately robust, convex; piceous, covered with fine pale ashy pubescence. Pronotum with a small dark point each side of middle near base. Scutellum largely dark brown. Elytra somewhat varied with fuscous mottling, the pale ashy pubescence medially and apically replaced by fulvous or dark brown (depending upon the light); at basal third a small, round, white macula and at apical third a broad band of white, tinged with fulvous posteriorly. Legs mottled with fuscous. Antennal segments annulate with ashy at base, beginning with fourth segment.

Head between eyes with a few moderate-sized punctures; front somewhat narrowed above; eye with lower lobe rather large, about one-half again as tall as gena. Pronotum distinctly wider than long, apically somewhat narrowed; disk rather coarsely, sparsely punctate; basal sulcus straight, rather distinct medially. Elytra with apices broadly, obliquely truncate from suture, the tip obtusely angulate, the angle very feebly produced; disk rather finely punctate, the punctures seriate nearly from base, the intervals flat, except apically and laterally on the white band. Fifth sternite longer than third and fourth together, with a feeble transverse impression before apex. Antennae extending about to the apical third of elytra; scape clavate, attaining pronotal apex; third segment one-third longer than scape, as long as fourth, arcuate, as is the fourth; rest shorter.

Length, 8 mm.; width, 3.1 mm.

Lau Islands: Oneata, Aug. 16, 1924, holotype female, Bryan.

***Oopsis excavatus* Breuning.**

Oopsis excavata Breuning, Festschr. E. Strand 5: 282, 1939.

Male. Elongate-oblong, rather robust, convex; dark reddish brown or piceous. Head thinly gray pubescent; sometimes front varied with dull fulvous. Pronotum more densely gray pubescent, varied with dull fulvous which sometimes forms an indistinct vitta either side of middle. Scutellum thinly gray pubescent. Elytra gray pubescent, with many irregular, or broken vittae of dark brownish gray (these sometimes broken into small dots). Elytra each usually with two small elongate white maculae near suture, one at apical third and the other behind middle, usually apical quarter with several irregular, elongate, white maculae forming a more or less indistinct transverse fascia. Beneath dark reddish brown or piceous, with fulvous gray pubescence; the coxae, extreme bases of femora, prosternal process, mesosternal process and metasternum medially, and the middle of base of first sternite with shining, long, suberect, fulvous-gray pubescence. Legs dark reddish brown or piceous, tibiae annulate medially with paler; thinly clothed with fine gray pubescence, varied with dull fulvous. Antennae piceous, apical segments slightly paler; pale-gray pubescent, apices from third segment broadly dark pubescent.

Head above coarsely, sparsely punctate, vertex feebly concave; median impressed line distinct; front widest at lower margin of eyes, surface coarsely, sparsely punctate; antennal tubercles prominent, widely separated; eye with lower lobe subquadrate, nearly twice genal height, front margin straight, oblique. Pronotum subquadrate, base slightly wider than apex, sides strongly arcuate; basal and apical sulci obsolete; disk coarsely, sparsely punctate. Scutellum transverse, sides and apex broadly arcuate. Elytra with

sides slightly widened to behind middle, thence attenuate to apices which are strongly narrowed and deeply emarginate at tip, more or less dentate at either angle of emargination; humeri simply rounded; extreme base coarsely punctate, thence to apex the punctures seriate, the intervals feebly convex. Beneath on sterna coarsely, sparsely punctate; abdomen nearly smooth. Protarsi dilated. Antennae slightly shorter than body; scape attaining apex of pronotum, robust, suddenly clavate from base, surface finely, densely punctate; third segment one-third longer than scape, arcuate; fourth subequal to third, fifth much shorter; remaining segments gradually shorter; thinly and shortly fimbriate ventrally from third.

Female. Maculae on elytra less distinct, and the pubescence more fulvous; beneath with only a trace of the longer pubescence on prosternal process; fifth sternite with a broad transverse sulcus near apex.

Length, 9 to 10.7 mm.; width, 3 to 4 mm.

Vanua Mbalavu: Mvana, Aug. 9, 1938, alt. 200 ft., beating shrubs, 4 specimens, and Aug. 11, 1938, alt. 150 ft., beating dead branches, 3 specimens; Loma Loma, Aug. 5, 1938, alt. 200-500 ft., beating shrubs, 4 specimens. All collected by Zimmerman.

Moala: Vanuka [Vunuku], Aug. 23, 1938, alt. 100 ft., beating shrubs, 1 specimen, Zimmerman.

Lau Islands: Oneata, Aug. 16, 1924, 6 specimens. Ongea, July 27, 1924, 1 specimen. Munia, Sept. 25, 1924, 1 specimen. Fulanga, Aug. 6, 1924, 2 specimens. Lakemba, Sept. 3, 1924, 1 specimen. All collected by Bryan.

Oopsis griseocaudatus Fairmaire, Soc. ent. France, Ann. VI, 1: 480, 1881.

"Oblong, strongly convex, fuscous-brown, varied with rufous-ashy pubescence, elytra before apex with a large, common, subrotund plaga, internally marbled and anteriorly limited with fuscous; antennae brown, ashy-annulate and maculose. Head between antennae distinctly concave, scape longer, basally moderately attenuate, not abruptly constricted. Prothorax short, twice as broad as long, anteriorly narrower, sides moderately arcuate, anteriorly transversely impressed, basally margined, finely, sparsely punctate. Scutellum fuscous. Elytra slightly broader than pronotum, subparallel, before apex narrowed, apices rather acute, at suture obliquely truncate, slightly regularly linearly punctate, lines apically obsolete, each side with two moderately elevated lines, sutural stria quite entire. Femora infuscate, tibiae fuscous maculate. Length $5\frac{1}{2}$ mm. Iles Viti.

"Species very distinct, with the antennae spotted with brown and rosy, scape oblong, rather slender, third feebly arcuate, pronotum a little punctate, almost as broad as elytra and these with punctate lines, slightly regular, not forming striae and ending at the large posterior grayish spot." (A translation of the original description.)

Oopsis dorsatus Fairmaire, Soc. ent. France, Ann. VI, 1: 481, 1881.

"Oblong-elongate, subparallel, narrower and more convex than rest, brown, subopaque, prothorax laterally and elytra weakly on apical half, fulvo-lutescent; antennae luteous-annulate, scape at base, second, third and fourth basally pale luteous, legs luteous, femora broadly, tibiae narrowly brown-plagiata. Head punctate, between antennae moderately concave, antennal segments three and four arcuate; prothorax not broader than long, sides moderately arcuate, anteriorly narrower, deeply, moderately densely punctate, disk brown, each side with a lateral vitta separated by a paler line. Elytra at middle broader, posteriorly attenuate, apices obtusely truncate, punctate-lined, lines at base near scutellum confused and more strongly punctate, behind middle quite obsolete except lat-

erally. Beneath not visibly punctate, densely luteous pubescent. Length 5.5 mm. Ovalau and Tonga.

“Remarkable by its straight, convex form, which gives it a little of the facies of a *Pogonocherus* with simple elytra, by its coloration, and by the strong punctation of the pronotum and elytra, the latter striate to base. Differs from *discedens*, in addition to the coloration, by the strong punctation and the apices of elytra very obtuse.” (A translation of the original description.)

Genus *Microopsis*, new genus

Small, elongate-oblong, convex. Head with front transverse; eye with lower lobe vertical, ovate, only slightly taller than gena. Pronotum transverse, sides broadly arcuate, base a little wider than apex, anterior margin straight; disk with transverse sulci obsolete, coarsely punctate. Elytra widened behind middle, then attenuate to apices, which are separately rounded; disk confusedly punctate on basal quarter, thence seriatly or striately punctate. Legs moderate in length, forelegs shortest; profemora robust. Antennae slightly longer than body; scape robust, widest medially, short, slightly surpassing pronotal apex; third and fourth segments feebly arcuate, the latter longer than the third.

Genotype: *Microopsis dimidiatus*, new species.

This genus is distinguished from other genera which have the elytral punctures arranged seriatly by the rounded elytral apices and the small lower lobes of the eyes.

KEY TO SPECIES

- | | |
|--|----------------------|
| 1. Elytra with dark median fascia oblique, uniform in width..... | 2 |
| Elytra with dark median fascia transverse, narrowed towards suture..... | 3 |
| 2. Elytra entirely indistinctly vittate except on median fascia..... | <i>M. puellus</i> |
| Elytra with several oblique macular fasciae before and behind median fascia..... | <i>M. sapho</i> |
| 3. Elytra with a large, common, obcordate, grayish macula from behind scutellum to middle..... | <i>M. syces</i> |
| Elytra without such a macula..... | 4 |
| 4. Elytra with a pale macular fascia before and behind the dark median fascia..... | <i>M. dimidiatus</i> |
| Elytra without macular fasciae..... | <i>M. eson</i> |

Microopsis puellus, new species (fig. 13, a).

Female. Elongate-oblong, rather robust, convex; piceous, dark-ashy pubescent. Pronotum with a rather broad, indistinct, brown vitta either side of middle, narrowed apically, its lateral margins arcuate. Scutellum broadly margined laterally with dark brown. Elytra along suture with a broad vitta of gray-brown pubescence; just before middle a broad oblique fascia of fuscous running from lateral margin to near suture, somewhat mottled with ashy; apical quarter indistinctly marked with fuscous. Beneath fuscous, last three abdominal segments paler; entirely clothed with thin, fine, pale pubescence. Legs yellowish brown; bases of femora and apical thirds of tibiae, and entire tarsi, fuscous, thinly pale gray pubescent. Antennae yellowish brown, extremes of third segment, apical third of fourth, and two-thirds of each remaining segment, piceous.

Head above and front with scattered coarse punctures; front transverse, slightly convex, narrowed below eye; eye with lower lobe slightly taller than gena, vertical. Pronotum slightly transverse, sides feebly arcuate, base a little wider than apex; disk covered with coarse, not closely set punctures, basally each side of middle a larger, round puncture; transverse sulci obsolete. Elytra slightly widened behind middle, thence narrowed to apices, which are separately angularly rounded. Sterna coarsely punctate; fifth abdominal sternite as long as third and fourth together, apex feebly bilobedly emarginate. Antennae with apex of tenth segment attaining elytral apex, fringed beneath to apex; scape short, robust, slightly surpassing apex of pronotum, strongly expanded medially; third segment feebly arcuate, slightly longer than scape; fourth about one-third longer than third, feebly arcuate; fifth much shorter, rest gradually diminishing in length.

Length, 4 mm.; width, 1.5 mm.

Viti Levu: Navai Mill, near Nandarivatu, Sept. 15, 1938, alt. 2,500 ft., beating shrubbery, holotype female, Zimmerman.




FIGURE 13.—a, *Microopsis puellus*; b, *M. sapho*; c, *M. syces*; d, *M. eson*; e, *M. dimidiatus*; f, *Cyrtinoopsis intensa*.

***Microopsis sapho*, new species (fig. 13, b).**

Male. Elongate-oblong, rather robust, subdepressed; dark reddish brown, sides of pronotum, tips of elytra, apices of femora and basal segments of antennae, pale stramineous; dark-brown pubescent. Pronotum with a median narrow vitta and most of each side, pale-ashy pubescent. Elytra each with two oblique macular fasciae of pale-gray

pubescence extending from behind humerus to suture, the foremost one terminating at basal third, the posterior one just before middle, at apical third from near side margin a macular band of pale ashy extends obliquely to apical quarter of suture, much interrupted internally, middle third of disk and apex irregularly vittate and finely maculate with ashy. Body beneath and legs ashy-brown pubescent. Antennal segments from fourth piceous, narrowly annulate with ashy on bases.

Head above and front rather sparsely and finely punctate; front transverse, convex, strongly narrowed below eyes; eye with lower lobe feebly longer than gena, vertical. Pronotum a little wider than long, sides irregular, constricted at base and before apex; transverse sulci obsolete; disk densely rather coarsely punctate, close to base each side of middle with a deeper rounded puncture. Elytra nearly parallel-sided, feebly wider at apical third, thence feebly narrowed to apices which are separately, broadly rounded and somewhat dehiscent; disk coarsely, irregularly punctate at base, the punctures thence to apex indistinctly seriate, intervals convex. Fifth sternite as long as third and fourth together, apex broadly subtruncate. Antennae with ninth segment attaining elytral apex; densely fimbriate ventrally to apex; scape feebly surpassing apical margin of pronotum, rather robust, slightly wider medially; third segment nearly straight, little longer than scape; fourth distinctly arcuate, one-third longer than third; fifth much shorter, rest subequal to fifth.

Length, 3.6 mm.; width, 1 mm.

Viti Levu: Navai Mill, near Nandarivatu, Sept. 17, 1938, alt. 2,500 ft., holotype male, Zimmerman.

***Microopsis syces*, new species (fig. 13, c).**

Female. Elongate-oblong, robust, convex; piceous, entirely covered with thin, fine, pale-gray pubescence. Elytra with a common obcordate macula at base, reaching nearly to middle, of yellowish-gray pubescence, its posterior half broadly margined with thin white pubescence, a large oval macula nearly covering apical quarter, composed of thin yellowish-gray pubescence, leaving a tapering dark fascia at middle. Legs and antennae dark reddish brown, thinly pale-gray pubescent; antennal segments apically piceous.

Head above coarsely, sparsely punctate; front transverse, narrowed below eyes, with a few scattered punctures; eye with lower lobe subequal in height to gena, vertical. Pronotum slightly transverse, sides feebly arcuate, base slightly wider than apex; transverse sulci obsolete; disk with coarse, well-spaced, shallow punctures. Elytra widened behind middle, thence narrowed to apices, which are separately, narrowly rounded; disk on basal quarter irregularly punctate, rest seriate so. Sterna coarsely punctate; fifth sternite as long as third and fourth together, apex broadly rounded. Antennae with tenth segment surpassing elytral apex, fimbriate beneath to apex; scape short, robust, nearly attaining apical quarter of pronotum, expanded medially; third segment feebly arcuate, slightly longer than first; fourth feebly arcuate, about one-third longer than third; fifth much shorter, rest subequal to fifth.

Length, 4 mm.; width, 1.3 mm.

Viti Levu: Nandarivatu, Sept. 6, 1938, alt. 3,600 ft., holotype female, Zimmerman.

***Microopsis eson*, new species (fig. 13, d).**

Male. Elongate-oblong, rather robust, convex; piceous, thinly gray pubescent. Pronotum at base irregularly pale-yellow pubescent at middle and sides. Scutellum entirely pale yellow. Elytra basally thinly, pale-yellow pubescent, along suture and laterally ex-

tending irregularly to basal third; at apical third an indistinct yellow fascia, leaving a dark tapering fascia medially; apex indistinctly yellowish pubescent. Beneath sparsely pale-yellow pubescent. Legs reddish brown; femora at base, tibiae on apical two-thirds, and tarsi, piceous, thinly clothed with pale-yellow pubescence. Antennae piceous, with scape and bases of other segments reddish brown.

Head and front above coarsely, not closely punctate; front transverse, narrowed below eyes; eye with lower lobe subequal in height to gena, vertical. Pronotum transverse, sides arcuate, base slightly wider than apex; transverse sulci obsolete; disk coarsely, sparsely punctate. Elytra with sides nearly parallel, from apical third attenuate to apices, which are separately rather narrowly rounded; disk on basal third confusedly punctate, punctures thence in indistinct rows to apex, especially confused near suture. Sterna coarsely punctate. Fifth sternite shorter than third and fourth combined, apex rounded. Antennae slightly longer than body, beneath fimbriate to apex; scape short, robust, reaching beyond apex of pronotum, widest medially; third segment arcuate, slightly longer than first; fourth arcuate, one-third longer than third; fifth much shorter, rest subequal to fifth.

Length, 3.3 mm.; width, 1.2 mm.

Viti Levu: Navai Mill, near Nandarivatu, Sept. 7, 1938, alt. 2,700 ft., holotype male, Zimmerman.

Microopsis dimidiatus, new species (fig. 13, *e*).

Male (?). Elongate-oblong, rather robust, convex; piceous, elytra paler; covered with fine, short, ashy pubescence. Pronotum largely dusky pubescent, ashy gray narrowly at middle and indistinctly on sides. Elytra dusky-brown pubescent with pale ashy-gray pubescent markings as follows: each with a rather broad macular vitta from scutellum to basal third along suture, at basal third a row of three short vittae, the middle of which attains base, at apical quarter a double band of maculae which is connected along suture by a patch of scattered maculae to sutural vitta and by indistinct ones to apex, medially with a dark fascia, narrowest near suture. Body beneath entirely ashy-gray pubescent as are the legs. Antennae dark yellowish brown, ashy pubescent, segments indistinctly and narrowly pale annulate basally.

Head above and front with a few coarse punctures; front convex, transverse, strongly narrowed below eyes; eye with lower lobe scarcely longer than gena, vertical. Pronotum transverse; sides feebly arcuate, slightly narrowed anteriorly; transverse sulci obsolete; disk densely moderately finely punctate. Elytra slightly widened to apical third, thence narrowed to apices, which are separately rounded; disk on basal quarter punctate as pronotum, thence to apices punctures seriate. Sterna entirely punctate except at apex of metasternum; fifth sternite about as long as third and fourth together, apex broadly arcuate. Antennae slightly longer than body, tenth segment surpassing apex of elytra; robust, beneath with a rather long fringe to apex; scape short, slightly surpassing apex of pronotum, strongly expanded medially; third segment nearly straight, slightly longer than scape; fourth arcuate, one-third longer than third; fifth much shorter, rest gradually diminishing.

Length, 2.5 to 3.5 mm.; width, 1 to 1.2 mm.

Viti Levu: Navai-Nasonga Trail, west slope, Sept. 12, 1938, alt. 2,500-3,000 ft., holotype male, Zimmerman; Navai Mill, Nandarivatu, Oct. 13, 1937, 1 paratype, Valentine.

Lau Islands: Kambara, Aug. 24, 1924, 1 paratype, Bryan.

Genus *Cyrtinoopsis*, new genus

Small, elongate-ovate, convex. Head with front transverse; eye with lower lobe large, about twice as tall as gena, triangular. Pronotum subquadrate, apex narrower than base, sides straight; transverse sulci wanting; disk rugose. Elytra feebly widened behind middle, then strongly narrowed to apices; apices separately narrowly rounded, shortly obliquely truncate at suture, the outer angle broadly dentate; disk seriatly punctate, except at base; sides strongly extended below abdomen. Legs moderately long, front ones shorter; femora long, strongly attenuate on basal halves, hind ones not attaining apex of abdomen. Antennae shorter than body (female?); scape moderately robust, short, attaining apex of pronotum; third and fourth segments feebly arcuate, the former much longer than the latter.

Genotype: *Cyrtinoopsis intensa*, new species.

This genus holds an isolated position in the tribe and is especially distinct in that the elytral sides extend below the sides of the abdomen as in the *Cyrtinini* and *Dorcadionini*.

Cyrtinoopsis intensa, new species (fig. 13, f).

Female? Elongate-ovate, robust; reddish brown, covered with brown pubescence. Pronotum each side and head behind eye with a vitta of dense ashy tomentum. Elytra each with ashy tomentose markings as follows: a small rounded macula on basal margin near scutellum, an arcuate basal macula on humerus, poorly defined posteriorly, a minute macula just before center of disk and another similar one at apical third, and a very broad vitta along suture from apical quarter to apex, its outer margin incised near the middle, its anterior margin oblique; remainder of apex dark fulvous, its anterior end oblique, longer laterally, bordered with fuscous. Body beneath hoary-gray pubescent; legs fulvous pubescent, interrupted by glabrous punctures; antennae hoary, annulate on bases of segments beginning with fifth.

Head with front subquadrate, feebly narrowed between eyes, with a few moderately coarse punctures at middle; eye with lower lobe vertical, its posterior margin strongly oblique, about one-third again as tall as gena. Pronotum as long as wide at base, much narrower than elytra, sides nearly straight, gradually narrowing apically; disk with a few very coarse punctures medially. Elytra covering sternal sidepieces, gradually widened to apical third, then retracted to apices; each apex with a broad, rounded tooth or short process at tip, then obliquely emarginate to suture; disk with very coarse, shallow punctures, arranged in rows except near base. Fifth sternite as long as third and fourth together, broadly emarginate at apex. Antennae attaining apical third of elytra; scape robust, clavate, feebly surpassing pronotal apex; third segment more than one-half again as long as first, nearly straight; fourth scarcely longer than first, nearly straight; remaining segments each only half as long as fourth.

Length, 6.5 mm.; width, 2.1 mm.

Viti Levu: Tholo North, Nandarivatu, Oct. 20, 1937, holotype female(?), Valentine.

Genus *Similoopsis*, new genus

Moderate-sized; elongate-ovate, convex. Head with front transverse; eye with lower lobe transverse, more than twice as long as gena. Pronotum slightly transverse, sides broadly rounded, distinctly narrowed apically; apical margin straight, disk coarsely, densely punctate; basal transverse sulcus obsolete. Elytra with sides nearly parallel to

apical third, thence attenuate to apices which are separately, angularly rounded; disk densely granulate-punctate to behind middle, punctures simple and irregularly placed to apex, vaguely forming striae especially towards suture. Legs moderate, forelegs shortest; profemora robust. Antennae one-third longer than body in male, slightly shorter in female; scape short, robust, clavate, widest medially, slightly surpassing pronotal apex; third and fourth segments arcuate, fourth longer than third.

Genotype: *Opsis semigranosus* Fairmaire.

This genus resembles *Opsis* in body shape, but is distinguished by the granulate punctures on the elytra and by the longer antennae. From *Neopsis*, which has similar elytral sculpturing and antennae, it is distinct in the form of pronotum and the elytral apices.

Similopsis semigranosus (Fairmaire).

Opsis semigranosus Fairmaire, Pet. Nouv. Ent. 2: 289, 1879; Soc. ent. France, Ann. VI, 1: 475, 1881.

Male. Elongate-ovate, rather robust; dark reddish brown, sparsely covered with short, fine, dull fulvous pubescence. Pronotum usually glabrous medially. Elytra each with five series of small maculae of denser fulvous pubescence, each series consisting of a macula near basal third and three or more close to apical quarter, the fifth series placed on the extreme lateral margin, the fourth along edge of disk, both it and the fifth with more maculae than the others. Body beneath, legs, and antennae reddish brown, hoary pubescent; metasternum with a large fulvous macula each side; abdomen with sides of sternites fulvous; legs mottled with brown; antennae indistinctly annulate at bases.

Head densely, rather finely punctate above and on front except at middle of vertex; front subquadrate, not narrowed between eyes; eye with lower lobe transverse, oblong, one-half again as tall as gena. Pronotum as long as wide, sides arcuate, narrowed anteriorly; disk irregularly, densely, rather coarsely punctate. Elytra gradually narrowed from humeri; apices subacuminate, separately narrowly rounded and angulate at tip; disk rather densely, finely, irregularly granulate-punctate to near apical third, thence to apex simply punctate, with several indistinct costae, more prominent towards apex. Fifth sternite nearly as long as third and fourth together, apex deeply, angularly emarginate. Antennae slightly longer than body, the ninth segment surpassing elytral apex; scape robust, clavate, feebly surpassing pronotal apex; third segment one-third longer than first, strongly arcuate; fourth distinctly longer than third, less strongly arcuate; rest shorter.

Female. As male but antennae only as long as body, protarsi less robust; fifth sternite more deeply impressed medially.

Length, 10 to 13 mm.; width, 3.3 to 4.3 mm.

Ovalau: Wainiloka, Aug. 28, 1937, holotype male, Valentine.

Viti Levu: Tailevu, Londoni, Aug. 29, 1937, 1 paratype, Valentine.

Kandavu: Wai Salima, April 30, 1941, 1 paratype, Krauss.

Makondronga: Near leper settlement, Dec. 22, 1940, allotype female, Degener.

Lau Islands: Munia, Aug. 3, 1938, 1 paratype, Zimmerman. Namuka, Aug. 13, 1924, 1 paratype, Bryan.

This species is distinguishable at once by the granulate-punctate elytra and the body form.

Similoopsis granicornis (Fairmaire).

Oopsis granicornis Fairmaire, *Pet. Nouv. Ent.* 2: 290, 1879; *Soc. ent. France, Ann. VI*, 1: 476, 1881.

"Oblong-elliptical, fuscous, shining, luteus pubescent, laterally dense; elytra with several guttules of luteus; head between antennae briefly striate, deeply, rather densely punctate all over; antennae slightly longer than body, third segment moderately arcuate, second at apex very minutely dentate, quite rounded; prothorax slightly transverse, anteriorly narrowed, coarsely, rather densely punctate, disk chiefly transversely plicate posteriorly. Scutellum triangular. Elytra at base rather densely granulate, granules behind middle smaller and sparser, posterior part striate, striae anteriorly evanescent, quite geminate, alternate intervals more elevated, apex obtusely truncate. Length 13.5 mm. Viti Levu.

"Differs from *semigranosus* in the more convex and more slender body; prothorax longer; antennae longer with second segment dentate, and the elytra not acuminate, visibly truncate." (A translation of the original description.)

Genus **Sybra** Pascoe

Sybra Pascoe, *Ent. Soc. London, Trans. III*, 3: 141, 198, 1865.

Moderate or small, elongate-oblong, convex. Head with front transverse; eye with lower lobe large, transverse or vertical. Pronotum transverse, sides broadly arcuate, narrower at apex, apical margin broadly rounded; disk punctate, transverse sulci obsolete. Elytra slightly widened at middle, thence narrowed to apices; apices narrowly rounded, broadly emarginately truncate at suture, outer angle dentate; disk confusedly punctate on basal quarter, thence to apex seriatly punctate, sometimes substriate. Legs moderate in length, front ones shorter; profemora very robust. Antennae as long as body, or slightly shorter; scape short, robust, widest medially; third and fourth segments arcuate, the latter slightly longer than third.

KEY TO SPECIES

- | | |
|--|--------------------------|
| 1. Elytra with a common pale macula on apical third..... | 2 |
| Elytra without a common pale macula apically..... | 4 |
| 2. Elytral apical macula narrow, not extending far onto disk..... | S. catopa |
| Elytral apical macula broad, extending to near lateral margin..... | 3 |
| 3. Metasternum entirely gray pubescent..... | S. similis |
| Metasternum yellow pubescent..... | S. suturemaculata |
| 4. Elytra densely fulvous pubescent, not interrupted by the rows of punctures..... | S. uniformis |
| Elytra more sparsely pubescent, interrupted by rows of punctures..... | 5 |
| 5. Elytra gray pubescent..... | S. grisea |
| Elytra fulvous pubescent..... | S. apicespinosa |

Sybra apicespinosa Breuning, *Fol. Zool. Hydrobiol.* 11: 143, 1942.

Male. Elongate-oblong, rather slender, cylindrical; entirely dark reddish brown, sparsely covered with ashy-gray pubescence. Elytra feebly variegated with brownish and occasionally with an elongate-oblong macula along suture at apex.

Head coarsely punctate between eyes and on front; front slightly narrowed between eyes; eyes with lower lobes obliquely vertical, rather small, slightly taller than gena. Pronotum a little wider than long or subquadrate, sides narrowed more strongly anteriorly; disk rather coarsely and densely punctate, basal transverse sulcus scarcely indicated. Elytra elongate, more or less parallel-sided; apex with a short distinct tooth; disk rather finely punctate, the punctures in fairly regular rows, except at base where they are con-

fused. Fifth sternite not so long as third and fourth together, the apex more or less truncate. Antennae slightly longer than body; scape robust, clavate, slightly surpassing pronotal apex; third segment about two-thirds longer than scape, arcuate; fourth nearly straight, slightly longer than third.

Female. As male but antennae slightly shorter than body; fifth sternite as long as third and fourth together, broadly emarginate at apex.

Length, 6 to 9.5 mm.; width, 2.2 to 3.2 mm.

Viti Levu: Tailevu, Navithula, Aug. 18, 1937, on *Hibiscus tiliaceus*, 3 specimens, Valentine; Tailevu, Korovou, July 23, Sept. 26, 1937, 3 specimens, Valentine; Tailevu, Londoni, Aug. 29, 1937, 1 specimen, Valentine; Nandari-vatu, Sept. 7, 1937, 1 specimen, Valentine; Tholo-i-Suva, July 25, 1939, 2 specimens, Zimmerman.

Ovalau: Thawathi, July 12, 1938, alt. 600-900 ft., 8 specimens; Andu-bangda, July 18, 1938, 2 specimens; Draiba Trail, July 9, 1938, 3 specimens. All collected by Zimmerman.

Moala: Vunuke [Vunuku], July 23, 1938, 8 specimens, Kondo and Zimmerman; without further locality, July 9, 1924, on coconut, 2 specimens, R. H. Beck; one mile west of Naroi, Aug. 25, 1938, 2 specimens, Zimmerman.

Kandavu: Wai Salima, April 30, 1941, 1 specimen, Krauss.

Lau Islands, Vanua Mbalavu: Mvana, Aug. 9, 1938, 1 specimen, Zimmerman.

Sybra grisea Breuning, Festschr. E. Strand 5:253, 1939.

Male. Elongate-oblong, rather slender, cylindrical; dark reddish brown, densely covered with pale ashy-fulvous pubescence. Pronotum with disk feebly darker broadly at middle. Antennae slightly infusate on apices of segments.

Head above and on front rather coarsely, not densely punctate; front parallel-sided; eye with lower lobe quadrate, about twice as tall as gena. Pronotum slightly transverse, sides broadly rounded, apex distinctly narrower than base; basal sulcus feeble; disk rather coarsely and densely punctate. Elytra with apices strongly dentate at tip; punctation about as coarse as that of pronotum, punctures irregularly placed at base, thence arranged in regular rows to apex. Fifth sternite much shorter than third and fourth together; apex broadly, feebly rounded. Antennae attaining apical fifth of elytra; scape robust, clavate, attaining pronotal apex; third segment one-third longer than scape, arcuate; fourth segment slightly longer than third, arcuate; rest shorter.

Length, 8.7 to 9.3 mm.; width, 2.8 to 3 mm.

Viti Levu, Tailevu: Londoni, Aug. 19, 1937, 1 specimen, Valentine; Korovou, July 23, 1937, 1 specimen, Valentine.

Sybra uniformis Breuning, Festschr. E. Strand 5:253, 1939.

Male. Elongate-ovate, rather robust, convex; head and pronotum dark reddish brown, elytra paler; entirely bright fulvous pubescent, the pubescence denser in spots, giving a mottled effect, on the undersurface the punctures show through the pubescence. Legs and antennae medium reddish brown, moderately densely bright fulvous pubescent.

Head with vertex having few, coarse punctures, median impressed line from occiput to epistoma; front transverse, feebly narrowed between eyes, more strongly so below; surface with scattered, coarse punctures; eye with lower lobe very large, nearly three times length of gena; antennal tubercles feeble, very widely separated, feebly concave

between them. Pronotum transverse, base slightly wider than apex, sides feebly arcuate; apical sulcus obsolete, basal one feeble, center of disk smooth, remainder coarsely, sparsely punctate. Scutellum transverse, sides and apex rounded. Elytra with sides gradually attenuate to apices, which are narrow and emarginate at suture, a broad, obtuse tooth at tip; disk coarsely punctate, near center somewhat irregularly, seriatly punctate. Pro- and mesosternum medially, and pro- and mesocoxae, with long hairs; fifth sternite deeply, angularly emarginate at apex. Antennae not quite as long as body; scape robust, clavate from base; third segment feebly arcuate, more than half again as long as scape; fourth slightly longer than third; fifth and remaining segments shorter; fimbriate beneath from third segment.

Length, 13 mm.; width, 4.5 mm.

Viti Levu: Belt Road, 40-50 miles west of Suva, July 26, 1938, beating shrubs, 1 specimen, Zimmerman.

***Sybra suturemaculata* Breuning, Festschr. E. Strand 5:253, 1939.**

Male. Elongate-oblong, rather robust; dark reddish brown, ashy pubescent; front of head and body beneath, chrome yellow pubescent. Pronotum with basal margin, much of sides, and several streaks on base of disk, chrome yellow. Scutellum chrome yellow pubescent. Elytra becoming brown pubescent posteriorly, with numerous maculae and streaks on base, scattered small maculae on rest of disk, and a large, common, subtriangular macula on apices, chrome yellow, the apical macula sometimes whitish in whole or in part. Legs and antennae pale-gray pubescent, segments from fourth brown pubescent except narrowly at base; profemora yellowish laterally.

Head above and on front finely, rather densely punctate; front vertical, feebly narrowed between eyes; eye with lower lobe large, more than twice as tall as gena. Pronotum slightly transverse; sides irregular, subtuberculate medially and anteriorly; disk finely, rather densely punctate. Elytra with sides parallel; apices obliquely truncate from suture, broadly dentate at tip; disk granularly or rugosely punctate at base, punctures from basal third much finer and seriatly arranged. Fifth sternite nearly as long as third and fourth together, apex broadly and feebly arcuate. Antennae feebly longer than body, densely but briefly fringed beneath; scape robust, clavate, feebly surpassing pronotal apex; third segment one-third longer than first, arcuate; fourth segment distinctly longer than third, arcuate; remainder shorter.

Female. As male but antennae distinctly shorter than body and fifth sternite longitudinally grooved medially, the apex broadly, feebly emarginate.

Length, 9 to 14 mm.; width, 3.2 to 4 mm.

Ovalau: Wainiloka, Sept. 27, 1937, 3 specimens, Valentine.

Viti Levu: Nandarivatu, Nov. 1940, alt. 2,500 ft., 1 specimen, Degener.

This species is distinguished by the chrome-yellow pubescence which covers the entire front and much of the undersurface, as well as by the chrome maculation of the upper surface.

***Sybra similis* Breuning, Festschr. E. Strand 5:253, 1939.**

Female? Elongate-oblong, rather robust; dark reddish brown, entirely covered with hoary-gray pubescence. Head with front tinged with yellow below. Pronotum immaculate. Scutellum chrome-yellow pubescent. Elytra entirely hoary pubescent, the pubescence arranged in numerous fine vittae; several vittae and maculae on basal quarter, one macula on each disk before middle, and a large, irregularly semicircular, common macula on apex, chrome yellow. Abdomen with two series of large, quadrate, yellow maculae each side, the outer series more distinct. Legs and antennae hoary pubescent; the distal antennal segments darker apically.

Head rather finely, densely punctate above and on upper part of front; front vertical, slightly narrowed between eyes; eyes with lower lobe vertical, subquadrate, twice as tall as gena. Pronotum with sides irregular; disk moderately finely, densely punctate. Elytra parallel-sided, apices emarginately truncate from suture, tip scarcely dentate; disk granularly or rugosely punctate on basal third, thence punctures much finer and seriatly arranged. Fifth sternite about as long as third and fourth together, apex emarginate medially. Antennae distinctly shorter than body; scape robust, clavate, attaining pronotal apex; third segment one-quarter longer than first, arcuate; fourth distinctly longer than third, arcuate; remainder shorter.

Length, 12 mm.; width, 3.6 mm.

Moala: Vunuka [Vunuku], Aug. 23, 1938, 1 specimen, Zimmerman.

This species is very similar to *S. suturemaculata*, but there is no chrome maculation on the pronotum; the elytral chrome maculation is confined to the basal half, except the large preapical macula; the undersurface is hoary pubescent; the front is chrome only on its lower portion; and the elytral apices are scarcely dentate.

Sybra catopa, new species (fig. 14, a).

Female? Elongate-oblong, rather robust; reddish brown, entirely covered with dull-gray pubescence. Head with front tinged with yellow below. Pronotum immaculate, but the pubescence feebly denser broadly on each side of disk. Scutellum at base chrome-yellow pubescent. Elytra along basal margin and sparsely on basal quarter irregularly maculate with chrome yellow, the hoary pubescence arranged in numerous, indefinite, narrow vittae; along suture at apex displaced by brown; at apical quarter near suture a distinct, subquadrate, white macula, followed posteriorly by an irregular series of white flecks and basally with several pale flecks extending obliquely antero-laterad from it in a line. Body beneath, legs, and antennae reddish brown, hoary pubescent; abdomen each side with a row of chrome-yellow, irregular maculae.

Head rather finely, densely punctate above and on front; the latter feebly vertical, broad, subquadrate, feebly narrowed between eyes; eyes with lower lobe vertical, oblong, more than twice as tall as gena. Pronotum with sides arcuate, distinctly narrowed anteriorly; disk densely, finely punctate except along median line. Elytra more or less parallel-sided; apices emarginately truncate obliquely from suture, tip with a distinct broad tooth; disk rugosely punctate on basal quarter, thence to apices punctures finer and seriatly arranged, obsolete behind apical quarter. Fifth sternite nearly as long as third and fourth together, with a shallow, longitudinal groove medially, the apex broadly emarginate. Antennae reaching to apical quarter of elytra; scape robust, clavate, attaining pronotal apex; third segment about one-third again as long as first, arcuate; fourth slightly longer than third and more strongly arcuate than it; rest much shorter.

Length, 13 mm.; width, 4 mm.

Viti Levu: Tailevu, Korovou, July 23, 1937, holotype female?, Valentine.

S. catopa is closely related to *S. similis*, but is distinct in having the front more punctate, the pronotal punctures finer and denser, and the elytral punctation obsolete apically; the maculation of the apical region of the elytra is also unique.

Sybra rosacea Breuning, Fol. Zool. Hydrobiol. 11: 143, 1942.

"Close to *stigmatica* Pascoe, but broader, antennae not surpassing apical third of elytra, third segment as long as fourth; lower ocular lobe somewhat longer than gena; front broader than high; head densely finely, pronotum less finely punctate, the latter as

long as broad; elytra distinctly broader than pronotum, apices narrowly, obliquely truncate, very densely, slightly finely punctate, sides of mesosternum coarsely punctate. Red, red-brown tomentose; each side of pronotal disk with a narrow white vitta, on the inner edge of which is a narrow dark brown vitta and which becomes quite rosy externally and is interrupted by rosy; elytra covered with white, rosy, and brown bands, on the middle of each disk several narrow, very elongate, white and rose maculae; femora and tibiae partially rosy tomentose; apices of the fourth, fifth to eighth segments of antennae black, ninth to eleventh rosy tomentose. 9 mm. Fiji Islands in Museum of Paris." (A translation of the original description.)

Genus *Similosybra*, new genus

Small, elongate-ovate, convex; head with front strongly transverse; eye with lower lobe subtriangular, slightly longer than gena. Pronotum subquadrate; sides feebly arcuate, apex nearly as wide as base; anterior margin distinctly arcuate; disk coarsely, densely punctate, transverse sulci wanting. Elytra scarcely wider than pronotum, sides broadly arcuate, gradually attenuate to apices; apices together rounded, outer margin ending in a broad process; disk rather finely punctate, irregularly at extreme base, seriatly for remainder of surface. Legs rather short, front ones shortest; profemora strongly robust. Antennae distinctly shorter than body; scape short, robust, slightly surpassing pronotal apex; third segment strongly arcuate, fourth feebly so and slightly shorter than third.

Genotype: *Opsis discedens* Fairmaire.

Similosybra is close to *Sybra* but differs from it in the shape of the elytral apex, the very narrowed base of the elytra, and the smaller lower lobe of the eyes.

Similosybra discedens (Fairmaire).

Opsis discedens Fairmaire, Soc. ent. France, Ann. VI, 1: 481, 1881.

Sybra persimilis Breuning, Festschr. E. Strand 5:253, 1939.

Male. Elongate-ovate, slender; head and pronotum piceous, elytra paler. Head with very thin, fine, pale pubescence. Pronotum with gray and pale fulvous pubescence intermixed, the fulvous forming an indistinct broad vitta either side of middle. Scutellum thinly gray pubescent. Elytra very thinly gray or pale fulvous pubescent, laterally with an elongate dark area, widest behind middle and extending only to apical quarter, the internal border margined with dense grayish pubescence; apical quarter somewhat more densely grayish or pale-fulvous pubescent, sometimes a common, indistinct or very distinct, darker patch of pubescence at suture on declivous portion. Beneath medium reddish brown, thinly gray pubescent, the pubescence on abdomen forming three indistinct grayish vittae, one medially, and one either side of middle. Legs reddish brown, femora broadly piceous medially; finely, thinly gray pubescent. Antennae piceous or dark reddish brown, basal two-thirds of third and fourth segments, and basal half of remaining segments paler; finely, thinly gray pubescent.

Head above coarsely, deeply, sparsely punctate as is the front, median impressed line obsolete; vertex shallowly concave; eyes with lower lobe triangular, slightly taller than genae; antennal tubercles prominent, very widely separated. Pronotum subquadrate, slightly wider at base than apex, sides feebly arcuate; transverse sulci absent; disk coarsely, deeply, sparsely punctate. Scutellum strongly transverse, sides and apex broadly rounded. Elytra gradually widening to behind middle, thence to apices strongly attenuate; apices together rounded, outer margin ending in a broad process; disk coarsely seriatly punctate, laterally punctures more or less obsolete; humeri simply rounded, no impression laterally beneath them. Sterna deeply, coarsely punctate; fifth sternite broadly rounded at apex. Antennae slightly shorter than body; scape reaching just beyond apex of pro-

notum, robust, clavate from base, slightly narrower at apex, surface finely, densely punctate; third segment one-third longer than scape, arcuate; fourth shorter than third; fifth much shorter than fourth, remaining segments gradually shorter; shortly sparsely fimbriate beneath from third segment.

Female. More robust; fifth sternite broader and with a broad, shallow, triangular impression medially.

Length, 4 to 5.7 mm.; width, 1.5 to 1.9 mm.

Moala: Vanuka [Vunuku], July 23, 1938, alt. 100 ft., rotten logs, 8 specimens, Zimmerman.

Lau Islands: Lakemba, Sept. 3, 1924, 3 specimens, Bryan.

Vanua Mbalavu: Mvana, Aug. 5, 9, 1938, alt. 200-500 ft., beating shrubs, 2 specimens, Zimmerman.

Oneata: Dakuiloa, Aug. 21, 1938, beating shrubs, 2 specimens, Zimmerman.

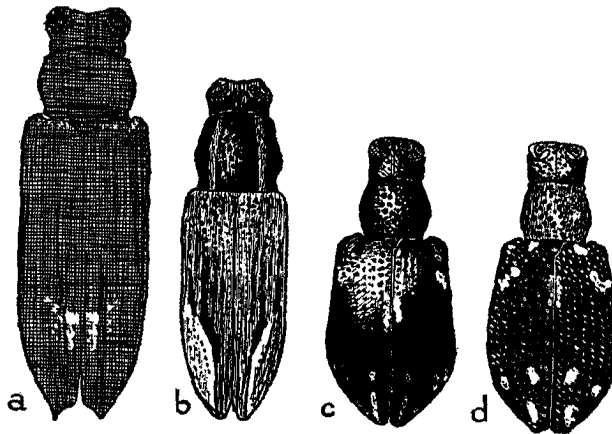


FIGURE 14.—a, *Sybra catopa*; b, *Sybroides howqua*; c, *Gemylus upsilon*; d, *G. waimiloka*.

Ovalau: Draiba Trail, July 8, 9, 1938, alt. 600-1,000 ft., beating, 2 specimens, Zimmerman; Thawathi, Aug. 12, 16, 1938, alt. 600-900 ft., beating dead branches, 7 specimens, Zimmerman.

Viti Levu: Suva, July 7, 1937, 2 specimens, Valentine; Tholo-i-Suva, July 21, 1938, alt. 500-600 ft., beating, 1 specimen, Zimmerman; ridge west of Nandarivatu, Sept. 9, 1938, alt. 2,000-3,000 ft., beating shrubbery, 1 specimen, Zimmerman; Navai Mill, near Nandarivatu, Sept. 15, 1938, alt. 2,500 ft., beating shrubbery, 1 specimen, Zimmerman; Tailevu, Korovou, July 23, 1937, 1 specimen, Valentine; Vunindawa, May 2, 1941, 1 specimen, Krauss; Tailevu, Naivithula, Sept. 2, 6, 1937, 4 specimens, Valentine.

This species is extremely variable in the color pattern. Sometimes the apical triangular macula is absent or present as a narrow transverse fascia, the suture may have small, dark-brown maculae particularly behind the middle,

and the posterior margin of the lateral macula may have several small elongate tubercles which are covered with very pale pubescence.

Genus *Sybroides*, new genus

Small, elongate-ovate, convex. Head with front transverse; eye with lower lobe only one-half again as tall as gena. Pronotum transverse, sides arcuate, strongly bent behind middle, narrower at apex, apical margin broadly arcuate; basal transverse sulcus feeble, apical one obsolete; disk coarsely punctate. Elytra attenuate apically, apices separately narrowly rounded, shortly, obliquely truncate at suture, not dentate at outer angle; disk confusedly punctate on basal quarter, along suture punctures confused to middle, on rest of disk arranged in striae, all punctures very coarse. Legs moderate in length, front ones shorter; profemora very robust. Antennae shorter than body (female); scape short, attaining apex of pronotum; third and fourth segments arcuate, the former longer than the latter.

Genotype: *Sybroides howqua*, new species.

This genus is close to *Sybra* but is distinct in having the lower lobe of eye only one-half again as tall as gena; the sides of the pronotum strongly bent behind the middle; the punctuation of the elytra is different and so is the shape of the elytral apex; and the third segment of the antennae is longer than the fourth.

Sybroides howqua, new species (fig. 14, *b*).

Female. Elongate-ovate, rather robust; dark reddish brown, covered with ashy-brown pubescence. Pronotum on each side of disk with a distinct vitta of fulvous and ashy and on the middle of each side with a large macula of fulvous. Elytra largely pale fulvous, broadly shaded with brown towards suture; on apical two-fifths with several maculae or vittae of fuscous, delimiting a sort of triangular area, at the apex of which is a large ashy macula. Body beneath, legs, and antennae covered with silky pubescence that appears ashy from some angles, fuscous from others.

Head above and on front coarsely, sparsely punctate; front transverse, distinctly narrowed below and between eyes; eyes with lower lobe feebly transverse, subquadrate, about one-third taller than gena. Pronotum feebly transverse, sides angulate near middle, apex narrower than base; disk coarsely, rather densely punctate. Elytra with sides gradually tapering; apices separately, narrowly rounded; disk coarsely, seriatly punctate, the punctures confused near base. Fifth sternite nearly as long as third and fourth together, indistinctly transversely impressed before apex; apex emarginate. Antennae about seven-eighths as long as body, with sparse, short, erect hairs on all surfaces; scape robust, clavate, scarcely attaining pronotal apex; third segment more than one-half again as long as first, arcuate; fourth slightly shorter than third, feebly arcuate; rest shorter.

Length, 8 mm.; width, 2.3 mm.

Lau Islands: Tuvutha, Sept. 10, 1924, holotype female, Bryan.

Genus *Gemylus* Pascoe

Gemylus Pascoe, Ent. Soc. London, Trans. III, 3: 141, 197, 1865.

Elongate-ovate robust, strongly convex. Head with front trapeziform, narrowed above; eye deeply emarginate, lower lobe large, much higher than gena; antennal tubercles feeble, widely separated, vertex not sulcate between them. Pronotum transverse or

subquadrate, sides feebly arcuate, slightly narrower at apex than at base; disk strongly, coarsely punctate. Scutellum elongate, sides strongly oblique, apex rounded. Elytra widened at middle, apices obtusely angulate or narrowly rounded; disk coarsely punctate, punctures seriate at least on apical half; humeri with their anterior margins oblique. Prosternum simple, angularly expanded into the procoxae, strongly widened behind coxae; mesosternal process simple, moderately broad, expanded into the coxae, apex emarginate. First sternite as long as second to fourth combined. Legs rather long, hind ones elongate; femora clavate, metafemora subpedunculate, at least attaining elytral apices; meso- and metatibiae with a row of short, stiff setae externally at apex. Antennae shorter than body; scape more or less fusiform, attaining pronotal apex; third segment much longer than first, expanded apically; fourth slightly shorter than third, arcuate; rest much shorter.

KEY TO SPECIES

1. Front above nearly as wide as the width of the lower lobe of eye below..... 3
Front above very narrow, not nearly as wide as lower lobe of eye below..... 2
2. Elytra irrorate with silvery-white pubescence.....**G. uniformis**
Elytra very densely pale pubescent, with large maculae and short vittae.....
.....**G. angustifrons**
3. Elytra at apex with a broad Y-shaped mark of white pubescence.....**G. upsilon**
Elytra without a Y-shaped mark of white pubescence..... 4
4. Elytra on apical quarter each with two distinct, elongate, white tomentose maculae
.....**G. albosticticus**
Elytra on apical quarter with maculation confused.....**G. wainiloka**

Gemylus angustifrons Breuning, Festschr. E. Strand 5: 284, 1939.

Elongate-ovate, strongly convex, robust; piceous or black, usually with metallic reflex, especially on sides of pronotum and elytra; marked with silvery-white or pale pinkish pubescence as follows: head below and behind eyes vittate. Pronotum usually with a broad vitta each side and a narrow one above coxae, with the intervening area sometimes more or less pale pubescent as well, the discal vitta occasionally is reduced to a median macula or may be completely wanting. Elytra densely sprinkled, very frequently with an oblique band from middle of base running behind suture and another oblique band from side margin to suture at apical quarter, but very variable in form and pattern. Body beneath, legs, and antennae black or piceous but the legs are often pale, more or less densely covered with pale pubescence; antennae annulate with whitish on bases of fourth and sixth to eleventh segments.

Head with front triangular, strongly narrowed above; eye with lower lobe subrotund, large, about two and one-half times as high as gena. Pronotum feebly transverse, sides slightly arcuate, a little narrower anteriorly; disk rather densely covered with coarse, subquadrate punctures. Elytra slightly widened to behind middle, then rounded to apices which are obtusely angulate; disk coarsely, rather closely, punctate, irregularly on basal half, seriatly apically. Fifth sternite shorter than first in male, as long in female. Metafemora surpassing elytral apices in male, just attaining them in female. Antennae a little shorter than body in both sexes; scape attaining apex of pronotum, not very robust, thickest medially; third segment nearly twice length of scape, thickened gradually to apex, beneath very densely covered with long cilia; fourth slightly shorter than third, not robust, slightly arcuate, feebly expanded apically; fifth and following less than half as long as fourth; from fourth segment sparsely fimbriate beneath.

Length, 4 to 6.5 mm.; width, 1.5 to 2.1 mm.

Viti Levu: Navai Mill, near Nandarivatu, Sept. 15-17, 1938, alt. 2,500 ft., beating shrubbery, 6 specimens, Zimmerman; Nandarivatu, Oct. 20, 1937, 1

specimen, Valentine; ridge west of Nandarivatu, Sept. 11, 1938, alt. 2,800 ft., 2 specimens, Zimmerman; Tailevu: Waito, Sept. 4, 20, 1937, 6 specimens, Valentine; Naivithula, Aug. 22, 26, 1937, and Sept. 2, 2 specimens, Valentine; Korovou, Aug. 1937, 1 specimen, Valentine. Tholo-i-Suva, July 21-27, 1938, beating, 11 specimens, Zimmerman; Colo-i-Suva, June 29, 1924, 2 specimens, Bryan; Belt Road, 15-50 miles west of Suva, July 22-26, 1938, beating shrubs, 4 specimens, Zimmerman.

***Gemylus albosticticus* Breuning, Festschr. E. Strand 5: 284, 1939.**

Male. Elongate-ovate, robust, strongly convex; black or piceous, nearly shining, with a metallic reflex; entirely covered with short fuscous pubescence, and with white tomentose markings as follows: head with a macula behind each upper lobe of eye, front and genae entirely densely white, vertex more thinly so. Pronotum on disk with a small, rounded macula either side of middle and usually with a small, thinly pubescent, irregularly shaped macula at apex and base of median line. Scutellum thinly white pubescent. Elytra each with three maculae, the largest elongate, just before middle, oblique to sides, two maculae on apical third, smaller and more or less rounded, the lateral one the smaller of the two, there is usually a common elongate macula just before middle, frequently the extreme base of the elytra and the apex may be thinly white pubescent. Beneath piceous or black, thinly fuscous pubescent, the pro-, meso-, and metasterna laterally white tomentose, the abdomen laterally broadly, thinly white pubescent. Legs piceous or black, thinly grayish-brown pubescent, outer side sometimes thinly white pubescent at base and apex. Antennae with scape piceous or black, thinly dark brown pubescent, remaining segments dark reddish brown, entirely covered with fine dark-brown pubescence.

Head above on occiput finely alutaceous, vertex nearly smooth, sometimes with a few small punctures; front narrowed between eyes, widened strongly below; eyes with lower lobe more than twice height of gena, straight, strongly oblique; antennal tubercles obsolete, well-separated. Pronotum feebly transverse or subquadrate, slightly wider basally than apically, sides broadly arcuate; disk with coarse, deep punctures. Elytra with sides slightly widened before middle, then gradually narrowed to apices which are each separately rounded; disk on basal third with coarse, deep punctures, on apical two-thirds punctures arranged seriatly. Mesosternal side-pieces and sides of metasternum coarsely punctate. Antennae distinctly shorter than body; scape attaining apex of pronotum, cylindrical, feebly fusiform; third segment half again as long as scape, somewhat fusiform; fourth segment slightly longer than third; remaining segments much shorter and subequal to each other; fimbriate entire length. Legs with metafemora slightly longer than body.

Female. Slightly more robust; metafemora not as long as body, abdomen less concave on ventral side.

Length, 3.5 to 5.5 mm.; width, 1.3 to 2 mm.

Viti Levu: Singatoka, Nov. 5, 1937, beating, 2 specimens, Valentine; Lami Quarry, near Suva, July 24, 1938, alt. 10-250 ft., beating shrubs, 1 specimen, Zimmerman; Suva Bay, July 16, 1923, 1 specimen, Swezey.

Ovalau: Wainiloka, July 11, 1938, alt. 200 ft., beating, 1 specimen, Zimmerman; Andubangda, July 18, 1938, alt. 900-1,500 ft., 2 specimens, Zimmerman; Thawathi, July 16, 1938, alt. 600-800 ft., 1 specimen, Zimmerman.

The maculae on the elytra vary somewhat in density of pubescence, sometimes some are lacking, or the large oblique one may be broken into two.

Gemylus uniformis Breuning.

Gemylus angustifrons form *uniformis* Breuning, Festschr. E. Strand 5: 285, 1939.

Male. Elongate-ovate, robust, strongly convex; black or piceous, with strong metallic reflex. Head with a small macula either side of middle on occiput and vertex, thinly silvery-gray pubescent; front and genae covered with same pubescence but more densely so. Pronotum with a wide vitta medially of thin fine dark-brown pubescence, the sides thinly silvery-gray pubescent. Elytra with fine dark-brown pubescence, irrorate with the silvery-gray pubescence, the tips of apices silvery gray. Beneath piceous, with very fine, thin, silvery-gray pubescence. Legs medium reddish brown with same pubescence as abdomen. Antennae with first three segments dark brown; the apex of third darker; fourth medium reddish brown on basal two-thirds, apical third piceous, remaining segments dark brown or piceous; the apices of all from third segment dark pubescent, the bases narrowly gray pubescent.

Head with occiput alutaceous, sides and vertex with coarse deep punctures; front strongly narrowed between eyes, strongly widened below; eye with lower lobe nearly three times genal height, semi-circular in shape. Pronotum subquadrate; base slightly wider than apex, sides broadly arcuate, disk with very coarse, closely-set, deep punctures. Elytra feebly widened medially, then rather strongly narrowed to apices which are separately, narrowly rounded; disk on basal third granulate-punctate, remaining two-thirds with coarse punctures (much less coarse than on pronotum) which are seriate. Mesosternal side-pieces, mesepisterna and metasternum laterally very coarsely punctate. Legs with metafemora distinctly longer than body. Antennae slightly shorter than body; scape attaining apex of pronotum, cylindrical, feebly fusiform; third segment distinctly longer than scape, at apical third gradually clavate; fourth slightly longer than scape but not as long as third; remaining segments gradually shorter; moderately fimbriate beneath nearly to apex.

Female. More robust; elytra more distinctly widened at middle; metafemora longer than body but not as long as in male; antennae slightly shorter than in male; ventral surface of abdomen not concave.

Length, 5 to 5.7 mm.; width, 2 to 2.3 mm.

Ovalau: Thawathi, July 16, 1938, alt. 800 ft., dead branches, 1 specimen, Zimmerman; Draiba Trail, July 8, 1938, alt. 800-1,000 ft., sweeping grasses, 1 specimen, Zimmerman.

Gemylus epsilon, new species (fig. 14, c).

Male? Elongate-ovate, robust, strongly convex; black, reflexed with green on sides of elytra, sparsely covered with fuscous pubescence and maculate with white as follows: head with gena largely white. Pronotum with a scarcely visible minute macula at middle of each side of disk. Elytra each with a short vitta at middle of base, a rather large oblique macula at sides of disk at basal third, at apical third a short oblique band laterally and a small spot near suture, at apex a Y-shaped marking, and a common small macula on suture just before middle. Body beneath and legs fuscous, sparsely covered with white pubescence, densely so on sides of body. Antennae black, dimly annulate with white on bases of fourth and sixth to eleventh segments.

Head minutely alutaceous, laterally coarsely punctate; front triangular, relatively broad above; eye with lower lobe one and one-half or two times as high as gena. Pronotum moderately transverse, sides broadly arcuate, at apex slightly narrower than at base; disk densely, coarsely punctate. Elytra obtusely angled at apex; disk coarsely, seriate punctate, the punctures confused on basal third and laterally. Fifth sternite shorter than first, not impressed medially. Metafemora attaining apex of abdomen. An-

tennae distinctly shorter than body, densely fimbriate beneath to apex; scape attaining apex of pronotum, moderately robust, subcylindrical, thickest medially; third segment about one and two-thirds times as long as first, gradually thickened apically; fourth distinctly shorter than third; fifth and following much shorter.

Length, 5.5 mm.; width, 2.1 mm.

Ovalau: Wainiloka, July 11, 1938, alt. 200 ft., holotype male (?), Zimmerman.

Gemylus wainiloka, new species (fig. 14, *d*).

Male. Elongate-ovate, strongly convex, robust; black, with a dim greenish or purplish metallic reflex. Head with genae densely and pronotum on sides sparsely, white pubescent; the latter with a minute, white macula on each side of middle of disk. Scutellum white at apex. Elytra uniformly sprinkled with small, whitish flecks and each with seven white maculae as follows: one at middle of extreme base, an oblique one laterally at basal third, an elongate one on suture at basal third, two placed side by side at apical quarter, the outer one of which is smaller, behind these is another and laterad of the triangle formed by these last three is an elongate vittiform macula, somewhat thickened on its basal portion. Body beneath, legs, and antennae black; the former densely white pubescent laterally, sparsely so medially; the antennae with fourth segment broadly annulate on base with white, the sixth to tenth segments indistinctly so.

Head coarsely punctate at base; front triangular but relatively broad above; eye with lower lobe about one and one-half times as high as gena. Metafemora distinctly surpassing elytral apices. Remainder of sculpturing as in *G. epsilon*.

Length, 5.5 mm.; width, 2.5 mm.

Ovalau: Wainiloka, Sept. 28, 1937, holotype male, Valentine.

Viti Levu: Tailevu, Naivithula, Sept. 2, 1937, paratype male, Valentine.

The paratype differs from the type in the maculation of the elytra. In this specimen these organs are not sprinkled with whitish flecks and the apices are almost entirely white pubescent, except for a denuded central space and a stripe near suture.

Genus *Gracisybra*, new genus

Small, elongate-ovate, slender, convex. Head with front transverse; eye with lower lobe at least twice as tall as gena, transverse. Pronotum slightly transverse, sides feebly arcuate, narrower at apex, apical margin straight; disk coarsely punctate, transverse sulci obsolete. Elytra with sides gradually attenuate to apical quarter, then more strongly so to apices; apices obliquely truncate from suture, usually acute (dentate in *fulvoapicalis*); disk confusedly punctate on basal area near suture, rest striately punctate. Legs moderate in length, front ones shorter; profemora very robust. Antennae as long as body or slightly shorter; scape short, attaining apex of pronotum, robust, widest medially; third and fourth segments arcuate, fourth longer than third, remaining segments shorter.

Genotype: *Gracisybra flava*, new species.

This genus is closely related to *Sybra* but is more slender; the elytra tapers from the humeri; the pronotum has a straight anterior margin; and the elytra have punctures arranged in striae.

KEY TO SPECIES

1. Elytra at apex with a large, common, oval, fuscous macula.....*G. fuscoapicalis*
Elytra at apex without a common dark macula..... 2
2. Elytra with all markings deep yellow; outer angle of elytral apex strongly dentate*G. fulvoapicalis*
Elytra with yellow and white markings; outer angle of apex feebly dentate.....*G. flava*




FIGURE 15.—a, *Gracisybra fulvoapicalis*; b, *G. fuscoapicalis*; c, *G. flava*; d, *Moala crassus*; e, *M. flavovittatus*; f, *Vitilevna viridescens*; g, *V. olivescens*.

***Gracisybra fulvoapicalis*, new species (fig. 15, a).**

Female. Elongate-oblong, rather slender, convex, medium to dark reddish brown. Head above thinly yellowish-gray pubescent; front densely fulvous pubescent. Pronotum thinly yellow-gray pubescent, laterally a broad, deep-yellow vitta interrupted just before apex. Scutellum very sparsely, yellow-gray pubescent. Elytra pale-brown pubescent with scattered areas of gray pubescence which tend to form narrow, indistinct vittae, especially laterally; basal half with several irregular, more or less elongate, small maculae of deep yellow, behind middle another small macula of same color about center of disk, apex with a broad common arcuate fascia of deep-yellow maculae which form the anterior margin of the dark-brown common macula on the apices. Beneath medium to dark reddish brown, thinly gray pubescent. Legs medium reddish brown, sparsely gray pubescent, with scattered seta-like white hairs. Antennae medium reddish brown, bases from fourth paler, slightly broader on apical segments; thinly gray pubescent.

Head above very finely punctate; front transverse, narrowed above; eye with lower lobe large, three times genal height; antennal tubercles feebly prominent, widely separated basally; vertex slightly concave. Pronotum feebly transverse; base slightly wider than apex; sides evenly rounded; disk coarsely but not closely punctate. Scutellum transverse, sides and apex broadly rounded. Elytra gradually attenuate to behind middle, then strongly so to apices; apices narrow, more or less truncate, with a short, robust tooth at tip; disk confusedly punctate basally, along suture, and laterally, remainder of disk seriatly punctate, the third and fourth rows short, coalescing at apical fifth. Sterna coarsely punctate laterally; pro- and mesosterna medially with long hairs; fifth sternite retuse at apex. Antennae slightly shorter than body; scape attaining apex of pronotum, robust, clavate; third segment one-quarter longer than scape, feebly arcuate; fourth slightly longer than third; from fifth segments shorter; feebly fimbriate beneath from second.

Length, 7 to 7.3 mm.; width, 1.8 to 2.3 mm.

Ovalau: Draiba Trail, July 8, 1938, alt. 800-1,000 ft., sweeping grasses, holotype female, Zimmerman; Wainiloka, Sept. 28, 1937, 1 paratype, Valentine.

***Gracisybra fuscoapicalis*, new species (fig. 15, b).**

Female. Elongate-oval, rather slender, convex; piceous. Head and pronotum thinly pale-gray pubescent, front pale yellowish gray and rather dense. Elytra thinly pale yellowish-gray pubescent, pubescence condensed to form indistinct, narrow vittae which are densest near the common apical macula which is dark brown and somewhat elongate. Beneath medium reddish brown, yellow-gray pubescent. Legs and antennae medium reddish brown, thinly gray pubescent, the antennal segments from fourth paler basally, apical segments very broadly pale.

Head above alutaceous, with coarse, scattered punctures; front transverse, narrowed above and below lower margin of eye; eye with lower lobe slightly more than twice genal height; antennal tubercles feeble, well-separated, vertex feebly convex. Pronotum transverse; base feebly wider than apex; sides feebly arcuate; disk very coarsely, sparsely punctate, apical and basal sulci obsolete. Scutellum transverse, sides and apex broadly arcuate. Elytra gradually attenuate to behind middle, thence more strongly so to apices; apices narrowly rounded, obliquely truncate at suture; disk basally confusedly punctate, remainder seriatly punctate. Sterna coarsely, sparsely punctate; fifth sternite feebly retuse at apex. Antennae slightly shorter than body; scape attaining apex of pronotum, robust, clavate; third segment nearly one-third longer than scape, arcuate; fourth slightly longer than third; from fifth segment the remainder become shorter; ventrally finely, feebly fimbriate from second segment.

Length, 6 mm.; width, 1.7 mm.

Viti Levu: Tholo-i-Suva, July 27, 1938, beating, holotype female, Zimmerman.

***Gracisybra flava*, new species (fig. 15, c).**

Male. Elongate-oval, rather slender, convex; piceous, bright fulvous pubescent. Pronotum irregularly marked medially and laterally with brown pubescence. Scutellum with brown laterally (widest at base). Elytra with irregular, narrow, brownish or fuscous vittae, behind middle a square macula each side of suture and extreme apices of same color pubescence; a small rounded macula on each elytron before middle and an irregular marking along suture behind fuscous macula, white pubescent, as are some lateral markings on apical quarter; the fuscous pubescence predominates on the apical half, the only dense patch of bright fulvous is a lunate marking behind the white macula

at apex. Beneath dark reddish brown, sides bright fulvous, medially gray pubescent. Legs dark reddish brown, fulvous and dark-brown pubescent. Antennae with scape and third and only extreme apices of other segments dark reddish brown, the bases of those from fourth pale.

Head above coarsely punctate; front transverse, with sides feebly tapering above, coarsely punctate; eyes with lower lobe large, three times height of gena; antennal tubercles feeble, well-separated, vertex feebly concave. Pronotum transverse, base slightly wider than apex, sides regularly, slightly arcuate; sulci obsolete; disk coarsely punctate. Scutellum transverse, sides and apex broadly rounded. Elytra gradually attenuate to behind middle, thence more strongly so to apex; apices narrowly rounded, sutural margin obliquely truncate; base of each with an elongate, feebly oblique tumescence near suture; disk seriatly punctate. Sterna coarsely, sparsely punctate; fifth sternite feebly emarginate. Antennae slightly longer than body; scape reaching beyond apex of pronotum, clavate, robust; third segment about one-quarter longer than scape, feebly arcuate, fourth slightly longer than third; from fifth, segments shorter; feebly fimbriate ventrally from second.

Female. More robust; antennae slightly shorter than body; fifth sternite with a longitudinal impression, widest at apex of segment.

Length, 7.5 to 8 mm.; width, 2.2 to 2.5 mm.

Viti Levu: Navai Mill, near Nandarivatu, Sept. 15, 1938, alt. 2,500 ft., beating, holotype female, Zimmerman; Tholo North, Mt. Victoria, Sept. 16, 1938, west slope, alt. 3,000 ft., beating, allotype male, Zimmerman.

TRIBE ACANTHOCININI

Elongate-ovate, subdepressed; antennae, legs, and elytra usually with long flying hairs; front transverse; vertex weakly concave between the well-separated antennal tubercles; antennae longer than body, scape slender, cylindrical, reaching well behind middle of pronotum; pronotum with a short lateral tubercle or spine on each side, placed behind middle; procoxal cavities rounded; mesocoxal cavities closed externally; mesotibiae emarginate on lateral surface before apex; femora strongly clavate; tarsal claws divaricate.

KEY TO GENERA

1. Elytra along edge of disk with a distinct carina.....**Moala**
Elytra not carinate..... 2
2. Eye with lower lobe distinctly shorter than gena; mesosternal process much wider than long.....**Vitilevua**
Eye with lower lobe distinctly taller than gena; mesosternal process subquadrate.....**Neosciadella**

Genus **Moala**, new genus

Elongate-ovate, subdepressed. Head with front transverse; eye with lower lobe subquadrate, rounded below, not quite so high as gena; antennal tubercles prominent, well separated. Pronotum transverse, apex much wider than base; lateral tubercles feeble, behind middle; basal and apical transverse sulci feeble but distinct. Scutellum transverse, sides oblique, straight, apex subtruncate. Elytra with sides gradually attenuate; apices separately rounded; disk with basal tubercle strongly elevated, narrow,

behind middle with an elongate elevation; humeri simply rounded, followed along side of disk by a distinct carina. Legs rather slender, the hind ones successively longer. Antennae one and one-third to one and one-half times as long as body, flying hairs confined to lower surface; scape fusiform, rather slender; third segment one-quarter longer than first, slightly longer than fourth; fifth distinctly shorter than scape.

Genotype: *Moala crassus*, new species.

KEY TO SPECIES

- Elytra with a common, yellow, sutural vitta on basal half; humeri granulate, as is the basal elytral elevation.....*M. flavovittatus*
 Elytra without a yellow sutural vitta, irregularly maculate with fuscous; humeri and basal elevation not granulate.....*M. crassus*

Moala crassus, new species (fig. 15, *d*).

Male. Elongate-ovate, rather robust, depressed; fuscous, covered with dense, pale gray-fulvous pubescence. Head with front above varied with fuscous. Pronotum each side of middle with a U-shaped fuscous macula, the mesal leg of each "U" may be interrupted or wanting. Scutellum edged with fuscous on sides basally. Elytra very variable in its fuscous markings, when fully marked as follows: base irregularly clouded and crest tipped with fuscous, sides at middle with a broad, triangular cloud, sometimes connected to the short sutural vitta at apical third with an oblique line, before the sutural vitta but laterad is an oblique patch extending narrowly to side, and before apex another smaller indistinct patch; occasionally much of the basal half may be fuscous, more frequently many of the markings are reduced, so that only two broad maculae on sides, the sutural vitta, and the apical macula remain. Body beneath and legs light reddish brown, hoary pubescent; femora indistinctly annulate with fuscous, profemora widely and distinctly so; tibiae with apical halves indistinctly fuscous; tarsi with segments fuscous on apices. Antennae reddish brown, covered with gray-fulvous pubescence, segments from seventh broadly annulate with fuscous apically.

Head finely punctate; front convex, transverse; eyes with lower lobes subquadrate, rounded below, not quite so high as genae. Pronotum transverse, constricted at base, sides behind middle with a large, rather slender, retroverse spine; disk rather finely, densely punctate; basal and apical transverse sulci broad, shallow, subobsolete. Elytra feebly attenuate to apical quarter, then strongly narrowed to apices, which are separately, angularly rounded; disk with a small basal elevation, not much larger than scutellum, crested at its apex; lateral carinae distinct behind humeri, extending nearly to elytral apex, at apical third a low elevation, longer and wider than basal one and a minute one just before apex; entire disk coarsely punctate, the punctures arranged in well-defined rows from near base, finer behind middle. Prosternum much wider in front of coxae than behind, its process narrower than that of mesosternum. Fifth sternite a little longer than fourth. Femora with its flying hairs sparse, confined to sides; those of tibiae arranged in a long fringe each side, continuing as a rule to near apex, except on mesotibiae. Antennae one-half longer than body, with a distinct fringe beneath on mesal surface; scape robust, fusiform, reaching behind pronotal spine; third segment one-quarter longer than first, arcuate, slightly longer than fourth, and nearly twice as long as fifth; rest much shorter.

Female. As male but fifth sternite longer than third and fourth together, at apex with triangular impression; antennae only one-third longer than body.

Length, 4.8 to 7.2 mm.; width, 2 to 2.5 mm.

Ovalau: Wainiloka, Sept. 27, 1937, holotype male, allotype female, and 5 paratypes, Valentine; Thawathi, July 16, 1938, 1 paratype, Zimmerman.

Viti Levu: Tailevu, Korovou, July 23, Aug. 28, and Sept. 20, 1937, 6 paratypes; Tailevu, Londoni, Aug. 29, 1937, 1 paratype; Nandronga, Singatoka, Nov. 4, 1937, 1 paratype. (All collected by Valentine.) Bulu near Sovi, April 21, 1941, 1 paratype, Krauss.

While close to *M. flavovittatus*, the form described above differs in the sculpturing and maculation of the elytra, as well as in its smaller size. In *M. flavovittatus*, there is only a single fuscous macula at extreme base.

Moala flavovittatus, new species (fig. 15, e).

Male. Elongate-ovate, rather robust, depressed; fuscous, densely covered with dingy ashy-gray pubescence. Head with pubescence tinged with fuscous over antennal tubercles; front somewhat tinged with yellowish. Pronotum yellowish at sides, especially toward base; disk medially somewhat tinged with fuscous. Elytra largely brown or fulvous pubescent, along suture with a yellow vitta beginning a short distance behind scutellum and extending behind basal third, widened before its apex, then attenuated, bordered laterally by a shorter piceous vitta, which is in turn bordered by an indistinct yellowish one that extends to base; behind middle sutural of the longitudinal elevation is a narrow, indistinct, whitish line; suture narrowly fuscous on apical two-thirds or with small fuscous maculae sparsely and irregularly placed; below humerus a conspicuous fuscous macula towards base. Body beneath reddish brown, covered with silvery or hoary-gray pubescence. Legs reddish brown, hoary pubescent; femora broadly piceous on base of clavate portion, except above; tibiae with apical halves piceous. Antennae reddish brown, the apices narrowly infusate; entirely covered with fulvous pubescence.

Head rather finely, irregularly punctate and minutely alutaceous; front convex, transverse; eyes with lower lobe subquadrate, rounded below, not quite as high as gena. Pronotum transverse, constricted at base, sides behind middle with a robust, acute, retroversal spine; disk moderately finely, irregularly, and rather densely punctate; basal and apical transverse sulci broad, shallow, subobsolete. Elytra gradually narrowing from humeri; apices obtusely angulate, sometimes with an obsolete tooth at tip, not at suture; disk depressed, subconcave in places, at base with a prominence which is wider than and about three times as long as the scutellum, more or less crested along its apex, laterally behind humeri with a distinct carina on ridge which extends nearly to elytral apex, from before middle a mediastinal arcuate elevation to behind apical quarter, entire disk coarsely, not very densely punctate, the punctures a little finer and arranged in irregular rows behind middle. Prosternum much wider in front of coxae than behind, the process narrower than that of mesosternum. Fifth sternite a little longer than fourth. Femora with its flying hairs irregularly placed but confined to sides; tibial flying hairs arranged in a long fringe each side, continuing from base to apex on protibiae, to middle on the others. Antennae one-half again as long as body, with a long fringe beneath on ventral surface; scape fusiform, reaching to basal third of pronotum; third segment one-quarter again as long as first, arcuate, nearly twice as long as fifth; fourth not quite as long as third but longer than scape, remaining segments much shorter.

Length, 7 to 10 mm.; width, 3.2 to 3.7 mm.

Moala: Ketira, Aug. 23, 1938, holotype male, Kondo and Zimmerman; Naroi, Aug. 24, 1938, 1 paratype, Zimmerman.

Viti Levu: Tailevu, Naivithula, Aug. 2, 1937, 4 paratypes, Valentine.

Genus **Vitilevua**, new genus

Elongate-oblong, subconvex. Head with front transverse; eye with lower lobe transverse, distinctly shorter than gena; antennal tubercles prominent, well-separated at base.

Pronotum transverse, base and apex subequal in width; lateral tubercles behind middle feeble, with a short tooth at apex; basal and apical transverse sulci distinct; disk densely, rather coarsely punctate. Scutellum transverse. Elytra feebly widened behind middle, thence gradually attenuate to apices, which are separately, rather broadly rounded; disk at base with a feebly elevated prominence, followed by an oblique area, at apex a small tubercle preceded by a depression, entire disk more or less seriatly punctate; humeri simply rounded. Prosternal and mesosternal processes very broad, the latter much broader than long. Legs rather slender, the hind ones successively shorter. Antennae about one-third longer than body in female; scape not quite attaining lateral spine, fusiform; third segment one-half to two-thirds again as long as scape, subequal to fourth in male, distinctly shorter than it in female; fifth segment slightly shorter than first, remaining segments much shorter.

Genotype: *Vitilevua viridescens*, new species.

KEY TO SPECIES

Elytra each with two fasciae of dark greenish brown.....**V. olivescens**
 Elytra without fasciae, with indistinct, scattered, dark olive-brown patches, at apex
 with a common, transverse, silvery macula.....**V. viridescens**

Vitilevua viridescens, new species (fig. 15, f).

Female. Elongate-oblong, rather robust, subconvex; piceous. Head with thin, fine, greenish-gray pubescence interspersed with dark olive-brown. Pronotum and scutellum as in head but with denser pubescence, and the green somewhat deeper. Elytra densely greenish pubescent with a few, small indistinct dark olive-brown patches, at the apex the green becomes more olive and the brownish areas slightly larger, on apical quarter at suture a common, narrow, transverse silvery macula. Beneath medium reddish brown; sterna laterally densely, thinly clothed medially with pale grayish green; the sternites thinly, finely gray pubescent. Legs medium reddish brown, apices of tibiae darker; femora clothed with fine grayish-green pubescence, the tibiae with dark-brown pubescence, annulate medially with dense grayish green; tarsi grayish-green pubescent; tibiae and femora with scattered, long, gray setae. Antennae with scape piceous, remaining segments slightly paler; scape, third and fourth with fine grayish-green and dark-brown pubescence, from fifth the bases broadly densely whitish pubescent, the remaining part dark pubescent (the annulation decreases gradually in width); fimbriate ventrally rather sparsely with long hairs through ninth segment (tenth and eleventh missing); from sixth with scattered long setae all over surface.

Head above with coarse, sparse punctures; front convex, with punctures coarser and somewhat denser; eye with lower lobe feebly transverse, slightly shorter than gena; antennal tubercles rather prominent, widely separated. Pronotum transverse, base and apex subequal, sides feebly arcuate, behind middle with a short, robust tooth; apical and basal sulci wide, shallow and very feebly curved medially; entire disk with moderately dense, coarse punctures. Scutellum transverse, sides broadly arcuate, apex rounded. Elytra with sides parallel to behind middle, then slightly widened, and gradually attenuate to apices which are separately rounded; humeri prominent and rounded; entire disk with very large, deep punctures, the interstices forming costae, particularly laterally; each elytron at middle of base with a broad, feebly elevated tubercle and on apical quarter (at lateral margin of macula) with a small tubercle. Prosternum slightly wider anterior to procoxae than posteriorly; mesosternum deeply, transversely sulcate at base of process; fifth sternite nearly as long as second, third, and fourth together, with a narrow, transverse, triangular depression at apex; apex feebly emarginate. Antennae

with apical half of seventh attaining elytral apices (from ninth missing); scape attaining middle of pronotum, fusiform but less wide at base than apex, surface finely, densely punctate; third segment nearly one-half again as long as scape; fourth distinctly longer than third; fifth slightly shorter than scape, remaining segments gradually shorter.

Length, 6.6 mm.; width, 2 mm.

Viti Levu: Colo-i-Suva, June 29, 1924, holotype female, Bryan.

Vitilevua olivescens, new species (fig. 15, *g*).

Male. Elongate-oblong, rather robust, subconvex. Head fuscous, with thin, grayish-green pubescence, somewhat denser and paler on front. Pronotum with a dark greenish-brown and a paler olive-green pubescence, the darker pubescence more predominant on disk. Scutellum pale olive-green pubescent. Elytra predominately pale olive-green pubescent with two fasciae of dark greenish-brown pubescence placed as follows: the first narrow, oblique from middle of base of each elytron to suture at basal quarter, the second extremely broad, laterally anterior and posterior margins oblique and narrowing the fasciae about the middle of each elytral disk, then widening again to suture, there are some irregular, rather small patches scattered over the remainder of the elytra. Beneath pale to medium reddish brown. Sterna medially with thin, fine, rather short gray pubescence, laterally with longer, dense, pale greenish-gray pubescence, and long white setae; abdomen with thin, fine, pale-gray pubescence, laterally with scattered long white setae. First two pairs of legs dark reddish brown, hind pair much paler, all thinly gray pubescent, with long white hairs. Antennae with scape nearly piceous, remaining segments slightly paler, thinly clothed with pale-gray pubescence.

Head above with coarse punctures, not densely placed; front transverse, convex, disk with coarse punctures which are larger near antennal tubercles; eye with lower lobe feebly transverse, about one-third shorter than gena; antennal tubercles prominent, well-separated. Pronotum transverse; base and apex subequal; sides feebly arcuate with a short acute spine, which curves upward, behind middle; apical and basal sulci both curved medially, broad and rather shallow; entire disk with large punctures well-spaced. Scutellum with sides nearly straight, oblique, apex rounded. Elytra with sides parallel to behind middle, then gradually curved to apices which are separately rounded; each elytron with a broad, feebly elevated tubercle at middle of base, and a broad, shallow depression behind the tubercle; humeri prominent and simply rounded; disk with large punctures well-spaced and more or less seriatly arranged. Prosternum wider anterior to procoxae than posteriorly. Mesosternum at base of process with a deep transverse sulcus; all sterna with large punctures. Fifth sternite slightly longer than fourth, at apex broadly retuse; all sternites coarsely punctate basally, and laterally with thin fringe of long hairs. Antennae with apex of fifth segment attaining apex of elytra (remaining segments missing); scape not quite attaining pronotal spine, fusiform, but not as narrow at apex as at base, surface moderately densely punctate; third segment two-thirds longer than scape; fourth subequal to third, fifth much shorter, about as long as scape; fimbriate beneath with moderately dense, long brown hairs through fifth segment.

Female. More robust; antennae about one-quarter longer than body; seventh segment of antennae attaining apex of elytra; third segment slightly shorter than fourth; from sixth segment sparsely fimbriate over entire surface; antennal segments from fourth narrowly, thinly annulate with gray basally, remainder of segment finely dark-brown pubescent; fifth sternite slightly shorter than second, third and fourth together, at apex with a deep, narrow, triangular impression, apex emarginate.

Length, 4.3 to 5.5 mm.; width, 1.6 to 2 mm.

Viti Levu: Suva Bay, July 16, 1923, holotype male, Swezey; Colo-i-Suva, June 2, 1924, allotype female, Bryan.

Genus *Neosciadella*, new genus

Elongate-ovate, subdepressed. Head with front transverse; eye with lower lobe always somewhat taller than gena, subtriangular, lower margin usually rounded; antennal tubercles prominent, well-separated. Pronotum transverse; sides constricted at base, lateral tubercle placed behind middle, with a robust tooth; apical transverse sulcus obsolete or wanting, basal one wide, shallow; disk coarsely, rather densely punctate. Scutellum transverse. Elytra gradually attenuate apically, apices separately, rather narrowly, rounded; disk at base with an elongate prominence, behind which is a broad shallow depression, more or less seriatly punctate, at least behind base; humeri prominent, simply rounded. Prosternal and mesosternal processes moderately broad, the latter nearly as long as wide. Legs rather slender, the hinder ones successively longer. Antennae about one and one-half times as long as body in male, somewhat shorter in female; scape fusiform, attaining lateral tubercles; third segment one-third to one-half again as long as scape, subequal to the fourth; fifth nearly as long as scape, rest shorter.

Genotype: *Neosciadella inflexa*, new species.

KEY TO SPECIES

1. Elytra at middle of sides with a distinct, dark-brown, oblique macula..... 2
Elytra without an oblique dark macula at middle of sides..... 3
2. Elytra with at least greater part of suture brown vittate..... *N. spixi*
Elytra with suture not vittate, merely with small brown maculae..... *N. obliquata*
3. Elytra with a more or less distinct brown area laterally at middle..... *N. brunnipes*
Elytra not brown at sides medially..... 4
4. Elytra nearly uniformly gray pubescent, darker towards apex but without vittiform markings of any sort..... *N. immaculosa*
Elytra always with more or less distinct pale or dark vittae, never uniformly gray pubescent 5
5. Elytra each with two series of short fuscous vittae, one set behind middle, other before apex *N. multivittata*
Elytra without two series of dark vittae..... 6
6. Elytra each before apex with an oblique area of white pubescence followed posteriorly by an elongate, brown macula..... *N. quadripustulata*
Elytra without a distinct white area apically..... 7
7. Elytra entirely covered with small sparse fuscous maculae..... *N. fulgida*
Elytra not covered with small dark maculae, but with several indistinct pale vittae apically enclosing an elongate fuscous macula..... *N. inflexa*

Neosciadella brunnipes, new species (fig. 16, a).

Female. Elongate-ovate, rather slender, subconvex. Head piceous, thinly covered with dull fulvous pubescence; pronotum medium reddish brown, with fulvous pubescence, disk with several irregular, dark-brown maculae. Scutellum entirely fulvous pubescent. Elytra medium reddish brown, fulvous pubescent, with a large dark-brown macula, which begins laterally at humerus and runs obliquely to suture at apical quarter and is narrowly bordered with very pale pubescence, the anterior margin is irregular. Beneath medium reddish brown with dense, fine grayish pubescence. Legs medium reddish brown, femora with a wide fascia of dark brown, on the profemora at middle, towards apex on meso- and metafemora; femora and tibiae with sparse, long, erect hairs. Antennae medium reddish brown, with fine, pale grayish-fulvous pubescence, and with long, erect hairs their full length.

Head above coarsely, rather densely, punctate; front convex, with coarse, deep punctures which are well-separated; eye with lower lobe very feebly transverse, slightly taller than gena; antennal tubercles prominent, well-separated. Pronotum transverse;

sides moderately arcuate, behind middle with a robust, subacute tubercle which is directed somewhat obliquely upward; base and apex subequal; anterior sulcus obsolete, posterior one very shallow and wide, feebly curved medially; disk densely punctate, punctures smaller than those of elytra. Scutellum transverse; sides nearly straight, oblique; apex broadly rounded. Elytra with sides nearly parallel to behind middle, thence gradually attenuate to apices, which are separately rounded; each elytron at middle of base with a low rounded tubercle; humeri prominent, rounded; disk with coarse, deep punctures placed more or less seriatly. Entire undersurface coarsely, rather densely punctate. Fifth sternite subequal to third and fourth together, at apex with a deep, transverse, triangular impression. Antennae about one and one-half times body length; scape attaining spine of pronotum, fusiform; third about one-half again as long as scape; fourth very slightly longer than third; fifth much shorter than fourth; remaining segments very gradually shorter.

Length, 6.2 to 6.5 mm.; width, 2.2 to 2.5 mm.

Viti Levu: Nandarivatu, Sept. 2, 1938, beating, holotype female, Zimmerman.

Ovalau: Draiba Trail, July 8, 1938, alt. 800-1,000 ft., sweeping grasses, 1 paratype, Zimmerman.

Moala: Vunuka [Vunuku], Aug. 23, 1938, alt. 100 ft., 1 paratype, Zimmerman.

Vanua Mbalavu: Mvana, Aug. 9, 1938, alt. 200 ft., 1 paratype, Zimmerman.

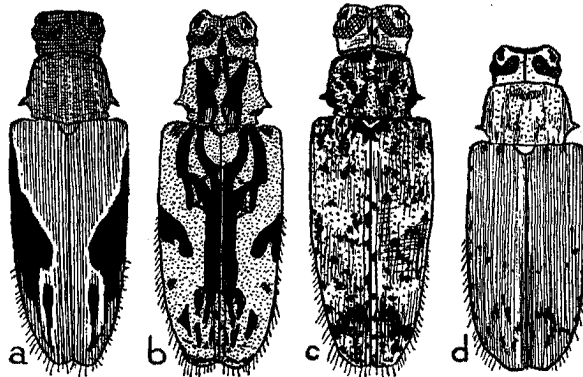


FIGURE 16.—a, *Neosciadella brunnipes*; b, *N. spixi*; c, *N. fulgida*; d, *N. immaculosa*.

***Neosciadella spixi*, new species (fig. 16, b).**

Female. Elongate-ovate, rather robust, depressed; stramineous, densely covered with pale ashy-fulvous pubescence, marked with fuscous as follows: head above with a macula each side of middle; front margined on all four sides. Pronotum with a very broad band medially, divided along median line with pale and anteriorly enclosing a large V-shaped variegated area. Elytra with an angulated vitta running from side of scutellum to apex of basal prominence, then to suture where it broadens and along which it follows to apical quarter, here it coalesces with a broad, oblique apical area, which is irregularly interrupted by pale lines and maculae; at basal third of disk a quadrate macula which coalesces with the sutural vitta; and from middle of lateral margin a broad, tapering, arcuate band extends obliquely caudad to beyond middle of disk. Body beneath pale

yellow-brown, hoary pubescent; legs pale yellow, femora medially annulate with fuscous. Antennae stramineous, the third segment broadly infusate medially, the fourth broadly so basally, and the apical segments indistinctly darkened distally.

Head finely, rather densely punctate; eye with lower lobe feebly elongate, slightly higher than gena. Pronotum each side with a distinct, low tubercle, armed with a short, straight spine; disk rather finely, densely punctate; basal transverse sulcus broad and feebly impressed. Elytra parallel-sided to middle, thence arcuately narrowed to apices, which are separately rounded; disk with a small, feeble basal prominence, moderately coarsely punctate, the punctures arranged in distinct rows nearly from base. Fifth sternite as long as third and fourth together, at apex with a deep, subtriangular impression. Femora apically with long flying hairs each side; tibiae with a fringe of long hairs along each side from base to apex. Antennae more than one and one-half times as long as body, entirely covered with long hairs; scape extending behind middle of pronotum, robust, subcylindrical, constricted at apex; third segment slightly arcuate, nearly one-third longer than first, slightly shorter than fourth; fifth as long as scape; remaining segments much shorter.

Length, 7 mm.; width, 2 mm.

Ovalau: Wainiloka, Sept. 27, 1937, holotype female, Valentine.

***Neosciadella fulgida*, new species (fig. 16, c).**

Male. Elongate-ovate, rather robust, depressed; fuscous, densely covered with pale-ashy pubescence and rather coarsely mottled with dark brown. Elytra with a common patch of ashy behind scutellum, free of mottling and a similarly colored band running obliquely from basal third at side to before middle, behind middle a narrow band of white extending to apical quarter at side; the latter band is followed posteriorly by a broad, oblong macula or band of fuscous, which is in turn bordered by a small macula of white; sides brown below humeri, below anterior oblique band is a distinct, irregular white macula. Body beneath and legs brown-orange or brown-yellow, covered with hoary or pale-ashy pubescence; femora broadly biannulated with brown on posterior faces; tibiae brownish apically and at base. Antennae dark orange-brown, segments from fourth annulate with pale apically.

Head and front rather densely, finely punctate; eye with lower lobe subquadrate, about one and one-half times as high as gena. Pronotum strongly transverse, constricted at base; sides behind middle feebly tuberculate, armed with a short, acute spine at apex; disk densely, rather finely punctate; transverse sulci wanting. Elytra gradually narrowing to apices, which are separately broadly rounded; disk with a small, obtusely conical elevation at base and an obsolete prominence at the dark posterior macula; finely punctate, the punctures arranged in distinct rows on apical half, indistinctly so basally; not carinate laterally. Prosternum distinctly wider before coxae than behind. Fifth sternite a little longer than fourth. Femora with long flying hairs each side, usually reaching to base on at least one face; tibiae with numerous flying hairs each side from base to apex. Antennae more than one-half again as long as body, with long fringe on all surfaces; scape robust, scarcely reaching to middle of pronotum; third segment arcuate, two-fifths longer than first, feebly longer than fourth; fifth as long as scape, rest gradually shorter.

Female. As male, but fifth sternite as long as third and fourth together, with a broad, nearly semi-circular impression at apex.

Length, 5 to 7 mm.; width, 2 to 2.6 mm.

Viti Levu: Belt Road, 16 miles west of Suva, July 22, 1938, alt. 250 ft., holotype male; Belt Road, 50 miles west, July 26, 1938, paratype female; Lami Quarry, near Suva, July 24, 1938, allotype female and paratype male. All collected by Zimmerman.

Ovalau: Thawathi, July 16, 1938, alt. 800 ft., paratype female, Zimmerman.

Neosciadella immaculosa, new species (fig. 16, *d*).

Female. Elongate-ovate, rather robust, depressed; dark reddish brown, densely covered with pale ashy-gray pubescence. Head on front broadly tinged with brown. Pronotal disk largely chocolate brown. Elytra dingy ashy pubescent behind middle, the apices with broad, dark-brown, triangular area which reaches anteriorly of apical third along suture; laterally more or less mottled with brown. Body beneath, legs, and antennal scape, orange-brown, finely pale-ashy pubescent; femora very pale basally, dark on apical two-thirds, metafemora entirely pale; antennal segments beyond scape dark brown.

Head densely, rather finely punctate; eye with lower lobe transverse, very large, twice as high as gena. Pronotum with a broad feeble tubercle each side, armed with a robust tooth; disk very densely, rather finely punctate. Elytra with sides nearly parallel to middle, thence gradually narrowed to apices, which are separately rounded; basal prominence well-elevated; disk with distinct rows of coarse punctures from base to apex. Fifth sternite as long as third and fourth together, with a deep transverse impression at apex. Femora on apices with sparse flying hairs; tibiae with irregular, long flying hairs on both sides from base to apex. Antennae one-third again as long as body, with numerous long setae on all sides; scape reaching to lateral spine of pronotum, rather robust, thickened medially; third segment arcuate, one-third again as long as first, subequal to fourth; fifth as long as first, rest much shorter.

Length, 6 mm.; width, 2 mm.

Taveuni: Qacabula, Nov. 12, 1937, holotype female, Valentine.

Neosciadella multivittata, new species (fig. 17, *a*).

Female. Similar to *spiri* in all details except as follows: pronotal dark vittae broadly interrupted by a distinct V-shaped mark anteriorly, by a transverse band medially, and subdivided basally by pale pubescent marking. Elytra with dark markings as follows: a broad line running from scutellum to basal prominence; from base near humerus an indistinct line extends behind humerus where it broadens to form a quadrate macula, indistinctly interrupted by short pale vittae, thence it continues mesad and caudad in a narrow arc and nearly attains suture at middle; each side at middle with a triangular area consisting of about four indistinct dark vittae, and before apex a similar oblique band.

Eye with lower lobe distinctly elongate, about one and one-half times as high as gena. Fifth sternite not quite so long as third and fourth together, with a distinct triangular impression at apex. Antennae nearly one-half longer than body, covered on all sides with long hairs; scape cylindrical, slightly constricted at apex, attaining middle of pronotum; third segment arcuate, more than one-third again as long as scape, slightly shorter than fourth; fifth as long as scape, rest shorter.

Length, 6.5 mm.; width 2.2 mm.

Lau Islands, Oneata: Dakuiloa, Aug. 21, 1938, holotype female, Zimmerman.

Neosciadella quadripustulata, new species (fig. 17, *b*).

Female. Elongate-ovate, rather slender, subconvex; medium to dark reddish brown. Head fulvous-gray pubescent, occiput and vertex dark brown. Pronotum fulvous gray with a short vitta of dark brown either side of middle apically and irregular, indistinct patches of brown basally and laterally. Scutellum fulvous-gray, with side margins indistinctly brown. Elytra gray-fulvous with scattered small patches of dark brown, and each with an elongate macula at apex of same color, antero-laterad to this macula an

area of white pubescence. Beneath medium to dark reddish brown, thinly clothed with fine fulvous-gray pubescence. Legs medium reddish brown, bases of femora slightly paler and broadly annulate with piceous at apical third; tibiae darker apically; clothed with pale-fulvous pubescence and long, erect hairs. Antennae medium reddish brown, fulvous-gray pubescent; fourth dark pubescent on middle half, from sixth all segments slightly darker.

Head above coarsely, deeply, but not densely punctate; front convex, slightly more densely punctate; eye with lower lobe triangular, longer than gena; antennal tubercles prominent, well-separated at base. Pronotum feebly transverse; base and apex subequal; apical sulcus obsolete, basal one feeble, wide, shallow, and slightly curved medially; sides moderately arcuate with a robust, subacute tooth behind middle. Elytra with sides parallel to behind middle, thence gradually attenuate to apices which are each rounded; base of each elytron with an elongate, feebly elevated tubercle and with an oblique depression behind these; humeri prominent, rounded; disk coarsely, moderately densely punctate, the punctures more or less seriate. Prosternum nearly twice as wide anterior to procoxae as posteriorly; mesosternum deeply transversely sulcate basally. Fifth sternite slightly longer than third and fourth together, at apex deeply, transversely, triangularly impressed. Antennae about one-half again as long as body; scape fusiform, attaining lateral tubercle of pronotum; third one-third longer than scape and subequal to fourth; fifth subequal to scape; remaining segments gradually shorter.

Male. Slightly more slender; antennae nearly as long again as body; fifth sternite short, apex simple.

Length, 3.7 to 7 mm.; width, 1.3 to 2.3 mm.

Lau Islands, Vanua Mbalavu: Mvana, Aug. 9, 1938, alt. 206 ft., beating shrubs, holotype female, Zimmerman.

Viti Levu: Tailevu, Korovou, Sept. 20, 1937, allotype male, Valentine; Lami Quarry, near Suva, July 24, 1938, alt. 10-250 ft., beating shrubs, 1 paratype, Zimmerman; Nandarivatu, Sept. 6, 1938, alt. 3,600 ft., beating shrubs, 1 paratype, Zimmerman.

Totoya: Without further locality, July 15, 1924, 2 paratypes, Bryan.

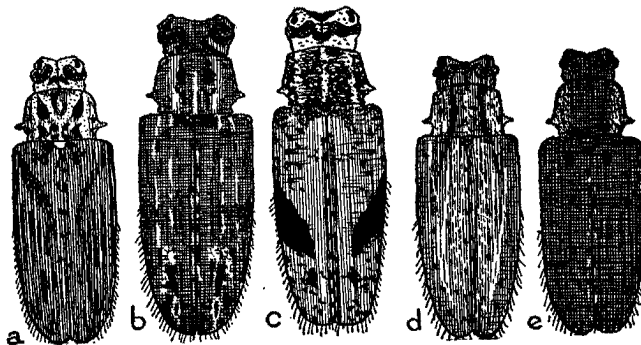


FIGURE 17.—a, *Neosciadella multivittata*; b, *N. quadripustulata*; c, *N. obliquata*; d, *N. inflexa inflexa*; e, *N. inflexa subopaqua*.

***Neosciadella obliquata*, new species (fig. 17, c).**

Female. Elongate-ovate, rather slender, subconvex; medium reddish brown. Head thinly whitish pubescent, on occiput a small, rounded, oval macula of dark brown either side of middle, their median sides touching; vertex and upper half of front dark brown,

the remainder of front, genae, and sides of head, whitish pubescent. Pronotum with the whitish and dark-brown pubescence irregularly placed, though at middle the light pubescence forms an indistinct vitta and another over each of the lateral tubercles. Base of scutellum very thinly, finely tawny pubescent, the margin densely white pubescent. Elytra largely tawny-white pubescent with scattered patches of white pubescence especially along suture and more so at apex, and with dark-brown pubescence in small maculae along suture, a large, oblique, dark-brown, oval macula at middle not nearly attaining suture but attaining lateral edge, a small macula at posterior point of large macula, and scattered, small, rather irregular maculae over entire disk. Beneath medium reddish brown, thinly, finely, pale-gray pubescent, the sides of sterna with some whitish and dark-brown pubescence intermixed. Legs with femoral bases pale, the remainder much darker, clothed with thin, fine grayish pubescence, and with long erect hairs; at apex of femora an indistinct whitish fascia. Antennae medium reddish brown, scape irregularly fasciate with gray and dark-brown pubescence; the third with extreme base gray, thence to apical third dark brown, then a short gray band and extreme apex dark brown; fourth with the first dark area and second light area nearly equal; fifth entirely gray except for extreme apex; sixth and following segments dark brown and narrowly gray annulate at base; long erect setae over entire surface, except dorsal surface of scape.

Head above with coarse, well-spaced punctures; front convex, punctate as head above but punctures less dense towards antennal tubercles; eye with lower lobe trapezoidal, much taller than genae; antennal tubercle prominent, well-separated. Pronotum transverse, apical sulcus obsolete, basal one wide, shallow, strongly widened medially; sides arcuate, behind middle with short, robust tooth; disk moderately, rather densely punctate. Scutellum transverse, sides and apex broadly arcuate. Elytra slightly widened medially, then gradually attenuate to apices which are each rounded; base of each elytron at middle with an elongate, rather strongly elevated tubercle behind which is a broad depression; humeri prominent, rounded; disk coarsely punctate, punctures coarser than those on pronotum and more or less seriatly punctate. Entire undersurface coarsely but not densely punctate; fifth sternite subequal to third and fourth together, at apex with a transverse, deep, triangular impression. Legs with metafemora feebly surpassing fourth sternite. Antennae about one-third again as long as body; scape fusiform, nearly attaining lateral tooth, very finely, densely punctate; third segment nearly one-half longer than scape; fourth subequal to third; fifth much shorter, remaining segments gradually shorter.

Length, 7 mm.; width, 2.5 mm.

Viti Levu: Belt Road, 15 miles west of Suva, July 22, 1938, beating dead branches, holotype female, Zimmerman.

***Neosciadella inflexa inflexa*, new species (fig. 17, d).**

Male. Elongate-ovate, rather slender; medium reddish brown, tawny pubescent. Pronotum with a rather broad, indistinct brownish vitta either side of middle. Elytra with the tawny pubescence forming narrow, indistinct vittae (usually three vittae to an elytron), the first and second converging near apex and enclosing an indistinct, elongate, brown macula; laterally the elytra are sometimes irregularly and indistinctly brown, medially at base a short, narrow dark-brown vitta the length of basal prominence. Beneath medium reddish brown, thinly covered with pale tawny-gray pubescence. Legs and antennae medium reddish brown, the bases of femora slightly paler; legs with fine tawny-gray pubescence and femora with a row each side of long erect hairs, and tibiae with the long hairs all over surface but sparingly placed; antennae with sparse, fine tawny-gray pubescence and with long erect hairs on entire surface.

Head above coarsely, densely punctate; front with punctures less coarse and less dense, convex; eye with lower lobe nearly circular, about one-third longer than gena; antennal tubercles prominent, well-separated basally. Pronotum slightly transverse, base slightly wider than apex; apical sulcus obsolete, basal one very wide, shallow, strongly

angularly curved at middle; sides arcuate with a robust, subacute tooth each side behind middle; disk coarsely, moderately densely punctate. Elytra with sides nearly parallel to behind middle, thence gradually attenuate to apices which are separately rounded; at base of each elytron an elongate, feebly elevated tubercle; humeri prominent, rounded; behind tubercles a broad shallow depression; disk coarsely, more or less seriatly punctate. Prosternum much wider before procoxae than behind; mesosternum deeply transversely sulcate basally; fifth sternite about as long as fourth, apical margin broadly rounded. Antennae one-half to two-thirds again as long as body; scape fusiform, attaining lateral tubercles of pronotum; third segment more than half again as long as scape and subequal to fourth; fifth one-third shorter than fourth; remaining segments gradually shorter.

Length, 5.3 to 7.7 mm.; width, 1.7 to 2.5 mm.

Viti Levu: Nandarivatu, Oct. 7, 1937, at light, holotype male, Valentine; Nandarivatu, Oct. 6, 1937, 1 paratype, Valentine; Nandarivatu, Aug. 30, 1938, 1 paratype, Zimmerman; Lami Quarry, near Suva, July 24, 1938, alt. 10-250 ft., beating shrubs, 1 paratype, Zimmerman; Singatoka, Nov. 5, 1937, beating, 1 paratype, Valentine; Tailevu, Korovou, Aug. 3, Sept. 20, 1937, ex *Citrus*, 5 paratypes, Valentine.

Ovalau: Draiba Trail, July 9, 1938, alt. 600-800 ft., beating, 2 paratypes, Zimmerman.

Lau Islands: Tuvutha, Sept. 11, 1924, 2 paratypes, Bryan.

Neosciadella inflexa subopaua, new subspecies (fig. 17, *e*).

As in the typical group but much darker appearing and lacking the vittae of the elytra; the elongate dark-brown macula at apex is also less distinct.

Length, 5.5 to 6.5 mm.; width, 1.7 to 2.2 mm.

Moala: Vunuka [Vunuku], Aug. 23, 1938, alt. 100 ft., rotten log, holotype male and 2 paratypes, Zimmerman and Kondo.

Neosciadella acutispina (Fairmaire).

Exocentrus acutispina Fairmaire, Soc. ent. France, Ann. VI., 1: 482, 1881.

"Oblong, convex, opaque, rather densely haired with long fuscous setae, densely fuscous pubescent, sparsely clothed with gray-luteous pubescence and two vittae, first median, second subapical, larger, lacerated, gray luteous. Head anteriorly gray pubescent, medially sulcate; antennae slightly longer than body, fuscous with rather long hairs, segments basally narrowly gray, scape elongate, attaining base of prothorax. Prothorax transverse, sides anteriorly rounded, before base with an acute, retroverse, lateral spine, posteriorly constricted, densely finely punctate, medially longitudinally obsoletely impressed. Scutellum triangular, sides arcuate. Elytra strongly wider than prothorax, humeri angulated, subparallel, posteriorly widened, apices together rounded, densely, coarsely, lineately punctate, punctures from middle obsolete, lines more prolonged. Beneath finely densely ashy pubescent. Legs brown-piceous, setulose, femora rather strongly clavate. Length 5.5 mm. Fiji Islands."

Nothing fitting the above translation of Fairmaire's description was encountered during the course of this study.

INDEX

BOLD-FACED TYPE INDICATES THE MOST IMPORTANT REFERENCES.

- A**
 Acanthocinini 38, **100**
 Achrysonini 13
 acutispina, Neosciadella 111
 agetes, Diastosp^hya 41, **44**
 albisetosa, Diastosp^hya 41, 44, 45
 albosticticus, Gemy^lus 94, 95
 angustifrons, Gemy^lus 94
 angustulum, Ceresium 15, 21
 antennalis, Ropicella 63
 apicespinosa, Sybra 87
 Apomecynini 38, 62
- B**
 Batocera nebulosa 50
 Batocerini 38, 50
 bianor, Oloessa 40, 41, 42
 bicinctus, Tillomimus 29, 30
 bimaculata, Diastosp^hya 41, 44, 45
 brevicornis, Olethrius 5, 7, 8
 brunneocaudatus, Oopsis 73, 78
 brunnipes, Neosciadella 105, 106
- C**
 Cacodacnus 10:
 hebridanus 10
 Callidiopsini 13, 14
 Callidium unicolor 18
 Callipogonini 2, 10
 cariosicollis, Nothopleurus 4
 catopa, Sybra 87, 90, 92
 Cerambycinae 2, 12
 Cerambyx nutator 74
 cenea, Oloessa 40, 41, 42
 Ceresium 14:
 angustulum 15, 21;
 decorum 15, 20, 22;
 epilais 15, 20, 23;
 gracilipes 15, 20, 26;
 grandipenne 15;
 guttaticolle 15, 17;
 lucidum 15, 20, 25;
 maculaticollis 17;
 nigroapicale 15, 20, 27;
 olidum 15, 20, 26;
 promissum 15, 20, 25;
 pubescens 15, 19, 20;
 repandum 12, 15, 16;
 scutellaris 12, 15, 19;
 simplex 15, 18;
 striatipenne 15, 20, 24;
 thyra 15, 20, 21;
 unicolor 15, 18;
 vacillans 15, 20, 24
 cetus, Oopsidius 66, 70
 cinerea, Sormida 53, 54, 55
 Coleocoptus 13: senio 13
 cordata, Nerida 30, 31, 33
 crassus, Moala 98, 101
 Crinotarsini 38, 51
 Crinotarsus 51:
 plagiat^us 51, 52;
 sulcat^us 51, 52, 53
 Cristoopsis 63, 65:
 poggea 66
 cupreus, Leptocyrtinus 46
 Cyrtinini 38, 39
 Cyrtinoopsis 64, 85:
 intensa 82, 85
- D**
 decorum, Ceresium 15, 20, 22
 Dendrides 35: pallidus 36
 Diastosp^hya 39, 43;
 agetes 41, 44;
 albisetosa 41, 44, 45;
 bimaculata 41, 44, 45;
 fusicollis 44, 46
 Diatomocephala maculaticollis 17
 dimidiatus, Microopsis 81, 82, 84
 discedens, Oopsis 91;
 Similosybra 91
 Distenia 11:
 punctulata 11, 12
 Disteniinae 2, 11
 Dorcadionini 38
 dorsatus, Oopsis 80
- E**
 elongata, Gracilosphy^a 47, 48
 Enotocleptis 39:
 inermicollis 39
 epilais, Ceresium 15, 20, 23
 eson, Microopsis 81, 82, 84
 eumilis, Paroopsis 66, 67
 Euoopsis 64, 67:
 fuscofasciatus 66, 68, 69;
 obliquelineatus 66, 68
 excavata, Oopsis 79
 excavatus, Oopsis 73, 79
 Exocentrus acutispina 111
- F**
 flava, Gracisybra 98, 99
 flavovittatus, Moala 98, 102
 fulgida, Neosciadella 105, 106, 107
 fulvoapicalis, Gracisybra 98
 fuscicollis, Diastosp^hya 44, 46
 fuscoapicalis, Gracisybra 98, 99;
 Oopsis 71
 fuscoapicatus, Mimeoopsis 71
 fuscofasciatus, Euoopsis 66, 68, 69
- G**
 Gemy^lus 64, 93:
 albosticticus 94, 95;
 angustifrons 94;
 uniformis 94, 96;
 upsilon 92, 94, 96;
 wainiloka 92, 94, 97
 Glaucytes 34: muiri 35
 Glaucytini 13, 34
 gracilipes, Ceresium 15, 20, 26

- Gracilosphyra* 39, 46:
elongata 47, 48;
hirtipennis 47, 48;
immaculata 47, 49;
suturalis 47, 49;
trifasciata 47
Gracisybra 64, 97:
flava 98, 99;
fulvoapicalis 98;
fuscoapicalis 98, 99
grandipenne, *Ceresium* 15
granicornis, *Similoopsis*
 87
grisea, *Sybra* 87, 88
griseocaudatus, *Opsis* 80
guttaticolle, *Ceresium*
 15, 17
gynandropsidis, *Nerida* 31
 H
hebridanus, *Cacodacnus*
 10
heros, *Xixuthrus* 8, 9
Hesperophanes guttati-
collis 17;
olidus 26
Hestimidius 63, 64:
humeralis 64
Heteroclytomorpha 50:
singularis 50
Hippaphesis 62:
punctata 62
hirtipennis, *Gracilosphyra*
 47, 48
Homonoieini 38, 50
howqua, *Sybroides* 92, 93
humeralis, *Hestimidius* 64
Hypaphesis 62
 I
immaculata, *Gracilosphyra*
 47, 49
immaculosa, *Neosciadella*
 105, 106, 108
inermicollis, *Enotocleptes*
 39
inflexa, *Neosciadella*
 105, 109, 110
insignius, *Oihus* 36, 37
 L
Lamiinae 2, 38
Laniferus 14, 27:
uniformis 28
latus, *Prosoplus* 56
Leptocyrtinus cupreus 46;
elongatus 48
lucidum, *Ceresium*
 15, 20, 25
lycia, *Opsis* 73, 75, 76
 M
Macrotoma heros 9
Macrotomini 2, 4
maculaticollis, *Ceresium*
 17
maculicollis, *Sormida*
 53, 54
Microopsis 63, 81:
dimidiatus 81, 82, 84;
eson 81, 82, 83;
puellus 81, 82;
sapho 82, 83;
syces 81, 82, 83
Mimoopsis 64, 71:
fuscoapicatus 71
Moala 100:
crassus 98, 101;
flavovittatus 98, 102
mui, *Glaucytes* 35
multivittata, *Neosciadella*
 105, 108, 109
 N
nebulosa, *Batocera* 50
Neoopsis 64:
quadrimaculatus 64
Neosciadella 100, 105:
acutispina 111;
brunnipes 105, 106;
fulgida 105, 106, 107;
immaculosa 105, 106,
 108;
inflexa 105, 109, 110;
multivittata 105, 108,
 109;
obliquata 105, 109;
quadripustulata 105,
 108, 109;
spixi 105, 106;
subopaqua 111
Nerida 29, 30:
cordata 30, 31, 33;
gynandropsidis 31;
obcordata 30, 33;
oblongoguttula 31, 32;
zimmermani 30, 32
nigropicale, *Ceresium*
 15, 20, 27
Nipponini 38, 56
Nothopleurus 4:
cariosicollis 4
nutator, *Opsis* 73, 74
 O
obcordata, *Nerida*
 30, 31, 33
obliquata, *Neosciadella*
 105, 109
obliquelineatus, *Euoopsis*
 66, 68
oblongoguttula, *Nerida*
 31, 32
Obrini 13, 28
Obrium gynandropsidis
 31; *oblonguttulum* 32
ochreosparsus, *Prosoplus*
 56
Oihus 37: *insignius* 36, 37;
taeniatus 36, 37
Olethrius 4, 5:
brevicornis 5, 7, 8;
scabripennis 5, 7, 8;
tyrannus 5;
villosus 5, 6, 8
olidum, *Ceresium* 15, 20, 26
olivescens, *Vitilevua*
 98, 103, 104
Oloessa 39, 40:
bianor 40, 41, 42;
cenea 40, 41, 42;
poeta 40, 41
ongea, *Pterolophia* 58, 61
Opsidius 63, 70:
cetus 66, 70; *pictus* 70, 71
Opsis 64; 72:
brunneocaudatus 73, 78;
discedens 91;
dorsatus 80;
excavata 79;
excavatus 73, 79;
granicornis 87;
griseocaudatus 80;
lycia 73, 75, 76;
nutator 73, 74;
semigranosus 86;
striatellus 73;
uvua 73, 76, 79;
variivestis 73, 76;
veleta 73, 76, 77;
zitja 73, 75, 76
Opheltes 4: *cariosicollis* 4

- P**
 pallidus, *Dendrides* 36
 Parandra 2: striatifrons 3; vitiensis 3
 Parandrini 2
 Paroopsis 64, 67: eumilis 66, 67
 Phoracantha 13, 14: robusta 14; senio 13; tricuspis 14
 Phoracanthini 13
 pictus, *Oopsisidius* 70, 71
 plagiatus, *Crinotarsus* 51, 52
 poeta, *Oloessa* 40, 41
 poggea, *Cristoopsis* 66
 Prioninae 1, 2
 promissum, *Ceresium* 15, 20, 25
 Prosoplus 56: latus 56; ochreosparsus 56
 Ptericoptini 38, 63
 Pterolophia 56, 57: ongea 58, 61; singatoka 58, 60; thawathi 57, 58; tholo 58, 59; vitiensis 58, 60
 pubescens, *Ceresium* 15, 19, 20
 puellus, *Microopsis* 81, 82
 punctata, *Hippaphesis* 62
 punctulata, *Distenia* 11, 12
- Q**
 quadrimaculatus, *Neopsis* 64
 quadripustulata, *Neosciadella* 105, 108, 109
- R**
 repandum, *Ceresium* 12, 15, 16
 robusta, *Phoracantha* 14
 Ropica 62: vitiana 62
 Ropicella 63: antennalis 63
 rosacea, *Sybra* 90
- S**
 sapho, *Microopsis* 81, 82, 83
 scabripennis, *Olethrius* 5, 7, 8
 scutellaris, *Ceresium* 12, 15, 19
 semigranosus, *Similoopsis* 86
 senio, *Coleocoptus* 13
 similis, *Sybra* 87, 89
Similoopsis 63, 85: granicornis 87; semigranosus 86
Similosybra 64, 91: discedens 91; persimilis 91
 simplex, *Ceresium* 15, 18
 singatoka, *Pterolophia* 58, 60
 singularis, *Heteroclytomorpha* 50
 Sormida 51, 54: cinerea 53, 54, 55; maculicollis 53, 54
 spixi, *Neosciadella* 105, 106
 Stenodontes 4: cariosicollis 4
 striatellus, *Oopsis* 73
 striatifrons, *Parandra* 3
 striatipenne, *Ceresium* 15, 20, 24
 subopaqua, *Neosciadella* 111
 sulcatus, *Crinotarsus* 51, 52, 53
 suturalis, *Gracilosphyra* 47, 49
 suturemaculata, *Sybra* 87, 89
Sybra 64, 87: apicespinosa 87; catopa 87, 90; 92; grisea 87, 88; persimilis 91; rosacea 90; similis 87, 89; suturemaculata 87, 89; uniformis 87, 88
Sybroides 64, 93: howqua 92, 93
 syces, *Microopsis* 81, 82, 83
- T**
 taeniatus, *Oihus* 36, 37
 thawathi, *Pterolophia* 57, 58
 tholo, *Pterolophia* 58, 59
 thyra, *Ceresium* 15, 20, 21
 Tillomimus 29: bicinctus 29, 30
 tricuspis, *Phoracantha* 14
 trifasciata, *Gracilosphyra* 47
 tyrannus, *Olethrius* 5
- U**
 unicolor, *Ceresium* 15, 18
 uniformis, *Gemylus* 94, 96; Laniferus 28; *Sybra* 87, 88
 upsilon, *Gemylus* 92, 94, 96
 uvua, *Oopsis* 73, 76, 79
- V**
 vacillans, *Ceresium* 15, 20, 24
 variivestis, *Oopsis* 73, 76
 veleta, *Oopsis* 73, 76, 77
 villosus, *Olethrius* 5, 6, 8
 viridescens, *Vitilevua* 98, 103
 vitiana, *Ropica* 62
 vitiensis, *Parandra* 3; *Pterolophia* 58, 60
Vitilevua 100, 102: olivescens 98, 103, 104; viridescens 98, 103
- W**
 wainiloka, *Gemylus* 92, 94, 97
- X**
Xixuthrus 4, 9: heros 8, 9; terribilis 9
- Z**
 zimmermani, *Nerida* 30, 32
 zitja, *Oopsis* 73, 75, 76