

Hispinæ of the New Guinea-Solomons Area.

II. Tribe Coelaenomenoderini (Coleoptera: Chrysomelidae)¹

J. L. Gressitt and G. A. Samuelson²

ABSTRACT

Five genera of Coelaenomenoderini are found in the area studied, including 1 new genus, *Buloliswa*, with 2 new species. *Cyperiswa* has 8 species or subspecies of which 4 are described as new; *Heterrhachiswa* remains with its single species; *Enischniswa* has 6 species or subspecies of which 2 are new; and *Pharangiswa* has 8 of which 5 are new. All taxa are keyed and all new taxa are illustrated.

INTRODUCTION

The tribe Coelaenomenoderini Weise (1911) is distributed throughout the Old World tropics and is limited in the Pacific to the Papuan area, viz., New Guinea and nearby archipelagos, northern Queensland, and the Solomon Islands. Weise (1911) and Würmli (1975) keyed the genera. The tribe contains 9 genera and 1 subgenus, including 1 new genus added herein. Five genera with 25 species and subspecies are listed for the area.

This paper covers all the Coelaenomenoderini recorded for the Papuan area and adds those specimens that accumulated in Bishop Museum since the previous reports by Gressitt (1957, 1960, 1963). Nearly all the specimens were obtained through Bishop Museum fieldwork, mostly in Papua New Guinea and the Solomon Islands. Additional specimens treated herein were borrowed from other collections, which are identified by their codens in the Material Examined sections. Holotypes of all the new taxa are deposited in Bishop Museum. Citations without codens indicate Bishop Museum as the depository; however, parts of series may be distributed to other institutions. Depositories are identified as follows: ANIC = Australian National Insect Collection, Canberra; BMNH = British Museum (Natural History), London; BPBM = Bishop Museum, Honolulu; CASC = California Academy of Sciences, San Francisco; HSIC = Ministry of Natural Resources, Honiara; KONE = Department of Primary Industry, Konedobu; MNHN = Museum National d'Histoire Naturelle, Paris; USNM = National Museum of Natural History, Washington, D.C.; ZSMC = Zoologische Staatssammlung, München.

1. Partial results of grants to Bishop Museum from the U.S. National Science Foundation (DEB-7606164, DEB-8016438). Also partially resulting from a Guggenheim fellowship and a Fulbright fellowship to the senior author. This installment follows the first paper of the current series, "Hispinæ of the New Guinea-Solomons Area I. Tribe Callispini (Coleoptera: Chrysomelidae)." Bishop Mus. Occ. Pap. 28:50-64 (1988). Senior author of this series is deceased (1914-1982).

2. J. Linsley Gressitt Center for Research in Entomology, Bishop Museum, P.O. Box 19000-A, Honolulu, Hawai'i 96817, USA.

In new species or subspecies proposed herein, the holotype and allotype descriptions are restricted to only the individual being described.

Measurements of body length and body breadth are rounded to the nearest 0.05 mm; other measurements are rounded to the nearest 0.01 mm.

SYSTEMATICS

All 5 genera treated herein are restricted to the Papuan area.

Key to Papuan Genera of Coelaenomenoderini

1. Antenna with less than 11 segments 2
 Antenna with 11 segments *Cyperispa*
- 2(1). Antenna with 8 segments (8th sometimes suggestive of 3 segments); elytral costae sub-uniform or alternate interstices more strongly raised than others 3
 Antenna with 6 segments; 4th, 7th, and 8th elytral interstices much more strongly costate than others *Heterrhachispa*
- 3(2). Elytral costae not uniform, alternate interstices more prominent than others; lateral margin of elytron not flattened; last antennal segment without conspicuous pits 4
 Elytral costae uniform, feeble; lateral margin of elytron expanded, flat, well visible from above; last antennal segment with numerous large sensory pits *Pharangispa*
- 4(3). Prothorax slightly constricted preapically, slightly broadened apically; 6th elytral interstice very prominent, hiding lateral margin in dorsal view *Enischnispa*
 Prothorax nearly straight at side, slightly narrowed at apex, not collared; 7th elytral interstice prominent but not completely hiding margin *Bulolispa*, n.gen.

Genus *Cyperispa* Gressitt

Cyperispa Gressitt, 1957, Nova Guinea, n. s. 8(2):268 (type species: *Cyperispa hypolytri* Gressitt; Solomon Is); 1960, Pac. Insects 2(1):66. — Würmli, 1975, Entomol. Arb. Mus. Frey 26:40, 44.

Key to Species of *Cyperispa*

1. Posterolateral portion of pronotum with large oblique depression; elytron largely pale, usually with dark transverse band, sometimes entirely pale, or with dark apical region 2
 Posterolateral portion of pronotum with 2 depressions separated by distinct ridge; elytron and basal ½ of pronotum black; body length 6.9–7.6 mm *hypolytri*
- 2(1). Body length to 5.0 mm, commonly around 4.5 mm 3
 Body length >5.0 mm, nearly always over 5.25 mm 6
- 3(2). Elytron largely pale but with dark transverse band preapically, broadest behind middle 4
 Elytron entirely pale, broadest at middle; body length 4.1 mm *lungae*, n. sp.
- 4(3). Pronotum almost impunctate on central portion, median line not carinate behind middle 5
 Pronotum with some punctures on central portion, median line carinate behind middle; elytral dark band not prolonged posteriorly along suture; body length 4.3 mm *s. scleriae*
- 5(4). Elytron with dark band prolonged posteriorly and narrowly along suture; body length 3.95–4.2 mm *s. malaitensis*
 Elytron with dark band not prolonged posteriorly; body length 4.5–5.15 mm *s. gelae*, n. subsp.
- 6(2). Elytron with dark band across middle 7
 Elytron with dark region apically, obliquely extending forward at suture almost to middle of elytron; body length 5.0–6.2 mm *palmarum*, n. sp.

- 7(6). Elytral dark band relatively broad, about 0.50–0.54 × as long as elytron; abdominal sterna sometimes black; body length 5.8–6.6 mm *t. thoracostachyi*
 Elytral dark band relatively narrow, about 0.42–0.43 × as long as elytron; abdominal sterna never black; body length 5.2–6.0 mm *t. kolombangara*, n. subsp.

Cyperispa hypolytri Gressitt

Fig. 5A

Cyperispa hypolytri Gressitt, 1957, Nova Guinea, n. s. 8(2):268, figs. 19a, c, d, e (Guadalcanal; BPBM); 1960, Pac. Insects 2(1):66, 67.

Material examined. None additional to type series.

Distribution. Solomon Islands (Guadalcanal).

Cyperispa scleriae scleriae Gressitt

Fig. 4A

Cyperispa scleriae Gressitt, 1957, Nova Guinea, n. s. 8(2):268, 271 (Guadalcanal; BPBM); 1960, Pac. Insects 2(1):67, 68.

Material examined. None additional to type series.

Distribution. Solomon Islands (Guadalcanal).

Remarks. The holotype is male (teneral), not female as originally indicated.

Cyperispa scleriae malaitensis Gressitt

Fig. 4B

Cyperispa scleriae malaitensis Gressitt, 1960, Pac. Insects 2(1):67, 68 (Malaita; BPBM).

Material examined. None additional to type series.

Distribution. Solomon Islands (Malaita).

Remarks. The sex of the holotype was not originally indicated; it is male.

Cyperispa scleriae gelaie Gressitt, **new subspecies**

Figs. 1A, 4C, 5B

MALE (holotype). Testaceous; antenna black, with pitchy brown on segments 1, 2, and 11; elytron with band from just behind middle to top of apical declivity, produced forward at suture in triangle reaching slightly anterior to middle. Body length 4.75 mm; breadth 1.55 mm.

Head not quite as broad as prothorax (24:25), smooth above; interantennal process blunt, hardly reaching middle of scape. *Antenna* not quite ½ as long as body, moderately stout; scape and pedicel subequal; 3 > 1 + 2 and subequal to 4 + 5; 4 = 11. *Prothorax* longer than broad (27:25), widest near apex, constricted near base; disc largely smooth, punctured and hairy near apex, a few punctures at center and laterobasal depression. *Elytron* distinctly widened posteriorly, widest in 3rd ¼; disc regularly seriate-punctate with alternate interstices stronger. *Venter* largely impunctate on thorax, finely punctured on abdomen. *Legs* smooth.

FEMALE (allotype). Antenna not quite ¾ as long as body. Body length 5.0 mm; breadth 1.85 mm.

PARATYPES. Body length 4.5–5.15 mm; breadth 1.5–1.65 mm.

Type data. Holotype ♂ (BPBM 14,583) and allotype ♀ (BPBM) SOLOMON IS: Florida Group: Nggela I: Haleta, 1–10 m, 2–5.x.1964, long sedge [*Thoracostachyum?*] nr sago swamp (R. Straatman); paratopotypes: 10, same data; 2, same data, except 2–3.x.1964, long sedges nr sago swamp. Some BPBM paratypes deposited in ANIC, BMNH, HSIC, USNM, ZSMC.

Remarks. Differs from *s. scleriae* in being larger and relatively broader, with a wider dark band on elytra.

Cyperispa thoracostachyi thoracostachyi Gressitt

Fig. 5C

Cyperispa thoracostachyi Gressitt, 1960, Pac. Insects 2(1):66, 67 (Malaita; BPBM).**Material examined.** None additional to type series.**Distribution.** Solomon Islands (Malaita).**Remarks.** The sex of the holotype was not originally indicated; it is female.***Cyperispa thoracostachyi kolombangara*** Gressitt, **new subspecies** Figs. 1C, 4D, 5DMALE (holotype). Pale castaneous; antenna pitchy in middle, quite pale on last 2 segments; elytron with broad black band on middle $\frac{1}{3}$. Body length 6.0 mm; breadth 1.95 mm.*Head* smooth above; interantennal process stout. *Antenna* over $\frac{1}{2}$ as long as body. *Prothorax* slightly longer than broad, broadest just before apex; disc punctured, with erect hairs on anterior $\frac{1}{3}$, few punctures on rest. *Elytron* regularly punctate-striate, alternate interstices slightly stronger.FEMALE (allotype). Color paler. Antenna $\frac{1}{2}$ as long as body. Body length 5.3 mm; breadth 1.9 mm.

PARATYPES. Most reddish, often elytron paler than pronotum. Body length 5.2 mm; breadth 1.8–2.3 mm.

Type data. Holotype ♂ (BPBM 14,584), SOLOMON IS: New Georgia Group: Kolombangara I: S slope, nr Kukundu, 200 m, 9.vii.1959, on sedge #3512 (J. L. Gressitt); allotype ♀ (BPBM), Irii, 100 m, 3.vii.1964 (J. & M. Sedlacek); 1 paratopotype, same data as holotype, except 300 m, on sedge #3510 (Gressitt); 35 paratypes, same data as allotype; 7, same loc., 100 m, 30.vi.1964, palm, *Pandanus* (Sedlaceks); 12, same loc., 100–250 m, 1.vii.1964, palm, *Pandanus* [some without host label] (Sedlaceks). Some BPBM paratypes deposited in ANIC, BMNH, CASC, HSIC, KONE, MNHN, USNM, ZSMC.**Remarks.** Differs from *t. thoracostachyi* Gressitt in being slightly smaller, more reddish, with the elytral band narrowed and nearly transverse anteriorly and the elytron more pubescent.***Cyperispa lungae*** Gressitt, **new species**

Figs. 1B, 5E

FEMALE (holotype). Testaceous, ochraceous on pronotum and basal $\frac{1}{2}$ of elytron; antenna red-pitchy, paler distally and still paler on segments 1–2. Body length 4.1 mm; breadth 1.35 mm.*Head* as broad as prothorax, smooth above; interantennal process obtuse, not reaching middle of scape. *Antenna* $\frac{1}{2}$ as long as body, slender in middle; segment 3 = 4 + 5, much longer than 1 + 2, all longer than 4. *Prothorax* slightly longer than broad (25:22), strongly constricted near base, widest near apex; disc largely smooth, undulating at side, punctures in depressions and 3 at center; hairy and punctured in 3 preapical depressions. *Elytron* slender, widest in middle, hairy, punctures largely alternating in paired rows; interstices weak. *Venter* finely punctured on abdomen. *Legs* smooth.**Type data.** Holotype ♀ (BPBM 14,585), SOLOMON IS: Guadalcanal I: Lunga River bridge, 3.ix.1960, "light trap" (C. W. O'Brien).**Remarks.** Differs from *s. scleriae* in having elytron unicolorous, more slender postmedially, more broadly margined in middle with punctures staggered (zigzag) within double rows.***Cyperispa palmarum*** Gressitt, **new species**

Figs. 1D, 4E, 5F

MALE (holotype). Ochraceous, with antenna dusky from dense black hairs except on segments 1, 2, and 11; elytron with posterior $\frac{2}{3}$ blackish brown, dark area extending forward

along suture to just anterior to middle; abdomen slightly pitchy. Body length 5.55 mm; breadth 1.9 mm.

Head nearly as broad as prothorax (28:29), smooth above; interantennal process blunt, not reaching middle of scape. *Antenna* slightly over 1/2 as long as body, appearing stout because of dense hairs; segment 3 much longer than 1 + 2, distinctly shorter than 4 + 5 and distinctly longer than 10 + 11. *Prothorax* just longer than broad (30:29), constricted near base, widest 1/3 from apex; disc punctured, hairy on anterior 1/3, smooth with few punctures behind middle. *Elytron* distinctly widened behind middle, widest in 3rd 1/4; disc evenly seriate punctate, interstices almost uniform. *Venter* feebly punctured, stronger on side of prothorax. *Legs* short, fairly smooth.

FEMALE (allotype). Body length 6.2 mm; breadth 2.25 mm.

PARATYPES. Body length 5.0–6.8 mm; breadth 1.9–2.4 mm.

Type data. Holotype ♂ (BPBM 14,586) and allotype ♀ (BPBM), SOLOMON IS: Santa Isabel I: Tatamba, 1–50 m, 1.ix.1964, on tall palms, also pinnate palms (R. Straatman); paratopotypes: 4, same data; 3, same data, except tall, small palm [*Ptychosperma?*]; 11, same loc., 0–50 m, 3.ix.1964, small pinnate palm, rattans, fan leaf palm (Straatman); 1, same data, except 6.ix.1964, tall palms; paratypes: 2, Ovi Vill, nr Tatamba, 16.ix.1964, sago palm, *Metroxylon* (Straatman); 1, Togilava Riv, 0–50 m, 6.ix.1964, tall palm (Straatman). Some BPBM paratypes deposited in ANIC, BMNH, CASC, HSIC, USNM, ZSMC.

Remarks. Differs from *hypolytri* Gressitt in having the pronotum entirely pale and the elytron pale with a pitchy posterior area, and in having the pronotum smoother and more flattened.

Genus *Heterrhachispa* Gressitt

Heterrhachispa Gressitt, 1957, Nova Guinea, n. s. 8(2):272 (type species: *H. kurandae* Gressitt; Queensland); 1960, Pac. Insects 2(1): 69. — Würmli, 1975, Entomol. Arb. Mus. Frey 26:41, 44.

Remarks. This monotypic genus has Papuan affinities. It appears to be restricted to northern Queensland, Australia.

Heterrhachispa kurandae Gressitt

Fig. 5G

Heterrhachispa kurandae Gressitt, 1957, Nova Guinea, n. s. 8(2):273, fig. 20a; 1960, Pac. Insects 2(1):69.

Material examined. None additional to holotype.

Distribution. Australia (northern Queensland).

Genus *Enischnispa* Gressitt

Enischnispa Gressitt, 1957, Nova Guinea, n. s. 8(2):274 (type species: *E. calamivora* Gressitt; New Ireland); 1960, Pac. Insects 2(1):69; 1963, ibid. 5(3):662. — Würmli, 1975, Entomol. Arb. Mus. Frey 26:42, 45.

Key to Species of *Enischnispa*

- 1. Elytral puncture rows 3 and 4 merged into 1 row along more than middle 1/3; dorsum largely or entirely blackish 2
- Elytral puncture rows 3 and 4 complete throughout, punctures may be crowded, more or less irregular along middle; dorsum largely blackish or not 3
- 2(1). Elytron in postmedian portion with interstice 2 much more strongly raised than 3; tarsi reddish; body length 3.5–4.25 mm . . . (NE New Guinea) *rattana*

- Elytron in postmedian portion with interstice 3 a little more strongly raised than 2; tarsi nearly black; body length 4.25 mm . . . (SE New Guinea: Vogelkop) *daemonoropa*
- 3(1). Body length <3.5 mm; elytral disc at least narrowly pale, postmedian area briefly darkened 4
- Body length >3.5 mm; dorsum largely blackish, preapex of elytron with brief yellow streaks on interstices 2 and 4; elytron more or less slender, 4.6 × as long as broad; elytral interstices 2, 4, 6 strongly raised, lacking high transverse interspaces between punctures; body length 4.3 mm . . . (SE New Guinea) *palmicola*
- 4(3). Elytron relatively stout: <4.5 × as long as broad; elytral postmedian dark area usually not reaching suture 5
- Elytron relatively slender: 4.7–5.0 × as long as broad; elytral postmedian dark area more or less reaching narrowly darkened suture; elytral apex more or less sinuate or angular because of prominent interstices; body length 2.85–3.05 mm . . . (SE New Guinea) *calamella*, n. sp.
- 5(4). Elytral suture pale or narrowly pale pitchy for most of length; venter pale; pronotum with 2 impunctate areas medially, slightly before and behind middle; elytral apex rounded; body length 3.15–3.5 mm . . . (New Ireland) *c. calamivora*
- Elytral suture darkened narrowly; venter usually dark; pronotum with impunctate areas larger, more connected, more or less T-shaped; elytral apex blunt, more or less subtruncate at extremity; body length 2.7–3.15 mm . . . (NE and SE New Guinea) *c. papuana*, n. subsp.

***Enischnispa calamivora calamivora* Gressitt**

Figs. 4F, 5H

Enischnispa calamivora Gressitt, 1957, Nova Guinea, n. s. 8(2):275, figs. 20 b, c (New Ireland; BPBM); 1960, Pac. Insects 2(1):69, 70; 1963, ibid. 5(3):662 (part).

Material examined. None additional to type series.

Distribution. Bismarck Archipelago (New Ireland).

***Enischnispa calamivora papuana* Samuelson, new subspecies**

Figs. 2A, 4G, 5I

MALE (holotype). Body surfaces largely dark fuscous to piceous, elytron ochraceous along inner disc from base to preapex; elytral suture narrowly darkened, postmedian dark band invading ochraceous area but not reaching suture; antenna reddish fuscous; legs reddish fuscous to piceous. Body length 2.95 mm; breadth 1.0 mm.

Head just as broad as prothorax; interantennal process somewhat rounded in profile, carinate behind; occiput and vertex rather closely punctate, punctures deep, interspaces smooth, shining. **Antenna** not quite ½ as long as body; scape turgid, thicker than pedicel, pedicel as long as scape; segment 3 shorter than 1 + 2, 4–5 gradually decreasing in length, 7 = 4, 8 slightly longer than preceding 4. **Prothorax** slightly longer than broad (34:32); side convex along middle, briefly constricted subapically, gradually narrowed to prebasal constriction; disc deeply punctured, with slightly swollen impunctate area across middle, another area medially on basal ½. **Scutellum** smooth, briefly depressed before apex. **Elytron** about 4.45 × as long as broad, very gradually broadened to preapex, then rounded to subtruncate extremity; posthumeral area gently constricted; disc deeply and more or less regularly punctate, tending to form rows in pairs, separated by costae on 2nd, 4th, and 6th interstices, the last most strongly developed. **Venter** smooth to deeply punctate; prothoracic intercoxal piece flattened, bearing pair of large punctures; metasternum with median area impunctate, otherwise punctate; abdomen more closely punctate on apical 3 sternites. **Legs** with 1st pair much larger than others.

FEMALE (allotype). Similar to holotype. Antenna slightly over 1/3 as long as body. Body length 2.7 mm; breadth 0.85 mm.

PARATYPES. Similar to above. One specimen teneral and generally paler. Body length 2.85–3.15 mm; breadth 0.95–1.05 mm.

Type data. Holotype ♂ (BPBM 14,587) and allotype ♀ (BPBM), PAPUA NEW GUINEA (NE New Guinea): East Sepik Prov: Bainyik nr Maprik, 225 m, 21.vi.1961, slender leaf rotan (J.L. & M. Gressitt); 1 paratopotype, same data but 150 m; 1 paratype, Morobe Prov: Bubia, Markham Vall, 50 m, 17.ix.1955, screw palm (Gressitt); paratypes, PAPUA NEW GUINEA (SE New Guinea): Western Prov: 4, Oriomo Gov't Stn, 26–28.x.1960, palm (Gressitt); 1, same loc., 28.x.1960, *Calamus*, Gressitt. Some BPBM paratypes deposited in ANIC, BMNH.

Remarks. Differs from *c. calamivora* in having the elytron more narrowly pale along inner disc and apex of the elytron more irregular, subtruncate. Specimens from the different sectors of New Guinea are fairly uniform in general facies. The specimens from Bainyik and Oriomo were treated (the latter questionably) as the nominate subspecies by Gressitt (1963:662).

Enischnispa daemonoropa Gressitt

Fig. 5J

Enischnispa daemonoropa Gressitt, 1963, Pac. Insects 5(3):662, 664 (New Guinea; BPBM).

Material examined. None additional to type series.

Distribution. New Guinea (SW) (S Vogelkop area).

Remarks. The sex of the holotype is female, not male as originally indicated.

Enischnispa rattana Gressitt

Figs. 4H, 5K

Enischnispa rattana Gressitt, 1960, Pac. Insects 2(1):69, 70, fig. 18e (New Guinea; BPBM).

Material examined. None additional to type series.

Distribution. New Guinea (NE).

Remarks. The sex of the holotype was not indicated originally; it is male.

Enischnispa palmicola Gressitt

Fig. 5L

Enischnispa palmicola Gressitt, 1963, Pac. Insects 5(3):662, fig. 31b (New Guinea; BPBM).

Material examined. None additional to type series.

Distribution. New Guinea (SE).

Enischnispa calamella Gressitt, **new species**

Figs. 2B, 4I

MALE (holotype). Dorsum largely dark reddish fuscous, inner elytral disc with linear ochraceous area interrupted behind middle by fuscous band, suture narrowly fuscous; antenna orangish, last 2 segments fuscous to fuscous; venter dark fuscous; legs pale, yellow-testaceous. Body length 3.0 mm; breadth 0.90 mm.

Head barely broader than prothorax (31:30); eye large; occiput punctured; interantennal process subtriangular, ridged medially above, reaching to middle of scape. *Antenna* almost ½ as long as body; pedicel as long as scape; segment 3 shorter than 1 + 2, 4–6 gradually decreasing in length; 8 with suggestion of divisions, distinctly longer than preceding 3. *Prothorax* slightly longer than broad (31:30), subcylindrical, narrowed at base, slightly collared; disc deeply punctured, with cross-shaped smooth area occupying ¾ of discal length, a few punctures at center. *Scutellum* smooth, with some minute punctures. *Elytron* slightly broadened posteriorly, slightly constricted at end of basal ½; disc grossly and evenly punctured, 2nd interstice more prominent postmedially, 4th more prominent anteriorly, 6th prominent throughout. *Venter*: metasternum smooth, shining, sparsely punctulate except anterolaterally where punctures are deep; abdomen rather deeply and closely punctate. *Legs* fairly smooth.

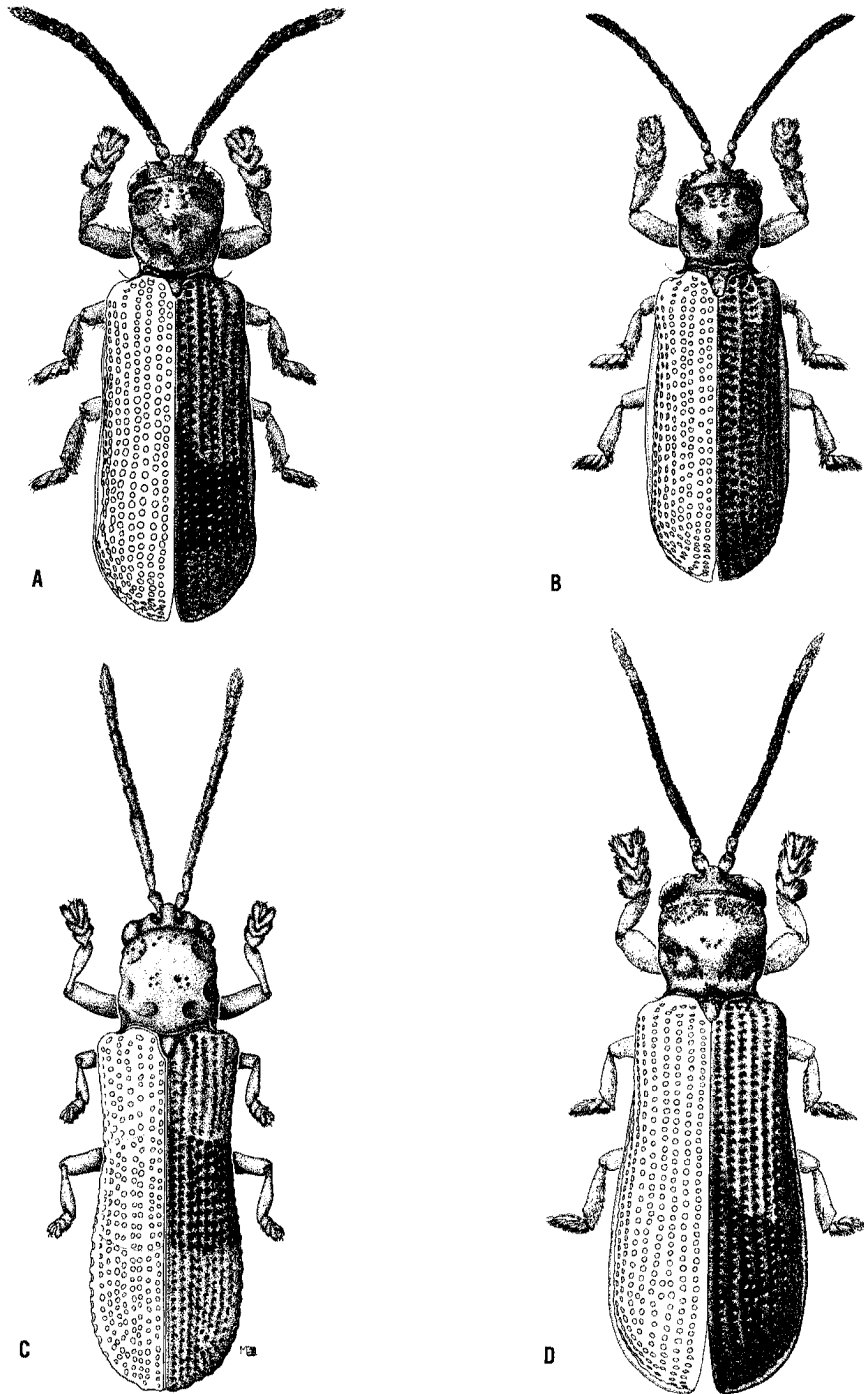


Fig. 1. Dorsal view: **A**, *Cyperispa scleriae gelae*, paratype, 4.8 mm; **B**, *C. lungae*, holotype, 4.1 mm; **C**, *C. thoracostachyi kolombangara*, paratype, 5.7 mm; **D**, *C. palmarum*, paratype, 6.4 mm. Figures not to same scale.




Fig. 2. Dorsal view: **A**, *Enischnispa calamivora papuana*, allotype, 2.7 mm; **B**, *E. calamella*, paratype, 3.0 mm; **C**, *Bulolispis bimaculata*, paratype, 3.9 mm; **D**, *B. sublineata*, holotype, 3.75 mm. Figures not to same scale.




Fig. 3. Dorsal view: **A**, *Pharangispa heliconiae*, allotype, 5.85 mm; **B**, *P. a. alpiniae*, paratype, 5.7 mm; **C**, *P. a. bella*, holotype, 5.65 mm; **D**, *P. a. georgiana*, paratype, 6.05 mm; **E**, *P. a. marginata*, holotype, 6.55 mm. Figures not to same scale.

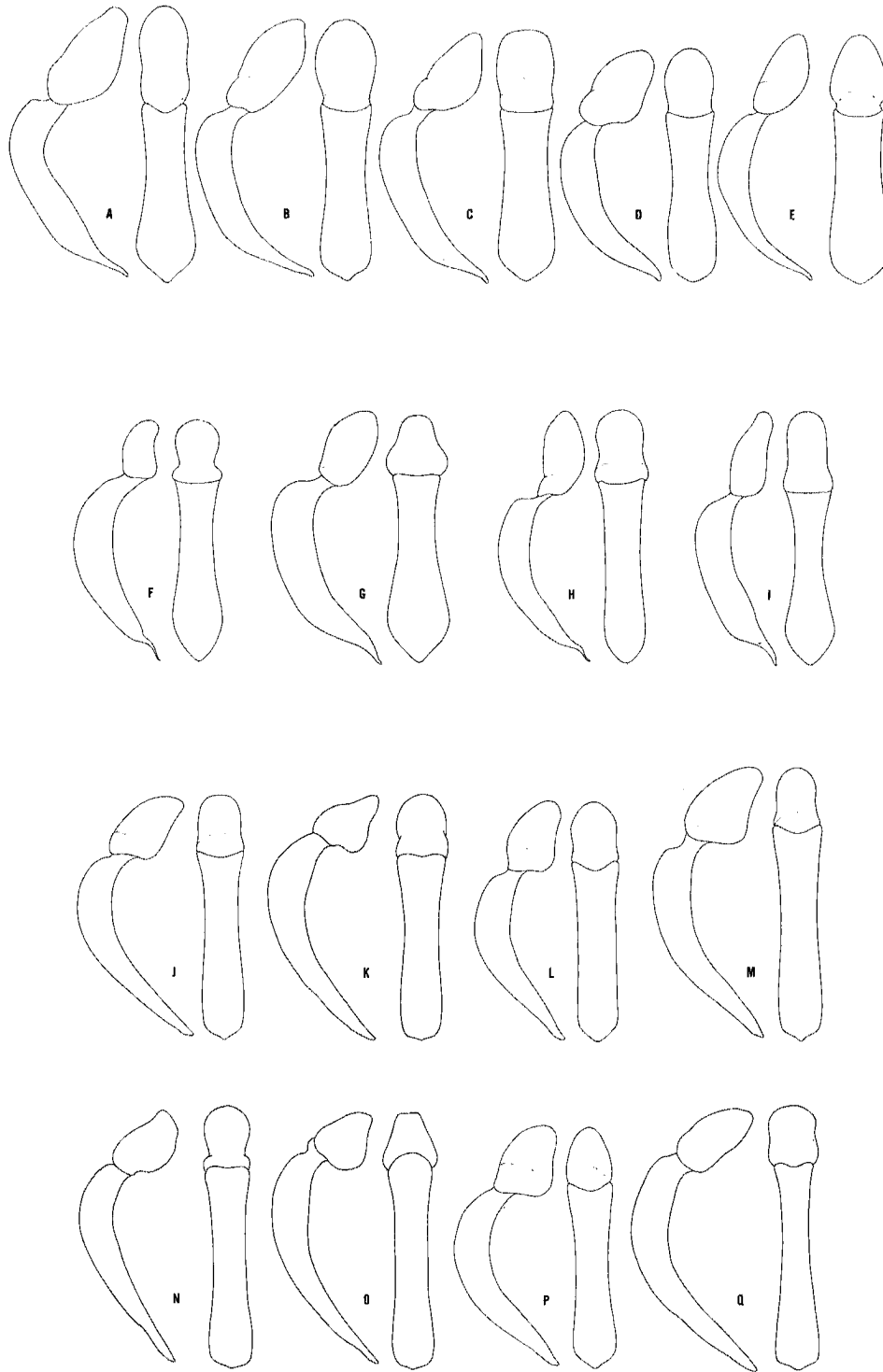


Fig. 4. Aedeagus, lateral and dorsal views: **A**, *Cyperispa s. scleriae*, holotype; **B**, *C. s. malaitensis*, paratype; **C**, *C. s. gelae*, holotype; **D**, *C. thoracostachyi kolombangara*, paratype; **E**, *C. palmarum*, holotype; **F**, *Enischmispa c. calamivora*, paratype; **G**, *E. c. papuana*, holotype; **H**, *E. rattana*, paratype; **I**, *E. calamella*, holotype; **J**, *Pharangispa purpureipennis*; **K**, *P. heliconiae*, paratype; **L**, *P. cristobala*; **M**, *P. fasciata*; **N**, *P. a. alpiniae*, paratype; **O**, *P. a. bella*, holotype; **P**, *P. a. georgiana*, holotype; **Q**, *P. a. marginata*, holotype. Figures not to same scale.




Fig. 5. Spermatheca, lateral view: **A**, *Cyperispa hypolytri*, paratype; **B**, *C. scleriae gelae*, allotype; **C**, *C. t. thoracostachyi*; **D**, *C. t. kolombangara*, paratype; **E**, *C. lungae*, holotype; **F**, *C. palmarum*, allotype; **G**, *Heterhachispa kurandae*, holotype; **H**, *Enischmispa c. calamivora*, allotype; **I**, *E. c. papuana*, allotype; **J**, *E. daemonoropa*, paratype; **K**, *E. rattana*, paratype; **L**, *E. palmicola*, holotype; **M**, *Bulolispia bimaculata*, paratype; **N**, *B. sublineata*, holotype; **O**, *Pharangispa purpureipennis*; **P**, *P. heliconiae*, allotype; **Q**, *P. cristobala*; **R**, *P. fasciata*; **S**, *P. a. alpiniae*, allotype; **T**, *P. a. bella*, allotype; **U**, *P. a. georgiana*, allotype; **V**, *P. a. marginata*, allotype. Figures not to same scale.

PARATYPES. Body length 2.9–3.0 mm; breadth 0.85–0.90 mm.

Type data. Holotype ♂ (BPBM 14,588), PAPUA NEW GUINEA (SE New Guinea): Brown Riv nr Port Moresby, 10 m, 5.xi.1960, on rattan (J.L. Gressitt); 5 paratopotypes, same data.

Remarks. Differs from *c. calamivora* Gressitt in having the prothorax more cylindrical and with discal impunctate areas larger and elytron more angular posteriorly. The Brown River specimens were questionably assigned to *c. calamivora* by Gressitt (1963:662). The type series appears to be represented by males only.

Genus *Bulolispa* Gressitt & Samuelson, new genus

Head short, frons very short, transverse; antenna short, of 8 segments, segment 3 roughly subequal to 1 + 2 or 8; prothorax as long as broad, side nearly straight, not constricted preapically, rugose-punctate; scutellum subtriangular; elytron strongly and regularly punctured, interstices irregularly raised and sublateral, carinae quite prominent (7th strongest) but not completely hiding lateral margin in dorsal view.

Type species. *Bulolispa bimaculata* Gressitt, n. sp.

Etymology. *Bulolispa* = placename Bulolo + *Hispa*. Gender feminine.

Distribution. Lower montane New Guinea (NE).

Remarks. Differs from *Enischnispa* by being a little less narrow, less opaque, with the prothorax even at the side, not constricted preapically, and the sublateral elytral carina involving the 7th interstice instead of 6th.

Key to Species of *Bulolispa*

1. Pronotum with 2 smooth areas, before and behind center, well separated; elytron with black spot at middle not touching suture or margin; body length 3.65–3.9 mm
 *bimaculata*, n. sp.
- Pronotum with 2 smooth areas nearly joined, each about as long as broad; elytron with suture black on most of basal $\frac{3}{4}$, part of extreme base black, longitudinal black area anterior to middle continued anteriorly on side to below humerus; body length 3.75 mm
 *sublineata*, n. sp.

Bulolispa bimaculata Gressitt, new species

Figs. 2C, 5M

FEMALE (holotype). Pale orange-testaceous, shiny, hyaline, eye pitchy brown, elytron with subrounded black spot occupying less than central $\frac{1}{3}$ of disc and not touching suture or submarginal costa. Body length 3.65 mm; breadth 1.30.

Head short; eye large, hardly extending beyond lateral margin of prothorax; occiput coarsely punctured; interantennal process subtriangular above, barely $\frac{1}{2}$ as long as scape; frons extremely short, much broader than long. *Antenna* just over $\frac{1}{3}$ as long as body, gradually thickened distally to middle of 8th (last) segment, apex suddenly acute; scape barely longer than pedicel, both together slightly shorter than segment 3; 3 slightly shorter than 4 + 5 or 8; relative lengths of segments (1/100ths mm): 12:11:24:16:14:12:12:25. *Prothorax* just as long as broad (at basal breadth), slightly longer than broad, slightly narrower at apex than at base, straight at side; disc coarsely rugose-punctate, with short, irregular smooth area just anterior to center and smaller narrow one just behind center. *Scutellum* triangular, depressed medially. *Elytron* slightly constricted at end of basal $\frac{1}{5}$, slightly broadened posteriorly, widest well behind middle, broadly rounded behind; disc with 9 rows of strong punctures except near base and apex, costae uneven, 2nd and 4th strong, 7th strongest. *Venter* strongly punctured, posterior part of metasternum smooth. *Legs* very short, moderately punctured.

PARATYPE. Elytral black spot smaller, broader than long. Body length 3.90 mm; breadth 1.40 mm.

Type data. Holotype ♀ (BPBM 14,589), PAPUA NEW GUINEA (NE New Guinea): Morobe Prov, Bulolo Riv, 800 m [date 31.i.1963 lined out on label] (J. Sedlacek); paratype ♀, Wau, 1,200 m, 1.xii.1965, MVL [Hg-vapor lamp] (Sedlacek).

Remarks. Differs from *Enischnispa rattana* Gressitt in being shorter, pale hyaline instead of opaque, with less of pronotal disc smooth, and without constrictions of prothorax.

***Bulolispia sublineata* Samuelson, new species**

Figs. 2D, 5N

FEMALE (holotype). Pale orange-testaceous, hyaline; eye golden brown to pitchy; elytron marked with black on inner part of extreme base, most of basal $\frac{3}{4}$ of suture, and sublongitudinal area of disc anterior to middle extending forward along lateral margin to below humerus. Body length 3.75 mm; breadth 1.35 mm.

Head with eye projecting slightly beyond side of prothorax; occiput punctured, depressed each side behind antennal insertions; interantennal process subtriangular, blunt, $\frac{3}{5}$ as long as scape; frons transverse. *Antenna* $\frac{1}{3}$ as long as body; scape and pedicel subequal, together slightly shorter than segment 3; 3 slightly shorter than 4 + 5 or 8; relative lengths of segments (1/100ths mm): 12:12:26:14:14:14:12:30. *Prothorax* just as long as basal broad, slightly convex at side, widest behind middle, narrowed toward base and anterior to middle, cylindrical apically; disc coarsely and closely punctured, impunctate areas before and behind middle, slightly grooved medially. *Scutellum* slightly concave. *Elytron* slightly wider near apex than base, nearly straight at side, conjointly rounded apically; disc with punctures strong and regular; interstices subequal, 2nd and 7th stronger, the latter not quite hiding part of lateral margin from above. *Venter* rather strongly punctate except posterior part of metasternum. *Legs* finely punctate.

Type data. Holotype ♂ (BPBM 14,590), PAPUA NEW GUINEA (NE New Guinea): Eastern Highlands Prov: Okasa nr Okapa, 1,400 m, 17.i.1963 (J. & M. Sedlacek).

Remarks. Differs from *bimaculata*, n. sp., in having the antenna slightly more slender and less pubescent, prothorax less parallel-sided, narrowed anteriorly, with larger smooth areas on top of disc, and elytron with suture largely dark and discal mark farther forward and longer.

Genus ***Pharangispa*** Maulik

Pharangispa Maulik, 1929, Bull. Entomol. Res. 20(2):233 (type species: *P. purpureipennis* Maulik; Solomon Is). —Gressitt, 1957, Nova Guinea, n. s. 8(2):268, 275; 1960, Pac. Insects 2(1):70. —Würmli, 1975, Entomol. Arb. Mus. Frey 26:41, 44.

Key to Species of *Pharangispa*

1. Pronotal disc generally closely and coarsely punctate centrally; elytral disc partly pale 2
 - Pronotal disc sparsely punctate to largely impunctate centrally, partly smooth; elytral disc entirely dark purplish (only lateral margin more or less dark reddish); body length 5.25–6.0 mm . . . (Santa Isabel I) ***heliconiae*, n. sp.**
- 2(1). Elytral dark markings attaining scutellum; elytral margin not distinctly broadened postbasally: breadths of margin at basal $\frac{1}{5}$ and middle subequal 3
 - Elytral dark markings not attaining scutellum; elytral margin slightly broadened along basal $\frac{1}{5}$, distinctly broader than at middle 4
- 3(2). Elytral dark region covering much of disc, extending to pale lateral margin; body length 4.65–6.3 mm . . . (Guadalcanal I, Santa Isabel I) ***purpureipennis***
 - Elytral dark region confined to inner $\frac{1}{2}$ of disc; body length 4.3–5.15 mm . . . (San Cristobal I, Malaita I) ***cristobala***

- 4(2). Elytral apex pale over apical $\frac{1}{2}$ or more 5
 Elytral apex or preapex dark (apical part of lateral margin dark or narrowly pale) 7
- 5(4). Elytral dark area a transverse band confined mainly to apical region, not extending anteriorly into basal $\frac{1}{2}$; body length 5.4–6.2 mm . . . (Bougainville I) *fasciata*
 Elytral dark area more extensive than transverse band, extending anteriorly into basal $\frac{1}{2}$ or more 6
- 6(5). Elytral interstices 2 and 4 not costate, each in low zigzag pattern; body length 4.4–6.3 mm . . . (Malaita I) *alpiniae*, n. sp.
 Elytral interstices 2 and 4 weakly costate; body length 5.25–6.5 mm . . . (New Georgia Group) *a. georgiana*, n. subsp.
- 7(4). Elytral margin dark proximal to dark discal area including apical portion; body length 4.9–6.8 mm . . . (Santa Isabel I) *a. bella*, n. subsp.
 Elytral margin entirely pale; body length 5.5–6.65 mm . . . (Florida Group, Choiseul I, Guadalcanal I) *a. marginata*, n. subsp.

***Pharangispa purpureipennis* Maulik**

Figs. 4J, 5O

Pharangispa purpureipennis Maulik, 1929, Bull. Entomol. Res. 20(2):276, figs. 1, 4 (Guadalcanal I, Ysabel I; BMNH). —Gressitt, 1957, Nova Guinea n. s. 8(2):276, figs. 21a, c (Guadalcanal I).

Material examined. SOLOMON IS: Guadalcanal I: 7, Bettikama, ix.1960 (W. W. Brandt); 1, Kiwi Ck, 2.xii.1944 (H. E. Milliron) (CASC); 1, Mt Austen, 300 m, 1.xi.1980, *Alpinia* (J. L. Gressitt); 1, Nalimbu Riv, 29 km SE of Honiara, 5.vi.1960 (C. W. O'Brien); 1, Poha, 20 m, 10 km E of Honiara, 25.ix.1964, *Heliconia* (R. Straatman); 16, Roroni, 10 m, 35 km E of Honiara, 10, 11, 18.v.1964, ginger (Straatman); 1, Tadhimboko, 0–100 m, xi.1972 (N.L.H. Krauss); 68, Tathimanhi, 15.v.1960, feeding on under surface of leaf of "karo" = native name (O'Brien); 2, Tenaru Riv, 25 m, 15.ix.1957, *Alpinia* (Gressitt); 3, Tenaru, 10–50 m, 3,14,24.v.1964, ginger (Straatman, J. Sedlacek); 3, Tenaru Ck, 10–50 m, 7.v.1964, ginger (Straatman). Some BPBM specimens deposited in ANIC, CASC, HSIC, KONE, MNHN, USNM, ZSMC.

Distribution. Solomon Islands (Guadalcanal I, Santa Isabel I).

Remarks. Specimens from the islands of Malaita and New Georgia cited in Gressitt (1960:70) are *a. alpiniae*, n. sp., and *a. georgiana*, n. subsp., respectively.

***Pharangispa heliconiae* Gressitt, new species**

Figs. 3A, 4K, 5P

MALE (holotype). Castaneous, tinged pitchy; elytron purplish, tinged castaneous; antenna pitchy reddish on segments 1–2, pitchy black on remainder. Body length 5.5 mm; breadth 2.25 mm.

Head narrower than prothorax, smooth, finely grooved medially on occiput; interantennal process low, almost flat at apex, not reaching middle of scape. *Antenna* short, almost $\frac{1}{3}$ as long as body; pedicel longer than scape; segment 3 longer than 1 + 2 or 8; relative lengths of segments (1/100ths mm): 16:20:44:18:14:12:12:38. *Prothorax* slightly longer than broad, constricted near base, convex at side just behind middle, slightly narrowed between middle and apex; disc convex, large central smooth area somewhat uneven, finely punctured on side of disc and apical $\frac{1}{4}$. *Scutellum* smooth. *Elytron* over 3 × as long as broad, strongly and regularly punctured, 2nd interstice from suture barely stronger than others; lateral margin fairly flat, narrower apically. *Venter* largely smooth and impunctate. *Legs* fairly slender, smooth.

FEMALE (allotype). Slightly darker than holotype; pronotal disc with more punctures anterolaterally, fine median line anteriorly; antenna $\frac{2}{3}$ as long as body; relative lengths of segments (1/100ths mm): 16:24:42:16:14:14:12:32. Body length 5.85 mm; breadth 2.4 mm.

PARATYPES. Pronotal disc more closely punctate in the paratype male illustrated; the others with the pronotal disc slightly to conspicuously more impunctate centrally. Body length 5.25–6.0 mm; breadth 2.15–2.45 mm.

Type data. Holotype ♂ (BPBM 14,591) and allotype ♀ (BPBM), SOLOMON IS: Santa Isabel I: Hageulu, 600–650 m, 10.ix.1964, on *Heliconia* (R. Straatman); 3 paratopotypes, same data. BPBM paratype deposited in BMNH.

Remarks. Differs from *purpureipennis* Maulik in being flatter with shorter antenna, having a much smoother pronotum, and an almost entirely purple elytron.

Pharangispa cristobala Gressitt

Figs. 4L, 5Q

Pharangispa cristobala Gressitt, 1957, Nova Guinea, n. s. 8(2):276, 278 (San Cristobal; CASC); 1960, Pac. Insects 2(1):71.

Material examined. SOLOMON IS: San Cristobal I: 3, Kira-Kira, 0–50 m, 9.xi.1964, Zingiberaceae, banana (R. Straatman); 9, Wairahu Riv, 100 m, 9–15.v.1964, *Heliconia*, ginger (J. Sedlacek); 1, same data but *Heliconia*, rattan; 3, same loc., 100–400 m, 9–15.v.1964 (Sedlacek). Malaita I: 1, Dala, 50 m, 9–14.vi.1964 (J. & M. Sedlacek). New to Malaita. Some BPBM specimens deposited in ANIC, BMNH, HSIC, KONE, MNHN, USNM, ZSMC.

Distribution. Solomon Islands (San Cristobal I, Malaita I).

Pharangispa fasciata Gressitt

Figs. 4M, 5R

Pharangispa fasciata Gressitt, 1957, Nova Guinea, n. s. 8(2):276, 278 (Bougainville; BMNH); 1960, Pac. Insects 2(1):70.

Material examined. PAPUA NEW GUINEA: North Solomon Is Prov: Bougainville I: 1, Kukugai Vill, 150 m, xi.1960 (W.W. Brandt); 1, without locality, iii.1968 Zingiberaceae [no further data].

Distribution. Papua New Guinea: Solomon Islands (Bougainville I).

Remarks. This is the only banded species that has the dark area including the elytral lateral margin.

Pharangispa alpiniae alpiniae Samuelson, **new species**

Figs. 3B, 4N, 5S

MALE (holotype). Orange-testaceous except antenna and much of elytron; antenna with scape and pedicel pitchy orange, segments 3–6 dark red-fuscous, 7–8 blackish with fine silvery pubescence; elytral dark area with bluish tinge, occupying disc from about basal $\frac{1}{2}$ to apical $\frac{1}{4}$; anterior border of dark area convex across both elytra, forming brief angular emargination at suture; posterior border of dark area oblique, longest at suture; lateral margin pale. Body length 5.4 mm; breadth 2.15 mm.

Head not quite as broad as prothorax; interantennal process short, rounded, less than $\frac{1}{2}$ as long as scape; postantennal area briefly depressed; vertex smooth. *Antenna* short, not quite $\frac{3}{10}$ as long as body; segments 7–8 moderately thickened, heavy; scape short, pyriform, pedicel longer than scape, segment 3 longest, longer than 1 + 2 or 8, 8 = 1 + 2; relative lengths of segments (1/100ths mm): 20:28:54:24:22:16:20:48. *Prothorax* slightly longer than broad; side convex along middle, briefly constricted preapically, gradually narrowed posteriorly to prebasal constriction; disc subevenly convex, prebasal area slightly impressed sublaterally; surface bearing large and small deep punctures commonly 3 × as large as interspaces, median area narrowly impunctate along finely impressed line. *Scutellum* smooth. *Elytron* about 3.75 × as long as broad; side very gradually broadened to preapex; posthumeral region weakly constricted; lateral margin broadest postbasally, gradually narrowed to apex; disc strongly and regularly punctured; puncture rows 1 + 2 and 3 + 4 paired, 2nd interstice dividing them somewhat raised, irregular, not distinctly costate. *Venter* smooth to alutaceous. *Legs* more or less smooth.

FEMALE (allotype). Similar to holotype but antennal segments more uniformly pitchy, with 7–8 not as blackish. Body length 5.8 mm; breadth 2.3 mm.

PARATYPES. Body length 4.4–6.3 mm; breadth 1.7–2.5 mm.

Type data. Holotype ♂ (BPBM 14,592) and allotype ♀ (BPBM), SOLOMON IS: Malaita I: Dala, 50 m, 8–14.vi.1964, ginger (J. & M. Sedlacek); paratopotypes: 7, same data; 8, same loc., 4.vi.1964, ginger (R. Straatman); 1, same data but on large rotan; 17, same loc., 50 m, 6–8, 9–14, 15.vi.1964 (Sedlaceks); 9, same loc., 20.vi.1964, ginger (Straatman); paratypes: 1, 12 km E of Dala, 300 m, 17.vi.1964 (J. Sedlacek); 17, Nuna Lava, 25 km NE of Dala, 200 m, 16.vi.1964 (Sedlacek); 29, same loc., [vi.1964], *Heliconia* (Straatman); 1, same data, but on *Freycinetia*; 12, Auki, 2–20 m, 21.viii.1957, *Alpinia*, #3034 (J. L. Gressitt); 1, same loc., 2–20 m, 22.ix.1957 (Gressitt); 6 (+ exuviae and pupa), same loc., 2–20 m, 2, 3.x.1957, *Alpinia* (Gressitt); 33, 3 km N of Auki, 30 m, 2.vi.1964, ginger [some without host label] (Sedlaceks); 15, same data but on coconut palm; 44, same loc., 1 m, 5.vi.1964 (Sedlaceks); 8, Tangtalau-Kwalo, 200–350 m, 24.ix.1957, *Alpinia* (Gressitt); 3, Tangtalau, 150–200 m, 200 m, 25, 26.ix.1957, *Alpinia* [some without host label] (Gressitt); 2, Auki-Tangtalau, 25–200 m, 26.ix.1957, *Alpinia* (Gressitt); 3, E of Kwalo (E of Auki), 350 m, 28, 29.ix.1957 (Gressitt); 7, Andalimu-Ngarafata (SW of Fiu Riv), 1–10 m, 19.ix.1957, *Alpinia* (Gressitt); 1, Dupi, 2.x.1957, *Alpinia* (Gressitt). Some BPBM paratypes deposited in ANIC, BMNH, CASC, HSIC, KONE, MNHN, USNM, ZSMC.

Remarks. The *alpiniae* complex is allied to *fasciata* Gressitt; all subspecies differ from *fasciata* in having the elytral dark area more extensive and the spermatheca with receptacle less constricted and more closed in outline. All of the subspecies have the spermathecal outline fairly consistent. Specimens of the nominate *alpiniae* tend to have the dark elytral marking fairly uniform, but in some the anterior pale area is deeper, occupying about the basal 1/5; the anterior border of the dark area has the sutural emargination in almost all; the posterior border is usually oblique and longest at suture, but in some it is transverse or rarely inversely oblique. In a few specimens, all the flagellar antennal segments are black, but the scape and pedicel are always much paler, usually orange-testaceous.

***Pharangispa alpiniae bella* Samuelson, new subspecies**

Figs. 3C, 4O, 5T

MALE (holotype). Orange-testaceous except antenna and most of elytron; antenna with segments 1–6 pitchy orange-fuscous, 7–8 blackish with fine silvery pubescence; elytron pale across basal 1/4, lateral margin pale to slightly behind middle, remainder blackish with blue lustre; anterior border of dark elytral area transverse; epipleuron darkened apically. Body length 5.65 mm; breadth 2.25 mm.

Head not as broad as prothorax; interantennal process rounded, about 1/2 as long as scape; occiput deeply impressed above eye. *Antenna* not quite 2/5 as long as body; scape very short and robust, pedicel over 2 × as long as scape, segment 3 = 8, 7–8 moderately thickened; relative lengths of segments (100ths mm): 16:34:44:26:18:16:18:44. *Prothorax* slightly longer than broad (60:56); side convex along middle, briefly constricted preapically, more gradually narrowed behind to prebasal constriction; disc subevenly convex, broadly and shallowly depressed posterolaterally, surface closely punctate centrally, punctures mostly 3 × as large as interspaces; preapical area with some large punctures, some about 2 × as large as central ones. *Scutellum* smooth. *Elytron* about 4.2 × as long as broad; side fairly straight, gradually broadened to preapex; posthumeral area gradually constricted; lateral margin broadest basally, gradually narrowed to apex; discal punctures more or less regular, deep, with puncture rows 1 + 2 and 3 + 4 paired, closely fitting, divided by slightly swollen interstices (2nd and 4th); puncture rows 5 + 6 also paired; transverse interspaces commonly raised, delimiting associated pairs of punctures on apical 1/2. *Venter* smooth to alutaceous. *Legs* more or less smooth.

FEMALE (allotype). Similar to holotype. Antennal segments dark fuscous, distinctly thickened as in male; relative lengths of segments (1/100ths mm): 20:36:50:24:20:17:17:41. Body length 6.0 mm; breadth 2.5 mm.

PARATYPES. Body length 4.9–6.8 mm; breadth 2.05–3.0 mm.

Type data. Holotype ♂ (BPBM 14,593) and allotype ♀ (BPBM), SOLOMON IS: Santa Isabel I: Tatamba, 0–50 m, 27.viii.1964, ginger (R. Straatman); paratopotypes: 19, same data; 1, same loc., 7/1.1963, #3323 (M. McQuillan) (HSIC); 7, same loc., 0–50 m, 28.viii.1964, Zingiberaceae “common everywhere, not *Heliconia*” (Straatman); 9, same loc., 0–50 m, 3,5,14.x.1964, pinnate small palm, rattans, fan leaf palm, Zingiberaceae, *Heliconia* (Straatman); paratypes: 3, Hageulu, 500–650 m, 2–13.ix.1964, *Pandanus* with narrow leaf (Straatman); 9, same loc., 600–650 m, 10,11.ix.1964, ginger, *Heliconia*, tall sp. of ginger [11.ix only] (Straatman); 6, Holibara, 400–600, 550 m, 21,22.viii.1964, banana, *Heliconia*, ginger (Straatman); 11, Kolotuve, 15,16.vi.1960 (C.W. O’Brien); 1, Ovi Vill, nr Tatamba, 16.ix.1964 (Straatman); 3, Sukapisu, 900 m, 19.vi.1960 (O’Brien); 4, Tanatahi Riv, 0–50 m, 4.ix.1964, ginger (Straatman); 1, Thathaje, [no date], *Alpinia* (B.C. Stone?); 3, Togilava Riv, 0–50 m, 6.ix.1964, Zingiberaceae (Straatman). Some BPBM paratypes deposited in ANIC, BMNH, CASC, HSIC, KONE, MNHN, USNM, ZSMC.

Remarks. This is the only subspecies in the *alpiniae* complex that has the entire apical area of the elytron dark.

***Pharangisa alpiniae georgiana* Samuelson, new subspecies** Figs. 3D, 4P, 5U

MALE (holotype). Orange-testaceous except antenna and most of elytron; antenna pitchy reddish fuscous, scape and pedicel slightly paler, orangish; elytron with dark area occupying most of disc from basal $\frac{1}{2}$ to apical $\frac{3}{10}$; lateral margin completely pale; dark elytral area blackish with violaceous lustre, anterior border slightly oblique, shortest at suture, posterior border transverse. Body length 5.55 mm; breadth 2.25 mm.

Head not as broad as prothorax; interantennal process rounded, almost $\frac{1}{2}$ as long as scape; postantennal area briefly impressed; vertex largely smooth. *Antenna* $\frac{3}{5}$ as long as body; scape short but more than $\frac{1}{2}$ as long as pedicel; segment 3 shorter than 7 + 8, 7–8 slightly thickened; relative lengths of segments (1/100ths mm): 16:26:50:26:20:22:22:47. *Prothorax* as broad as long; side convex along middle, briefly constricted preapically, gradually narrowed to prebasal constriction; disc subevenly convex, somewhat flattened anteriorly, slightly and broadly impressed posterolaterally, discal punctures large and deep centrally, commonly 3 × as large as interspaces, some punctures larger anteriorly. *Scutellum* smooth. *Elytron* about 3.85 × as long as broad; side rather straight, gradually broadened to preapex; posthumerus gently constricted postbasally; lateral margin broadest basally, continued slightly narrower to preapex, narrowed to apex; disc strongly and deeply punctured, puncture rows 1 + 2 and 3 + 4 paired, 2nd interstice slightly swollen, weakly costate; 4th interstice also somewhat costate. *Venter* and *legs* mostly smooth.

FEMALE (allotype). Pale areas more yellowish than orangish; elytron with dark area more jagged on anterior border, oblique (shortest at suture) on posterior border; pale elytral base slightly shorter than in holotype. Relative lengths of antennal segments (1/100ths mm): 20:26:48:24:20:18:18:43. Body length 5.7 mm; breadth 2.25 mm.

PARATYPES. Body length 5.25–6.5 mm; breadth 2.25–2.7 mm.

Type data. Holotype ♂ (BPBM 14,594) and allotype ♀ (BPBM), SOLOMON IS: New Georgia Group: New Georgia I: Munda, 1–30 m, 19.viii.1959, ginger (J. L. Gressitt); paratopotypes: 4, same data; 19, same loc., 1–30 m, 15, 20.vii.1959, ginger, [1 labelled #3516] (Gressitt); paratypes: Kolombangara I: 9 [without loc.], 0–40 m, 30 m, 1–1,000 m, 23.i–13.ii.1964, *Heliconia* [some without host label] (P. Shanahan); 8, Irii, 2 m, 100–250 m, 29.vi.1964, 1.vii.1964, palm, *Pandanus* (J. & M. Sedlacek). Some BPBM paratypes deposited in ANIC, BMNH, CASC, HSIC, KONE, MNHN, USNM, ZSMC.

Remarks. Similar to nominate *alpiniae*, n. sp., in having the preapical area of the elytron

pale, but it differs by having the elytral interstices more swollen and the apex of aedeagus more angulate. The elytral dark area varies slightly in the anterior and posterior margins; either may be transverse or oblique.

***Pharangispa alpiniae marginata* Samuelson, new subspecies** Figs. 3E, 4Q, 5V

MALE (holotype). Orange-testaceous except antenna and most of elytron; antenna with segments 1–6 slightly darker pitchy orange, 7–8 dark fuscous with silvery pubescence; elytron pale on basal $\frac{1}{4}$, remainder, except lateral margin, blackish with bluish lustre; dark elytral area truncate on anterior border, lateral margin entirely pale. Body length 6.55 mm; breadth 2.65 mm.

Head narrower than prothorax; interantennal process rounded, about $\frac{1}{2}$ as long as scape; postantennal area deeply impressed each side; vertex mostly smooth. *Antenna* nearly $\frac{2}{5}$ as long as body; scape short, about $\frac{1}{2}$ as long as pedicel; segment 3 = 4 + 5, 7–8 moderately thickened; relative lengths of segments (1/100ths mm): 21:38:56:30:26:20:22:46. *Prothorax* slightly longer than broad (67:64); side convex along middle, briefly constricted preapically, more gradually narrowed to prebasal constriction; disc subevenly convex, shallowly impressed posterolaterally; discal punctures close, deep, commonly 3 × as large as interspaces; anterior punctures somewhat larger than central ones. *Scutellum* smooth. *Elytron* about 3.8 × as long as broad; side rather straight, gradually broadened to preapex; posthumeral area gradually constricted; lateral margin broadest basally, gradually narrowed to apex; disc strongly and regularly punctured; puncture rows 1 + 2 and 3 + 4 paired, 2nd interstice slightly swollen and weakly costate. *Venter* and *legs* mostly smooth.

FEMALE (allotype). Similar to holotype, antenna slightly darker, segments 7–8 not as thickened. Relative lengths of antennal segments (1/100ths mm): 18:30:49:26:23:22:18:43. Body length 5.9 mm; breadth 2.5 mm.

PARATYPES. Body length 5.5–6.65 mm; breadth 2.3–2.8 mm.

Type data. Holotype ♂ (BPBM 14,595), SOLOMON IS: Florida Group: Nggela I: Haleta, 100 m, 13.x.1964, *Heliconia* (R. Straatman); allotype ♀ (BPBM), Choiseul I: Kitipi Riv, 80 m, 17.iii.1964, *Heliconia* (P. Shanahan); paratopotypes, Nggela I: 5, same data as holotype; 13, same loc., 0–50 m, 0–300 m, 2–3, 4.x.1964, ginger, *Heliconia*, banana (Straatman); 6, same loc., 0–50 m, 0–100 m, 200–250 m, 6,7,10,15.x.1964, [1 labelled *Heliconia*] (Straatman); paratypes: Small Nggela I: 6, Hanavaivine, 15.ix.1960, feeding on “karo” [= native name] (C. W. O’Brien); 1, Dende, 17.ix.1960 (O’Brien); Choiseul I: 9, Malangona, 100 m, 20.iii.1964, *Heliconia* (Shanahan); 6, same loc., 20 m, 30 m, 22,23.iii.1964, *Heliconia* (Shanahan); Guadalcanal I: 1, Lunga Riv (bridge), 4.ix.1960 (O’Brien). Some BPBM paratypes deposited in ANIC, BMNH, CASC, HSIC, KONE, MNHN, USNM, ZSMC.

Remarks. Similar to *a. bella*, n. subsp., in having the preapical area of the elytron dark and the apex of the aedeagus angulate; it differs from *a. bella* by having the elytral margin completely pale to the apex, and by having the elytral interstices slightly less prominent. The pale elytral margin is distinct for its entire length in most specimens; several have the preapical region stained with fuscous; 1 specimen has the margin completely dark apically.

Checklist of Papuan Coelaenomenoderini

Cyperispa Gressitt

hypolytri Gressitt

scleriae scleriae Gressitt

scleriae malaitensis Gressitt

scleriae gelae Gressitt, n. subsp.

thoracostachyi thoracostachyi Gressitt

thoracostachyi kolombangara Gressitt, n. subsp.

lungae Gressitt, n. sp.

palmanum Gressitt, n. sp.

- Heterhachispa* Gressitt
kurandae Gressitt
- Enischnispa* Gressitt
calamivora calamivora Gressitt
calamivora papuana Samuelson, n. subsp.
daemonoropa Gressitt
rattana Gressitt
palmicola Gressitt
calamella Gressitt, n. sp.
- Bulolisp*a Gressitt & Samuelson, n. gen.
bimaculata Gressitt, n. sp.
sublineata Samuelson, n. sp.
- Pharangispa* Gressitt
purpureipennis Maulik
heliconiae Gressitt, n. sp.
cristobala Gressitt
fasciata Gressitt
alpiniae alpiniae Samuelson, n. sp.
alpiniae bella Samuelson, n. subsp.
alpiniae georgiana Samuelson, n. subsp.
alpiniae marginata Samuelson, n. subsp.

ACKNOWLEDGMENTS

Continued studies on Papuan Hispinae were made possible through a special grant to the J. Linsley Gressitt Center for Research in Entomology at Bishop Museum for support of the Coleoptera collection by Charles K. Bock and Felicia G. Bock of Berkeley; E. Gorton Linsley and the late Juanita M. Linsley of Berkeley; Ellyn G. Brown of Anchorage; Carolyn Gressitt-Freyermuth of Las Cruces; Rebecca G. Lau of Haiku, Maui; and Sylvia G. Jones of Los Angeles. Michelle Chun and Arthur Kodani prepared the illustrations. T. N. Seeno, California Department of Food & Agriculture, Sacramento, and Edward U. Balsbaugh, Jr., North Dakota State University, Fargo, kindly reviewed the manuscript and provided valuable suggestions.

REFERENCES

- Gressitt, J. L.** 1957. Hispine beetles from the South Pacific (Coleoptera: Chrysomelidae). *Nova Guinea*, n. s. 8(2):205-324.
- . 1960. Papuan-West Polynesian hispine beetles (Chrysomelidae). *Pac. Insects* 2:1-90.
- . 1963. Hispine beetles (Chrysomelidae) from New Guinea. *Pac. Insects* 5:591-714.
- Weise, J.** 1911. Fam. Chrysomelidae, Subfam. Hispinae. *Genera Insectorum* 125, 124 p.
- Würmli, M.** 1975. Gattungsmonographie der Altweltlichen Hispinen (Coleoptera: Chrysomelidae: Hispinae). *Entomol. Arb. Mus. Frey* 26:1-83.