

FURTHER NEW SPECIES AND OTHER RECORDS OF
MARQUESAN COLEOPTERA*

By

K. G. BLAIR

BRITISH MUSEUM (NATURAL HISTORY)

Since the completion of my previous report¹ in which I described some new varieties of *Cyphogastra bedoci* Théry, a buprestid peculiar to the Marquesas and apparently showing a strong tendency to the formation of insular races, and a new cisid and cantharid collected in the Marquesas, I have received further material of Heteromera (Tenebrionidae, Oedemeridae, and Xylophilidae) and Serricornia (Cleridae, Anobiidae, Bostrichidae, Lyctidae, Cisidae, and Buprestidae).

The types of new species are in Bernice P. Bishop Museum, Honolulu, with paratypes in the British Museum (Natural History).

FAMILY TENEBRIONIDAE

Palorus austrinus Champion.

Hivaoa: Atuona, May 12, 1929, in rice, 5 examples, Mumford and Adamson.

Described from northwest Australia, it occurs also in Queensland and New South Wales, in Samoa, the Gilbert Islands, Damma Island, and India, Dehra Dun. Evidently transported by commerce. This species has not been hitherto recorded from the Marquesas.

Palorus cerylonoides Pascoe.

Tahuata: Hanamiai Valley, altitude 300 feet, May 30, 1930, 1 example, LeBronnec and H. Tauraa.

Occurs in New Guinea, India, Burma, Japan, and Fiji. Not previously recorded from the Marquesas.

Alphitobius laevigatus Fabricius.

Eiao: above Vaituha, altitude 1200 feet, October 2, 1929, under stones, 5 examples, Adamson; altitude 1500 feet, April 21 and 23, 1931, under bark of *Pisonia* species and *Thespesia populnea*, 2 examples, LeBronnec and H. Tauraa.

Uahuka: Teuaua Islet, September 21, 1929, from Pacific sooty tern (*Sterna fuscata, oahuensis*), 3 examples, Adamson.

¹ Blair, K. G., New species and varieties of Coleoptera from the Marquesas Islands: B. P. Bishop Mus., Bull. 98, pp. 241-244, 1932.

* Pacific Entomological Survey Publication 7, article 23. Issued July 10, 1934.

Upou: Hakahetau, December 17, 1929, in horse dung, 6 examples, Whitten.

Also collected in the Society Islands by the Pacific Entomological Survey.

A cosmopolitan species, carried everywhere by commerce; evidently capable of occupying a variety of situations and often occurring as a warehouse pest.

FAMILY OEDEMERIDAE

Sessinia livida Fabricius.

Nukuhiva: Taiohae, sea level, August 4, 1931, at light, 1 example, LeBronnec and H. Tauraa.

A widely spread oceanic species, occurring also in Fiji and Tonga, Samoa, Ellice, Funafuti, and Henderson islands. Collected by the Survey on Tahiti and Moorea in the Society Islands.

Ananca bicolor Fairmaire.

Nukuhiva: Taiohae, sea level, June 4 and August 4, 1931, at light, 5 examples, LeBronnec and H. Tauraa.

Tahuata: Tehue Valley, altitude 650 feet, May 27, 1930, 1 example; Vaitahu Valley, seashore, June 18, 1930, 1 example; LeBronnec and H. Tauraa.

Eiao: Vaituha, September 29 and October 2, 1929, at light, 3 examples, Adamson.

Of similar distribution to *Sessinia livida*, though apparently not recorded from Fiji but occurring also in the New Hebrides. Collected by the Survey on Moorea, Society Islands.

Ananca decolor Fairmaire.

Nukuhiva: Taiohae, sea level, June 4, 1931, at light, 1 example, LeBronnec and H. Tauraa.

Tahuata: Vaitahu Valley, seashore, August 13, 1920, 1 example, LeBronnec and H. Tauraa.

Eiao: Vaituha, October 2, 1929, at light, 4 examples, Adamson.

Also of wide oceanic distribution.

It is noteworthy that of all the above, both sexes come to light and the females are taken in much greater numbers than the males.

FAMILY XYLOPHILIDAE

Xylophilus marquesanus, new species (fig. 1).

Small, brown, elytra with darker spots. Head much wider than thorax, almost as wide as elytra at base; eyes large and coarsely granulate, separated in front by a distance about equal to the length of the basal joint of the antennae. Antennae long and stout, extending much beyond base of elytra, joints 2 and 3 very small, subequal, together

about as long as and half the width of 4, which is subquadrate, 4 to 10 of equal thickness and almost equal in length. Elytra about twice as long as wide, rather strongly and evenly punctate, each puncture with a subdecumbent hair, intervals between punctures clothed with a dense short decumbent sericeous pubescence. The dark markings take the form of an oblique spot near the suture just beyond the middle, together almost forming a circle with the anterior median sextant wanting, and another oblique spot lateral to this, with further indistinct markings towards base and apex. Legs moderately slender, with hind femora strongly incrassate. Length 1.5 mm.

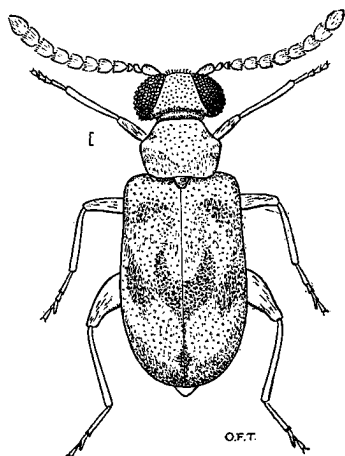


FIGURE 1.—*Xylophilus marquesanus*, new species.

Fatuhiva: Uia [Ouia] Valley, near sea level, September 2, 1930, on *Sida* species, 1 male, LeBronnec. Type in Bernice P. Bishop Museum.

Resembles *X. fijianus* Champion in form and to a great extent in color, but differs in antennal structure, in the simple anterior tarsi and the thickened posterior femora. Still more closely resembles *X. bigeminatus* Champion from Siam and Ceylon, but the latter is larger, with the eyes proportionately smaller and the antennae less thickened; these differences might be wholly or in part due to difference in sex and the Marquesan species ultimately prove to be identical with that from Siam, but in view of the wide difference in locality I prefer to consider it provisionally as new.

FAMILY CLERIDAE

Cylidrus cyaneus Fabricius.

Tahuata: Hanamiai Valley, altitude 500 feet, May 30, 1930, under dead bark, 1 specimen, LeBronnec and H. Tauraa.

Known from New Caledonia, Loyalty, Samoa, and Society Islands.

Predacious upon the bostrichid *Xylothrips religiosus* Boisduval.

Necrobia rufipes DeGeer.

Tahuata: Vaitahu Valley, seashore, June 18, 1930, 1 specimen, LeBronnec and H. Tauraa.

Eiao: altitude 1500 feet, April 23, 1931, from dead wood of *Pisonia* species, 1 specimen.

Well-known as the "copra beetle," and carried everywhere by commerce. Also collected by the Survey in the Society Islands.

FAMILY ANOBIIDAE

Genus DORCATOMIELLA, new genus

Form short, contracted, clothed with dense depressed pubescence. Head deflexed until, when fully contracted, the jaws touch the metasternum; not excavated beneath for reception of the antennae; eyes entire; antennae 11-jointed, first joint very large, second also large, third to eighth very small, fifth and seventh slightly expanded on inner side, ninth to eleventh enlarged, together as long as the rest of the antenna. Prothorax convex above, lateral margins sharp throughout, coxae widely separate, allowing the antennae to pass between them into a cavity behind them, between them and the metasternum; intercoxal plate not produced behind; metasternum with anterior excavations for reception of the folded middle legs, also sulcate medially with a large elongate fovea near its anterior edge; anterior intercoxal lobe blunt, not produced; posterior coxae transverse, partly receiving the femora, widely separated; elytra nonstriate, finely and closely punctate. Abdomen of 5 visible segments, all sutures complete and straight in the middle, first segment not very much shorter than the rest, extending well behind margin of coxal cavity, intercoxal process broad and not separated off from the rest of the segment; elytra finely, closely and evenly punctate and pubescent, without discal or marginal striae. Genotype, *D. sericeovariegata*, new species.

Allied to *Dorcatoma* and *Caenocara* but differing from both in the 11-jointed antennae, in the intercoxal process of the metasternum not being expanded in front, the first abdominal segment being entire and broadly exposed behind the coxal cavities, and in the completely nonstriate elytra. From *Lasioderma*, to which it bears a strong superficial resemblance, it differs more widely in antennal and sternal structure. Both *Theca* Mulsant and Rey and *Metadorcatoma* Scott have similar 11-jointed antennae but have striate elytra and different undersides. The Hawaiian genus *Mirosternus* Sharp is also closely allied but has the deep sulci on the metasternum for the reception of the tarsi free, whereas in the present genus the tarsi though sunk are curved round the base of the coxa; *Mirosternus* also has a characteristic elevated plate on the middle of the first abdominal segment.

Dorcatomiella sericeovariegata, new species (fig. 2).

Dark castaneous brown, pubescence golden depressed, lying in various directions and so giving a marbled appearance. The most regular feature of this is formed by six lines of backwardly directed pubescence in the outer half of the elytra, but on the sutural half and posterior third these become confused. Length 2.5 mm.

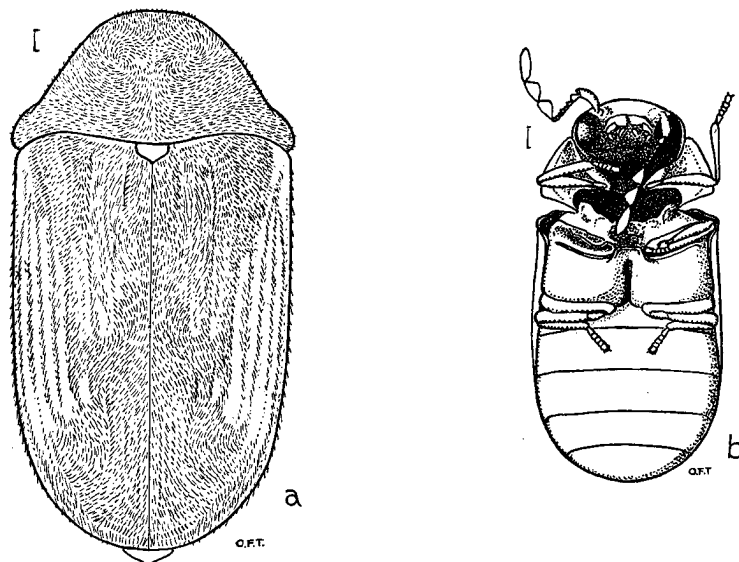


FIGURE 2.—*Dorcatomiella sericeovariegata*, new genus, new species: *a*, top view; *b*, ventral view (middle leg on left removed to show cavity for its reception).

Nukuhiva: Ooumu, altitude 3700 feet, shrub f. no. 592, 1 example, Mumford and Adamson.

Numerous examples were also collected by the survey on Tahiti: Faaa, altitude 300 meters, November 7, 1928, beaten from *Inocarpus edulis*, Adamson.

The specimen from Nukuhiva differs a little from the Tahitian typical series in the pubescence being shorter and more evenly directed, not forming the more or less distinct lines on the elytra mentioned above.

FAMILY BOSTRICHIDAE

Xylothrips religiosus Boisduval.

Tahuata: Vaitahu Valley, seashore, June 18, 1930, 1 example, LeBronnec and H. Tauraa.

Of wide oceanic distribution, ranging from New Guinea and the northern part of Australia to the Austral Islands and Hawaii.

A wood borer in *Artocarpus incisa* and *Hibiscus tiliaceus*.

Tetrapriocera oceanina Lesne.

Eiao: Vaituha, October 3, 1929, at light, 1 example, Adamson.
Known only from the Marquesas.

Dinoderus minutus Fabricius.

Hivaoa: Atuona, May 12, 1929, in bamboo, 16 examples; Mataovau, altitude 370 feet, June 5, 1929, 1 example; Mumford and Adamson.

A common pest of bamboo throughout the warmer parts of the world. Not recorded hitherto from the Marquesas. Collected by the Survey in Tahiti.



FIGURE 3.—*Cis marquesanus* Blair, head and thorax from side.

FAMILY LYCTIDAE

Lyctus brunneus Stephens.

Eiao, Vaituha, October 2, 1929, at light, 2 specimens, LeBronnec and H. Tauraa.

This destructive borer, commonly known as the "powder-post beetle," has been recorded from New Caledonia, Woodlark, Samoa, and the Society Islands.

FAMILY CISIDAE

Cis collenettei Blair.

Uapou: Hakahetau Valley, altitude about 1000 feet, January 1930, at light and in dead wood, 5 examples, R. R. Whitten. Also collected by the Survey on Tahiti and Moorea.

The species was described from a single example from Hivaoa. The color varies from brownish testaceous to almost black. The male is distinguished by a large round patch of dense pile on the first abdominal segment.

Cis cheesmanae Blair.

Hivaoa: Aimoa, altitude 1515 feet, September 12, 1929, in bracket fungus, 1 example; under dead bark of *Pandanus* species, 1 example, Mumford and Adamson.

Cis marquesanus Blair (fig. 3).

Hivaoa: Aimoa, altitude 1515 feet, September 12, 1929, in bracket fungus, 4 examples; under dead bark of *Pandanus* species, 3 examples, Mumford and Adamson. Also collected by the Survey in Tahiti.

Cis furcicollis, new species (fig. 4).

Castaneous, apparently glabrous, moderately nitid. Head slightly projecting. In male the clypeus truncate with the angles obtuse but sharply cut and broadly upturned; in female the front margin swollen, as though marking the limit of its retractibility into prothorax. Thorax with sides rather strongly rounded, the borders almost concealed from above, anterior margin produced, in male forming two triangular upturned teeth, in female broadly rounded and hoodlike; puncturation moderately strong and even, becoming finer in front and in the female the interspaces duller. Elytra subparallel, nitid and glabrous, moderately strongly but somewhat unevenly punctate with traces of linear arrangement. Length 1.5 mm.

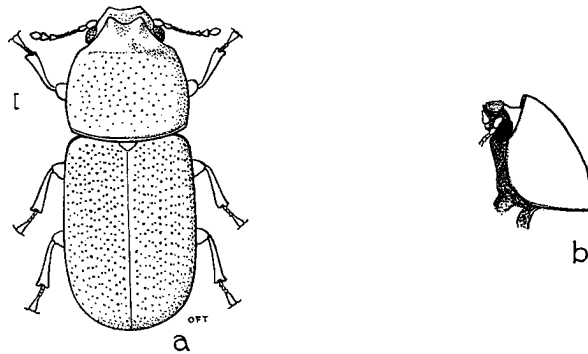


FIGURE 4.—*Cis furcicollis*, new species: a, male; b, female, head and thorax from side.

Hivaoa: Kopaafaa, about 2800 feet, on *Crossostyles biflora*, 1 male, 1 female.

The armature of the male recalls that of the European *C. quadridens* Mellié and *C. bilamellatus* Wood, but these are both distinctly pubescent, with different sculpture.

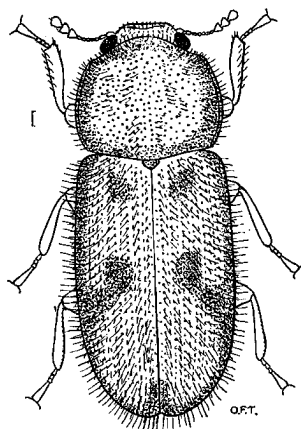
Cis bisetosus, new species (fig. 5).

Whitish stramineous with fuscous clouding along sides of thorax and elytra and a pair of spots obliquely placed near middle of each of the latter, strongly punctate with long erect black hairs intermingled with shorter golden hairs. Head deflexed with front border narrowly raised. Thorax transverse, feebly convex on disc, the sides rounded, visible from above, anterior margin scarcely produced; disc strongly and evenly punctate, the erect black hairs near the sides, the pubescence of the disc being shorter, golden in color and somewhat decumbent. Elytra subdepressed on dorsum, strongly and evenly punctate without obvious linear arrangement though the pubescence shows lines of long erect black hairs alternating with shorter more sloping golden hairs. Under side whitish with golden pubescence, legs testaceous. First abdominal segment with median tubercle (male). Length 2 mm.

Fatuhiva: Vaikoao, Omoa [Oomoa] Valley, altitude 1600 feet, August 29, 1930, beaten from *Metrosideros collina*, 1 example, LeBronnec.

Key to Marquesan Species

1. Pubescence short or absent.....2
 Pubescence long, of two kinds, erect black hairs intermingled with sloping golden hairs.....*Cis bisetosus*, new species
2. Head deflexed with frons exposed and convex.....3
 Head sloping, covered to between eyes by prothorax.....5
3. Size large (nearly 3 mm.) ; little sexual dimorphism.....*Cis collenettei* Blair
 Size smaller (1.5 mm. or less).....4
4. Short, brown, shining; thorax transverse; male with triangular lobe each side of clypeus.....*Cis cheesmanae* Blair
 Black, more elongate, thorax as long as wide, duller than elytra.....*Cis adamsoni* Blair
5. Anterior margin of prothorax simple in male; lateral and anterior margins seen from the side, plainly distinct (fig. 3).....*Cis marquesanus* Blair
 Anterior margin of thorax bidentate in male; lateral and anterior margins in female almost continuous (fig. 4, a, b).....*Cis furcicollis*, new species

FIGURE 5.—*Cis bisetosus*, new species.

FAMILY BUPRESTIDAE

***Pleiona tayauti* Guérin.**

Pleiona tayauti, Guérin-Méneville, Rev. Zool., p. 7, 1847 (*Chrysodema*).
 Kerremans, Mon. Buprest. 4, p. 159, pl. 25, fig. 1, 1909.

Hivaoa: altitude 450 feet, April 27, 1933, beaten from *Boehmeria* species,
 23 males, 12 females, LeBronnec.

Has the general appearance of *Cyphogastra bedoci* Théry, especially of the duller form, *obscura* Blair, from Fatuhiva; from this, however, it differs in having the antennae black, the tarsi, except for the inferior lobes, dark metallic, the thorax more transverse and more trapeziform, and the elytra more evenly rounded to apex, with the apical teeth more numerous and more even in size, the sutural tooth scarcely larger or more prominent than its

neighbors. The structure of the under side is also different; in *Cyphogastra* the greatest thickness is at the posterior edge of the first abdominal segment, whence it falls away in an almost straight line to the anterior edge of the prosternum, with the mesosternum not raised above the level of the intermediate coxae. In *Pleiona* Deyrolle² the greatest thickness is at the mesosternum, which projects above the intermediate coxae, and abdomen and metasternum in lateral view form a continuous curve.

The present series shows much more range in color than is suggested by the description. Some specimens are, as described, of a brilliant green with the extremities reddish metallic, but frequently the thorax is more brassy and the elytra greenish bronze, with the apex coppery; but all intermediate stages are to be found in the series.

The rediscovery of this species of which the precise habitat had not been previously stated and which had not appeared in any of the collections recently made in the Marquesas is most interesting.

² Soc. Ent. Belge, Ann., vol. 7, p. 12, 1864.