

---

---

## Report of 12 new plant records on Kauaʻi

JACKSON JABLONSKI 

*Kauaʻi Invasive Species Committee, Pacific Cooperative Studies Unit, University of Hawaiʻi, 7370  
Kuamoʻo Road, #K, Kapaʻa, Hawaiʻi 96746, USA; email: jcjab@hawaii.edu*

This paper reports on 12 plants discovered naturalizing or showing early signs of naturalization on Kauaʻi. All observations are from nursery and ground surveys during 2023 and 2024. All vouchers cited below are stored at the National Tropical Botanical Garden Botanical Herbarium (PTBG), except as otherwise noted.

### Amaranthaceae

#### *Atriplex muelleri* Benth.

#### New island record

In April 2024 an observation was uploaded on iNaturalist by user aburke (observation #209215398) near the Mānā Plains Forest Reserve, West Kauaʻi. In May 2024 the location was visited for documentation. Approximately 100–1,000 individuals over a 100+ m<sup>2</sup> area were discovered naturalized on the sandy, compacted soils on the berm of an artificial wetland (elevation 3 m). Three mature specimens were collected for identification and herbarium voucher records. The species was identified as *Atriplex muelleri* using the key to naturalized *Atriplex* species in Hawaiʻi found in Imada & Kennedy (2019). Associated species included *A. suberecta* and *A. semibaccata*. *Atriplex* is represented throughout the archipelago by *A. canescens*, *A. eardleyae*, *A. lentiformis*, *A. maximowicziana*, *A. muelleri*, *A. semibaccata*, and *A. suberecta*. Previous collections of *Atriplex* on Kauaʻi include *A. suberecta* (*T. Flynn* 2141, PTBG) and *A. semibaccata* (*D. Lorence* 5240, PTBG), both collected in 1987. Previous reports of naturalization have been documented on Oahu, Lanai, and Maui, with questionable status on Molokai and Hawaiʻi (Imada *et al.* 2025). *Atriplex muelleri* is differentiated by its swollen, rounded bracteoles, the apex with teeth relatively equal in length; and obtuse leaf apices. The following description was taken from the *Flora of South Australia* (Wilson & Chinnock 2013):

Spreading to erect herb branching from the base, to 30 cm high; leaves thin, broadly obovoid, apex rounded, base cuneate and passing into a petiole half the length of the lamina, in all 15–30 mm long, margin undulate to sinuately lobed, upper surface glabrescent, lower surface scaly. Male flowers clustered in terminal axils; female flowers in scattered axillary clusters. Fruiting bracteoles sessile or almost so, bluntly deltoid to circular, swollen, hard, smooth, c. 3 mm long and wide at the apex, connate except at the rounded apex, valves herbaceous, forming a narrow denticulate margin around the apex of the bracteole; appendages absent; seed circular, radicle lateral, erect.

*Material examined.* **KAUAʻI:** Waimea Distr., Mānā Plains Forest Reserve, along irrigation ditch, disturbed south and west dry lowlands, 2–4 m, 17 Apr 2024, *J. Jablonski 109* (PTBG, BISH).



**Figure 1.** *Atriplex muelleri*. **A**, mature plant growing at Mānā Plains Forest Reserve. **B**, leaves of mature plant. **C**, inflorescence of mature plant.


## Elaeocarpaceae

### *Elaeocarpus angustifolius* Blume

### Questionable new island record

In August 2024 a single tree of *Elaeocarpus angustifolius* was observed growing a few feet from Hulemalu Road in Līhu'e during a roadside survey (elevation 55 m). The species was identified using the *Flora of China* (Tang & Phengklai 2007). The introduction of *Elaeocarpus angustifolius* on Kaua'i is claimed by the Hindu Monastery on Kuamo'o Road in 1984 (Himalayan Academy 2018). Mature individuals of *Elaeocarpus angustifolius* have been observed growing near Uhau'iole Stream past the end of Kuamo'o Road (pers. observ. 2024). Previous reports of naturalization have been documented on Oahu and Hawai'i (Imada *et al.* 2025). The following description was taken from Tang and Phengklai (2007):

Trees to 30 m tall, to 1.7 m d.b.h. Branches brown-gray; branchlets yellowish brown villous. Petiole 1–1.5 cm, villous, glabrescent; leaf blade obovate-oblong to oblong-lanceolate, 9–14 × 3–4.5 cm, papery or membranous, both surfaces villous when young, glabrescent when mature, lateral veins 10–13 per side, slightly prominent abaxially, impressed adaxially, base broadly cuneate, margin serrate, apex acute or obtuse. Racemes in axils of current and fallen leaves, 2–4 cm; peduncles villous. Pedicel ca. 5 mm. Sepals 5, lanceolate, ca. 5 × 1.5 mm, both surfaces villous. Petals 5, ca. as long as sepals, lacinate to 1/2 their length, lower 1/2 villous. Stamens 25; anthers setose at apices. Ovary 5-loculed, densely tomentose; style ca. 5 mm. Drupe globose, 1.7–2 cm in diam., 5-loculed. Seed 1 per locule; endocarp hard, rugulose.



**Figure 2.** *Elaeocarpus angustifolius*. A, individual growing along Hulemalu Road in Līhu‘e. B, leaves of mature plant. C, fallen drupes and leaves below mature plant.


*Material examined.* KAUA‘I: Līhu‘e Distr., roadside plant, disturbed lowlands, 45–55 m, 21 Aug 2024, J. Jablonski 89 (PTBG).

## Ericaceae

### *Vaccinium* cf. *corymbosum* L.

### New questionable naturalization

On 10 March 2024, an observation was uploaded on iNaturalist by user susanfawcett (observation #202015622) of a unique *Vaccinium* species growing along Pihea Trail. On 18 March, the location was visited and the plant collected. Only one immature individual was found growing a meter from the trail sprawling over nearby plants (elevation ca. 1,150 m). One specimen was collected for identification and herbarium voucher records. Precise identification is difficult as the plant was lacking reproductive structures at the time of collection. Two notable characteristics of this specimen make it distinct from *Vaccinium* species represented in the local flora: entire leaf margins and a sprawling habit clambering over nearby plants. Two *Vaccinium* species are known to be in cultivation or grown commercially in Hawai‘i, *V. corymbosum* L. and *V. ovatum* Pursh. The specimen collected most closely represents *V. corymbosum*, which has been documented invading drained bogs with mild climates in northern Germany (Schepker & Kowarik 1998). The following description was taken from *Flora of North America* (Vander Kloet (2009):



**Figure 3.** *Vaccinium* cf. *corymbosum*. **A**, leaves. **B**, sprawling plant growing along Pihea Trail. **C**, new shoots. **D**, underside of leaves with stipule.

Plants erect, not colonial, sometimes suckering, 10–50 dm; twigs green, angular to terete, usually hairy in lines. Leaves usually deciduous; blade dark green, ovate to narrowly elliptic, 15–70 × 10–25 mm, subcoriaceous, margins sharply serrate or entire, surfaces glabrous or hairy abaxially. Flowers: calyx green, glabrous; corolla white to pink, ± cylindric, 5–12 mm; filaments usually ciliate. Berries dull black to blue, glaucous, 4–12 mm diam., glabrous. Seeds 10–20(–25), ca. 1.2 mm.


*Material examined.* **KAUAI:** Hanalei Distr., Pihea Trail, single plant growing a meter off main trail, 1,100–1,200 m, 18 Mar 2024, *J. Jablonski 103* (PTBG).

**Euphorbiaceae*****Acalypha arvensis* Poepp.****New state record**

In March 2024 a single individual was discovered naturalizing during a nursery survey. In May 2024 the location was revisited and three more individuals over a 25+ m<sup>2</sup> area were discovered. The plants were observed on a gentle slope embankment of a water retention pond. Plants were collected for identification and herbarium voucher records. The species was identified as *Acalypha arvensis* using the key to *Acalypha* in *Flora of North America* (Levin 2016). The following description was taken from Levin (2016):

Herbs, annual, 2–8 dm, monoecious. Stems erect to ascending, short-pubescent and densely [sparsely] hirsute. Leaves: petiole 0.5–4 cm, not stipitate-glandular; blade rhombic-ovate to rhombic-lanceolate, 2–9(–12) × 1.2–5(–6.5) cm, base cuneate to rounded, margins serrate, apex obtuse to acute. Inflorescences unisexual or bisexual, axillary; staminate peduncle 0.3–2.5 cm, not stipitate-glandular, fertile portion 1.5–3[–6] cm; pistillate peduncle 0.4–3 cm, not stipitate-glandular, fertile portion 2.5–4[–8] × 1–2 cm; bisexual similar to pistillate, with staminate portion 0.4–0.7 cm; allomorphic pistillate flowers common, terminal on pistillate and bisexual inflorescences. Pistillate bracts (normal flowers) very densely crowded (inflorescence axis not visible between bracts), 6–12 × 4–6 mm, abaxial surface long-hirsute (hairs to 2 mm) and stipitate-glandular; lobes 3–7, proximally deltate with linear tips, 1/2–2/3 bract length, smooth; of allomorphic flowers absent. Pedicels of allomorphic flowers rudimentary if borne above staminate flowers or 10–18 mm if borne above normal pistillate flowers. Pistillate flowers: pistil 3-carpellate (normal flowers), (1–)2-carpellate (allomorphic flowers); styles multifid or lacinate. Capsules smooth, hispidulous; allomorphic fruits ovoid, 1.5–1.6 × 1.2–1.3 mm, muricate, sparsely to densely puberulent. Seeds 1.1–1.5 mm, minutely pitted.

*Material examined.* **KAUAI:** Lihū'e Distr., plant nursery off Kaumuali'i Hwy west of Puhi, weed growing on slope of water retention pond, disturbed wet lowlands, 75–100 m, 14 Mar 2024, *J. Jablonski 100* (PTBG, BISH).



**Figure 4.** *Acalypha arvensis*. **A**, individual growing in weedy area behind nursery off Kaumuali'i Highway. **B**, inflorescence.



**Figure 5.** *Juncus prismatocarpus* subsp. *prismatocarpus*. **A**, mature individual with inflorescence. **B**, habitat of plant growing along stream bed. **C**, top-down view of mature plant.


**Juncaceae**

***Juncus prismatocarpus* R.Br.**

subsp. *prismatocarpus*

**New island record**

In September 2024 a single patch was discovered during a survey in Kōke'e. The species was observed growing in a streambed ca. 50 m from the Alaka'i Swamp Trail. Plants were collected for identification and herbarium voucher records. Previous reports of



**Figure 6.** *Juncus prismatocarpus* subsp. *prismatocarpus*. **A**, narrowly prismatic seed capsules. **B**, waxy yellow to brown seeds. **C**, sporadic septa along the leaf blade. **D**, seeds with regularly

naturalization have been documented on Oahu, Molokai, Maui, and Hawai'i (Imada *et al.* 2025). The species was identified as *Juncus prismatocarpus* using the key to *Juncus* in *Flora of China* (Wu & Clemants (2000)). The species is similar in form to *Juncus ensifolius* and *J. acuminatus*, both species presently naturalized in the archipelago, but differs in having tufted stems and compressed leaf apices. The following description was taken from Wu & Clemants (2000):

Plants perennial, tufted, (8–)10–65 cm tall. Stems erect or ascending, terete or compressed, 0.7–3 mm in diam. Basal leaves few, cauline leaves 2–4; leaf sheath auricles obtuse, short; leaf blade linear, terete to compressed, 10–25 cm × (1–)2–4 mm, distinctly and perfectly to incompletely septate, apex obtuse, acute, or acuminate. Inflorescences terminal, sparingly or much branched; involucre bract leaflike, shorter than inflorescence; heads 5–10(–30), globose to hemispheric, 7–10 mm in diam., (3–)8–15(–20)-flowered; bracts 2–2.5 mm, broadly ovate to ovate-lanceolate, thinly membranous. Perianth segments narrowly lanceolate to linear-lanceolate, 3.5–4 mm, subequal, veins longitudinal, apex acute. Stamens 3, inserted opposite outer perianth segments; filaments 1.2–1.4 mm; anthers 0.9–1 mm. Stigmas very long, often recurved or sinuous. Capsule narrowly prismatic, 3.8–4.5 mm; angles prominent, acute; placentas not or only slightly intruded, hence fruit 1-loculed. Seeds wax yellow, oblong, 0.6–0.8 mm, regularly longitudinally ribbed; transverse veins faint, remote.

*Material examined.* **KAUAI:** Waimea Distr., remote off-trail area on the Alaka'i Swamp Trail, small patch growing within a stream bed, mostly intact native forest, 1,130–1,140 m, 4 Sep 2024, *J. Jablonski 127* (PTBG, BISH).


### Malvaceae

#### *Dombeya ×cayeuxii* (Lindl.) Benth. ex Baill. **New naturalization record**

In December 2023 during a roadside survey a population was noted growing along Kūhiō Highway in Wainiha, North Kaua'i. Approximately 10–50 individuals over a 5–10 m<sup>2</sup> area appeared naturalized on the sloped rocky incline next to the road. Three plants were collected for identification and herbarium voucher records. The species was identified as *Dombeya ×cayeuxii* using Bishop Museum reference material (BISH 460665 & 22046) and the key in *Flora of Pakistan* (Abedin & Ghafoor 1976), from which the following description was taken:

A shrub or small tree with cordate, serrate leaves. Inflorescence an axillary, drooping, 12–15 cm across, many-flowered umbellate cyme; peduncle more than 20 cm long, hairy. Flowers pink, c. 3 cm across; pedicel c. 4 cm long, hairy. Sepals linear-oblong, c. 1.5 cm long, c. 3–4 mm broad, densely patent hairy outside. Petals are obovate, oblique, 2–2.5 cm long, 1–1.5 cm broad. Fertile stamens c. 1 cm long; staminodes c. 1.5 cm long. Carpels 5; ovary ovate-oblong, densely villous; stigma exerted. Capsule pentagonal, ovate-oblong, densely beset with rusty hairs, tipped by c. 2 cm long, persistent style.

*Material examined.* **KAUAI:** Hanalei Distr., along Kūhiō Hwy, 200 m east of Limahuli Gardens, disturbed lowland wet forest, 19 m, 18 Dec 2023, *J. Jablonski 89* (PTBG, BISH).



**Figure 7.** *Dombeya ×cayeuxii*. **A**, habitat of plants growing roadside in Hanalei. **B**, leaf shape of plant. **C**, leaves and inflorescence of plant.



**Figure 8.** *Thalia geniculata*. **A**, panicle-like array of inflorescence. **B**, habitat of clustering plants growing along a retention pond. **C**, purple to white flowers.

## Marantaceae

### *Thalia geniculata* L.

### Questionable new island record


In May 2024 a population was discovered naturalized during a nursery survey. Approximately 10–20 individuals over a 5–10 m<sup>2</sup> area were naturalized along the littoral zone of a water retention pond. Associated species include *Malachra alceifolia*, *Nelumbo* sp., *Musa* sp., and *Macaranga tanarius*. Plants were collected for identification and herbarium voucher records. The species was identified as *Thalia geniculata* using the key to *Thalia* in *Flora of North America* (Kennedy 2000). The species was differentiated from other *Thalia* species by the inflorescence having a broadly spreading, panicle-like array with rachis internodes 5–20 mm, and having green or lightly purple, non-pruinose bracts. Previously, *Thalia geniculata* was reported as naturalized on O‘ahu (Faccenda 2024a). Growing tightly clustered, with no signs of viable seeds or seedlings, the discovery may be a single clonal individual spreading by rhizomes.

*Material examined.* **KAUA‘I:** Lihu‘e Distr., plant nursery off Kaumuali‘i Hwy west of Puhi, weed around area near water retention pond, disturbed wet lowlands, 75–100 m, 21 May 2024, *J. Jablonski 105* (PTBG, BISH).

**Mazaceae***Mazus pumilus* (Burm.f.) Steenis**Confirmation of naturalization**


Evidence for potential naturalization of *Mazus pumilus* on Kauaʻi was discovered in 2022 (Faccenda 2024b). Previous reports of naturalization have been documented on East Maui and questionably so in Oahu (Imada *et al.* 2025). In March 2024 a population was discovered naturalized during a nursery survey. Approximately 50–100 individuals over a 10–20 m<sup>2</sup> area were naturalized along the back road of a nursery. The following description was taken from *Flora of China* (Hong *et al.* 1998):

Annuals, 3–30 cm tall, glabrous or sparsely pubescent. Primary root perpendicular, elongated or shortened; fibrous roots numerous, scattered or tufted. Stems 1 or more, erect, ascending, or procumbent-ascending, rooting from prostrate nodes. Basal leaves early deciduous or few to numerous and sometimes rosulate; leaf blade obovate-spatulate to ovate-oblongate, 2–6 cm, membranous to papery, base cuneate and decurrent, margin coarsely and irregularly toothed or pinnately parted with 1 or 2 lobules, rarely subentire, apex entire or obscurely and sparsely toothed. Stem leaves opposite or few alternate. Racemes terminal, elongated to apically fascicled, usually 3–20-flowered, lax. Pedicel 3–12 mm. Calyx campanulate, 3–8 mm, enlarged in fruit or not; lobes ovate, almost as long as tube, apex acute. Corolla white, purple, or blue, ca. 1 cm; lower lip middle lobe smaller than lateral lobes, slightly exserted, obovate; upper lip lobes ovate-triangular. Ovary glabrous. Capsule globose.



**Figure 9.** *Mazus pumilus*. A, cluster of mature plants growing along a dirt road behind a nursery in Puhi. B, purple and white flowers of mature plant. C, leaves and inflorescence of mature plant.

*Material examined.* **KAUA'I:** Līhu'e Distr., plant nursery off Kaumuali'i Hwy west of Puhi, weed around front growing area, common, 50–100 plants seen, flowers purple and white, disturbed wet lowlands, 75–100 m, 14 Mar 2024, *J. Jablonski 99* (PTBG).



**Figure 10.** *Fatoua villosa*. **A.** mature plant with leaves and inflorescence. **B.** plants growing out of a planter box. **C.** side view of leaves and inflorescence of mature plant.

## Moraceae

### *Fatoua villosa* (Thunb.) Nakai


### New island record

On 18 April 2024, an observation was uploaded to iNaturalist by user leapinlemurs83 (observation #208048807) in Kōloa, South Kaua'i. On 22 April the location was visited for a plant voucher and documentation. Approximately 10–50 individuals were discovered emerging from two planter boxes near the front of a store (elevation 135 m). Three mature specimens were collected for identification and herbarium voucher records. Previous reports of naturalization have been documented on O'ahu (Imada *et al.* 2025). The species was identified as *Fatoua villosa* using the key in *Flora of North America* Wunderlin (1997), from which the following description was taken:

Herbs, to ca. 8 dm. Stems erect, branched, pubescent with hooked trichomes. Leaves: stipules linear to linear-lanceolate, 1.8–2.5 mm; petiole 1–6 cm, often  $\pm$  as long as leaf blade. Leaf blade to 2.5–10  $\times$  1–7 cm, papery, base cordate to truncate, margins crenate-dentate, apex acute to acuminate; surfaces abaxially and adaxially appressed-hirsute. Inflorescences cymes, dense, 4–8 mm wide, subtended by narrow bract; peduncle 1–2 cm.

Flowers light green, staminate and pistillate in the same cyme. Staminate flowers: calyx campanulate; stamens exerted. Pistillate flowers: calyx boat-shaped; ovary globose, puberulent, somewhat depressed in axis; style reddish purple, filiform. Achenes white, oval, 3-angled, ca. 1 mm, minutely muricate, with 2 triangular, membranous appendages. Seeds explosively expelled.

*Material examined.* **KAUAI:** Kōloa Distr., off Kōloa Rd, raised planter boxes outside a small market store, disturbed lowland dry forest, 125–145 m, 22 Apr 2024, *J. Jablonski 104* (PTBG).



**Figure 11.** *Breynia androgyna*. **A**, mature plant growing on a tool shed in Wailua Homesteads. **B**, mature plant with red flowers. **C**, leaves and inflorescence of mature plant.

### Phyllanthaceae

#### *Breynia androgyna* (L.)


Chakrab. & N.P.Balakr.

#### New questionable naturalization

In February 2024 a single individual was found growing on a tool shed during a property survey in Wailua Homesteads (elevation ca. 150 m). One mature specimen was collected for identification and herbarium voucher records. Property management suggested that the plant grew uncultivated elsewhere on the property. The species was identified as *Sauropus androgynus* (L.) Merr. [= *Breynia androgyna*] using the *Flora of China* (Li & Gilbert (2008)). Previous evidence suggests naturalization on O‘ahu and East Maui (Oppenheimer & Pezzillo 2023). The following description was taken from Li and Gilbert (2008):

Shrubs 1–3 m tall, erect, monoecious, glabrous throughout; branchlets angular when young, terete with age, slender, green. Stipules lanceolate or linear-lanceolate, 1.5–3 mm; petiole 2–4 mm; leaf blade ovate-lanceolate, oblong-lanceolate, or lanceolate, 3–10 × 1.5–3.5 cm, submembranous or thinly papery, base cuneate, rounded, or truncate, apex acuminate; venation pinnate, lateral veins 5–7 pairs, elevated abaxially, flattened adaxially, reticulate veins obscure. Inflorescence axillary, 1- or 2-flowered, or several male and female per cluster. Male flowers: pedicels slender, 5–7.5 mm; calyx shallowly disk-shaped, 5–12 mm in diam., shallowly 6-fid; sepals obovate; disk segments 6, opposite to sepals, incurved distally, covering anthers; stamens 3; filaments connate; anthers extrorse. Female flowers usually solitary, axillary; pedicel 6–8 mm; calyx red, 6-lobed; sepals obovate or obovate-triangular, 5–6 × 3–5.5 mm, base attenuate into a short claw; disk absent; ovary depressed globose, ca. 0.7 × 1.5 mm, 3-locular; styles 3, bifid. Fruiting pedicel 0.5–1 cm; persistent calyx red; capsule white, depressed globose or globose, ca. 1.2 × 1.7 cm, thinly crustaceous. Seeds black, triquetrous, ca. 7 × 5 mm.

*Material examined.* **KAUAI:** Wailua Homesteads, off Kuamo‘o Rd, growing on a tool shed, disturbed wet forest, 140–160 m, 22 Apr 2024, *J. Jablonski 108* (PTBG, BISH).



**Figure 12.** *Saccharum spontaneum* subsp. *spontaneum*. **A**, cluster of plants growing along Hanalei River. **B**, seeds of plant. **C**, rachis of plant with scale.

## Poaceae

### *Saccharum spontaneum* L. subsp. *spontaneum* New island record

In August 2024 large clusters of this plant were documented growing along the Hanalei River (elevation ca. 25 m). Likely thousands of individuals were growing in clusters along the riverbank from the Hanalei Bridge into town. Associated species included *Urochloa*

*maxima*. Plants were collected for identification and herbarium voucher records. Previous reports of naturalization have been documented on O‘ahu (Imada *et al.* 2025). The species was identified as *Saccharum spontaneum* using the key to *Saccharum* in *Flora of China* (Chen & Phillips 2006).

*Material examined.* **KAUAI:** Hanalei Distr., off Kūhiō Hwy, growing along the banks of the Hanalei River near the Hanalei Bridge, disturbed lowlands, 20–30 m, 27 Aug 2024, *J. Jablonski 126* (PTBG, BISH).



**Figure 13.** *Laportea aestuans*. A, mature plant growing on nursery greenwaste pile. B, inflorescence with seeds of mature plant. C, inflorescence of mature plant.

## Urticaceae

### *Laportea aestuans* (L.) Chew

### New island record

In March 2024 a population was discovered naturalized during a nursery survey in Puhi. Approximately 5–10 individuals over a 50–100 m<sup>2</sup> area were naturalized on greenwaste piles. Associated species included *Ageratina riparia*, *Ipomoea indica*, and *Commelina diffusa*. Plants were collected for identification and herbarium voucher records. Previous reports of naturalization have been documented on O‘ahu and Hawai‘i (Imada *et al.* 2025). The species was identified as *Laportea aestuans* using the key to *Laportea* in *Flora of China* (Chen *et al.* 2003), from which the following description was taken:

Herbs annual, monoecious. Stems erect, few-branched, to 1.3 m tall; upper stems and petioles densely armed with stinging hairs and long gland-tipped hairs. Stipules ca. 10 mm, apex 2-cleft; petiole 7–11 cm; leaf blade broadly ovate, 8–17 × 6–13 cm, thinly papery, 3-veined, lateral basal pair reaching middle margin, lateral veins 3 or 4 each side of midvein,

both surfaces armed with stinging hairs, denser on abaxial surface, base rounded or cordate, margin dentate, apex acuminate; cystoliths punctiform, adaxially conspicuous. Inflorescences axillary, often bisexual, rarely all male, paniculate, male inflorescences in proximal axils, shorter, bisexual inflorescences in distal axils, 10–20 cm, peduncle 7–14 cm, with stinging hairs and often long gland-tipped hairs. Male flowers pedicellate, in bud ca. 1.5 mm; perianth lobes 4 or 5, connate at base, cymbiform, with a few long gland-tipped hairs and sparsely setulose, apex corniculate; stamens 4 or 5. Female flowers: pedicel ca. 2 mm, not winged; perianth lobes 4, free, unequal, dorsal lobe ovate, ca. 0.25 mm, 2 lateral lobes largest, enclosing the ovary, broadly ovate, ca. 0.5 mm, ventral lobe minute. Ovary asymmetrically ovoid; stigma slightly reflexed, ligulate, ca. 0.3 mm. Achene obliquely ovoid, compressed, ca. 1.5 mm in diam., both central surfaces with inconspicuously warty depression; persistent lateral perianth lobes forming a small, basal cup.

*Material examined.* **KAUAI:** Lihū'e Distr., plant nursery off Kaunuauli'i Hwy west of Puhi, weed around back growing area, disturbed wet lowlands, 80–100 m, 4 Mar 2024, *J. Jablonski 101* (PTBG, BISH). Kawaihau, Wailua Homesteads, Kapa'a, residential yard, fast growing weeds in unmaintained raised-bed planter, ~12 plants, came up in a small area next to a planted Sedum purchased from Home Depot, all hand pulled, 116 m, 22.068517, -159.377701, 04 Dec 2023, A.M. Williams & A.D.B. Williams AMW 849 (BISH).

#### REFERENCES

- Abedin, S., & Ghafoor, A.** 1976. *Dombeya*. In: Ali, S.I. & Qaiser, M. (eds.), *Flora of Pakistan*. Vol. 99. Available from: <https://legacy.tropicos.org/Name/40034822?projectid=32> (Accessed 4 Dec 2025)
- Chen, C.-j., Friis, I., & Wilmot-Dear C.M.** 2003. *Laportea*. In: Wu, Z.Y., Raven, P.H. & Hong, D.Y. (eds.), *Flora of China*. Vol. 5. Missouri Botanical Garden, St. Louis, Missouri & Harvard University Herbaria, Cambridge, Massachusetts.
- Chen, S.-I., & Phillips, S.M.** 2006. *Saccharum*. In: Wu, Z.Y., Raven, P.H. & Hong, D.Y. (eds.), *Flora of China*. Vol. 22. Missouri Botanical Garden, St. Louis, Missouri & Harvard University Herbaria, Cambridge, Massachusetts.
- Faccenda, K.** 2024a. Report of 24 new naturalized weeds across the islands of Hawai'i. *Bishop Museum Occasional Papers* **156**: 71–110.
- Faccenda, K.** 2024b. Assorted additions to the Hawaiian weed flora. *Bishop Museum Occasional Papers* **156**: 123–133.
- Himalayan Academy.** 2018. *Kauai's Hindu Monastery — About the monastery*. Available from: <https://www.himalayanacademy.com/monastery/> (Accessed 21 Nov 2025)
- Hong, D., Yang, H., Jin, C.-I., Fischer, M.A., Holmgren, N.H., & Mill R.R.** 1998. *Mazus*. In: Wu, Z.Y., Raven, P.H. & Hong, D.Y. (eds.), *Flora of China*. Vol. 18. Missouri Botanical Garden, St. Louis, Missouri & Harvard University Herbaria, Cambridge, Massachusetts.
- Imada, C.T., Faccenda, K., Thomas, M.K, Gallaher, T., Oppenheimer, H., Kennedy, B., Arthur, K.** 2025. Hawaiian native and naturalized vascular plants checklist (2025 Update). *Bishop Museum Technical Report* **75**, 480 pp.
- Imada, C.T. & Kennedy, B.H.** 2020. New Hawaiian plant records from Herbarium Pacificum for 2019. *Bishop Museum Occasional Papers* **129**: 67–92.
- Kennedy, H.** 2000. *Thalia*. In: Flora of North America Editorial Committee (ed.), *Flora of North America North of Mexico*. Vol. 22. New York and Oxford: Oxford University Press. Missouri Botanical Garden, St. Louis, Missouri & Harvard University Herbaria, Cambridge, Massachusetts.

- 
- 
- Levin, G.A.** 2016. *Acalypha*. In: Flora of North America Editorial Committee (ed.), *Flora of North America North of Mexico*. Vol. 12. Missouri Botanical Garden, St. Louis, Missouri & Harvard University Herbaria, Cambridge, Massachusetts.
- Li, B., & Gilbert, M.G.** 2008. *Sauropus*. In: Wu, Z.Y., Raven, P.H. & Hong, D.Y. (eds.), *Flora of China*. Vol. 11. Missouri Botanical Garden, St. Louis, Missouri & Harvard University Herbaria, Cambridge, Massachusetts.
- Oppenheimer, H. & Pezzillo, Z.** 2023. New Hawaiian plant records for 2023. *Bishop Museum Occasional Papers* **156**: 55–70.
- Schepker, H. & Kowarik, I.** 1998. Invasive North American blueberry hybrids (*Vaccinium corymbosum* × *angustifolium*) in northern Germany, pp. 253–260. In: Starfinger, U., Edwards, K., Kowarik, I., & Williamson, M. (eds.), *Plant invasions: Ecological mechanisms and human responses*, Backhuys Publishers Leiden.
- Tang, Y., & Phengklai, C.** 2007. *Elaeocarpus*. In: Wu, Z.Y., Raven, P.H. & Hong, D.Y. (eds.), *Flora of China*. Vol. 12. Missouri Botanical Garden, St. Louis, Missouri & Harvard University Herbaria, Cambridge, Massachusetts.
- Vander Kloet, S.P.** 2009. *Vaccinium*. In: Flora of North America Editorial Committee (ed.), *Flora of North America North of Mexico*. Vol. 8. Missouri Botanical Garden, St. Louis, Missouri & Harvard University Herbaria, Cambridge, Massachusetts.
- Wilson, P.G. & Chinnock, R.J.** 2013. Chenopodiaceae (Version 1). In: Kellermann, J. (ed.), *Flora of South Australia*. 5th edition. State Herbarium of South Australia, Adelaide. Available from: <https://cdn.environment.sa.gov.au/environment/docs/kb-gen-florasa-chenopodiaceae-01.pdf> (Accessed 21 Nov 2025)
- Wu, G., & Clemants, S.E.** 2000. *Juncus*. In: Wu, Z.Y., Raven, P.H. & Hong, D.Y. (eds.), *Flora of China*. Vol. 24. Missouri Botanical Garden, St. Louis, Missouri & Harvard University Herbaria, Cambridge, Massachusetts.
- Wunderlin, R.P.** 1997. *Fatoua*. In: Flora of North America Editorial Committee (ed.), *Flora of North America North of Mexico*. Vol. 3. Missouri Botanical Garden, St. Louis, Missouri & Harvard University Herbaria, Cambridge, Massachusetts.